

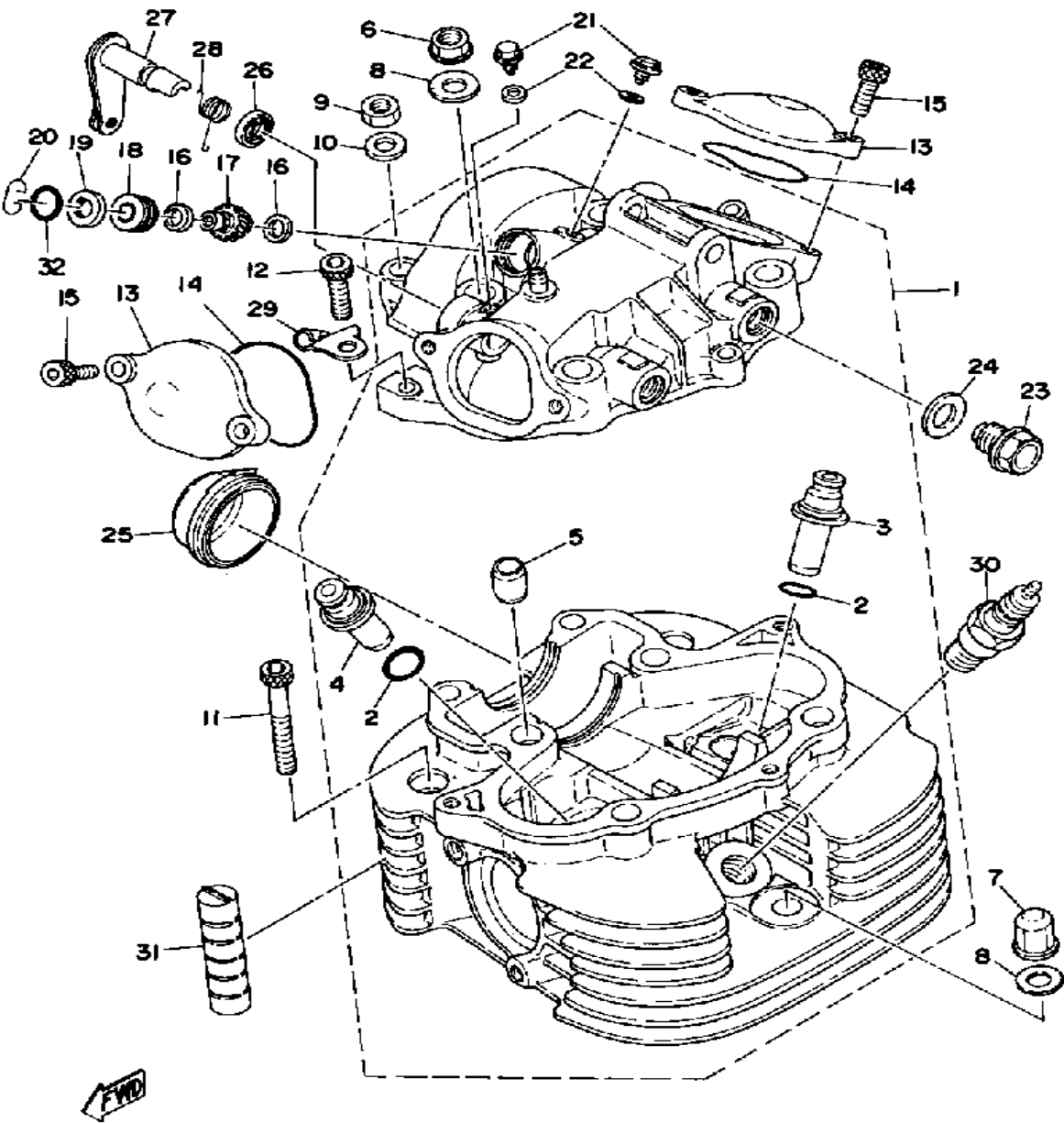
YAMAHA

GENUINE

PARTS CATALOGUE

MOTORCYCLE

Bore/Stroke/Number Cylinders/Displacement (cc)	57mm / 84mm / 1 / 499cc
Compression Ratio/Compression Pressure min ~ max	9.0: 1 / 9.5 ~ 10.5 kg/cm ²

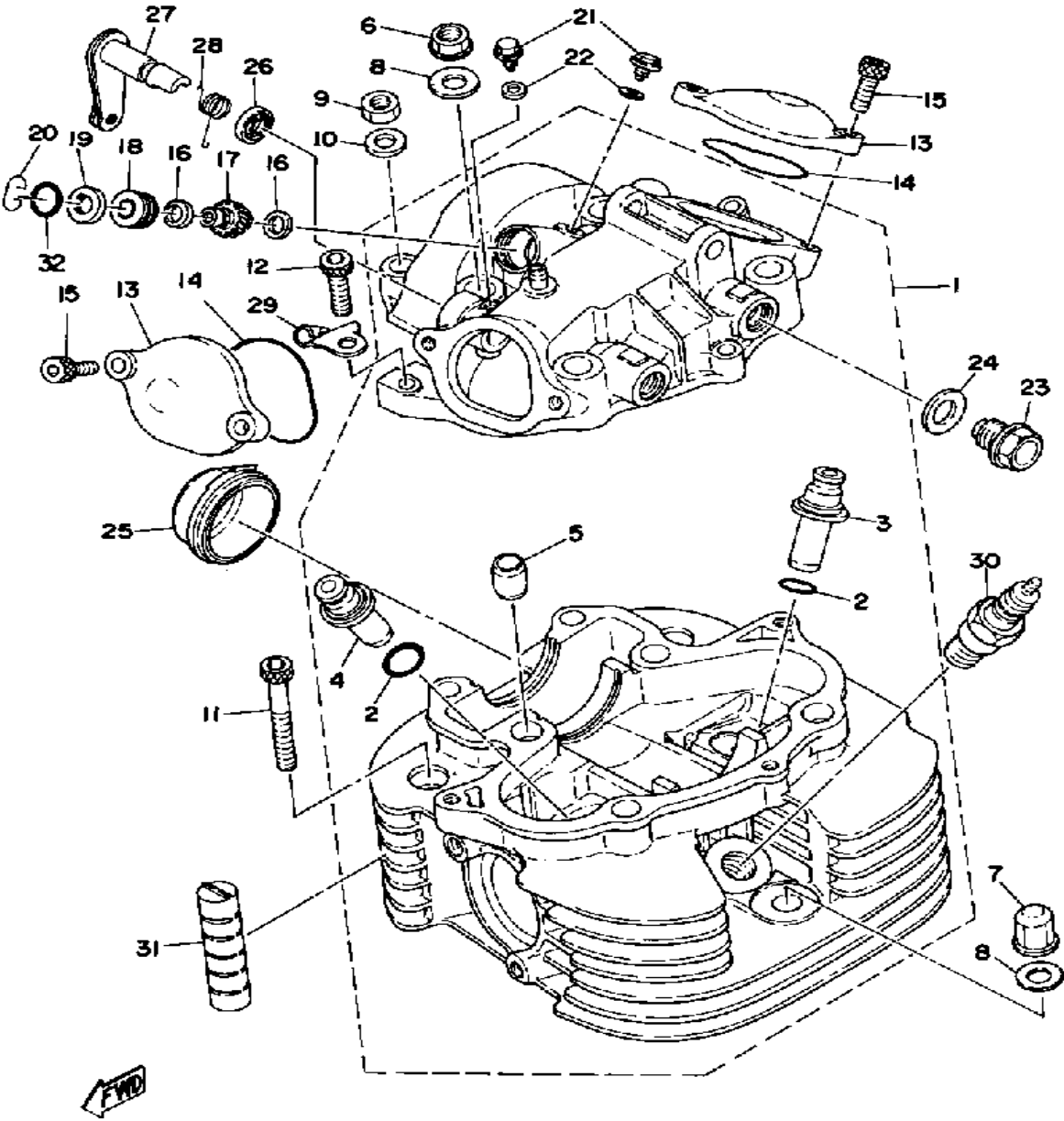


CYLINDER HEAD - CYLINDER HEAD COV

Ref. No.	Part Number	Description	Qty	Remarks
1	(2H0-11110-00-R4)	CYLINDER HEAD ASSEMBLY .	1	
2	93210-14299-00	. O-RING	2	
3	583-11133-11-00	. GDE, INTK VLV 1 O/S	1	
4	583-11134-11-00	. GDE, EXST VLV 1 O/S (1ST O.S.)	1	
5	99530-14016-00	. PIN, DOWEL	2	
6	90176-10049-00	NUT, CROWN	4	
7	90176-10049-00	NUT, CROWN	4	
8	90201-10124-00	WASHER, PLATE	5	
9	95333-08600-00	NUT	2	
10	(2H0-00000-20-00)	GSKTKT XT/TT500E/F		SEE GRID G1 FOR KIT COMPONENT
	90201-08649-00	WASHER, PLATE	2	
11	91316-06055-00	BOLT, SOCKET HEAD	2	
12	91316-06025-00	BOLT	3	
13	583-11186-00-00	COVER, CYLINDER. HEAD 2 ..	2	
14	93210-49296-00	O-RING	2	
15	91316-06018-00	BOLT, SOCKET HEAD	4	
16	90201-084L7-00	WASHER, PLATE	2	
17	1E6-17841-00-00	GEAR, DRIVEN	1	
18	1E6-17843-00-00	BUSH, DRVN GR OUTER	1	
19	93101-08132-00	OIL SEAL, S-TYPE	1	
20	102-25137-00-00	RING, STOP	1	
21	90109-06418-00	BOLT	2	
22	90430-06014-00	GASKET	2	
23	90340-14038-00	PLUG, STRAIGHT SCRW	2	
24	90430-14043-00	GASKET	2	
25	2J2-11197-00-00	PLUG, BLIND	1	
26	93104-12054-00	OIL SEAL, SO-TYPE	1	

CONTINUED ON NEXT FRAME ►

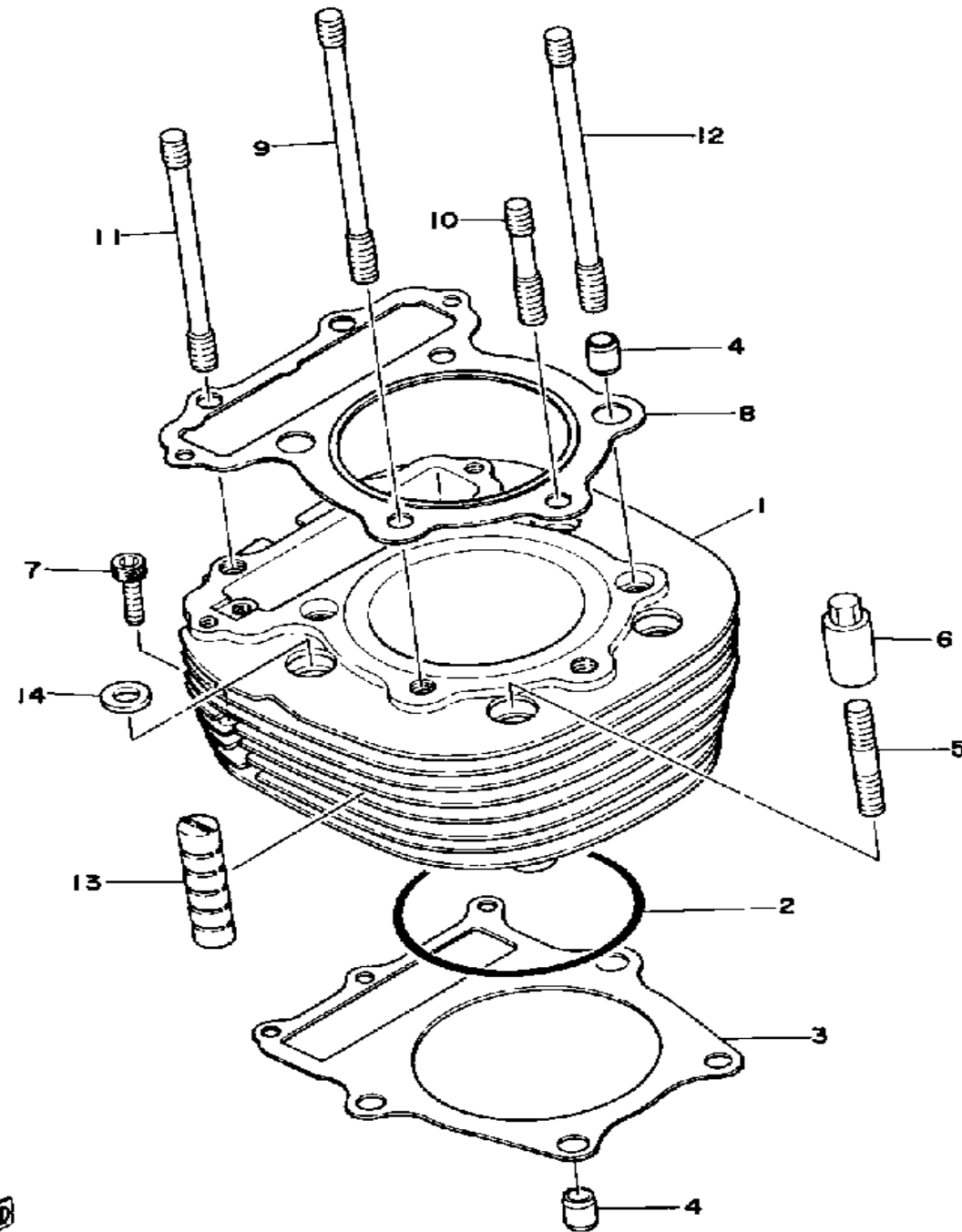
Bore/Stroke/Number	Cylinders/Displacement (cc)	57mm / 84mm / 1 / 499cc
Compression Ratio/Compression Pressure min ~ max		9.0: 1 / 9.5 ~ 10.5 kg/cm ²



CYLINDER HEAD - CYLINDER HEAD COV

Ref. No.	Part Number	Description	Qty	Remarks
27	583-12288-00-00	CAM, DCOMP	1	
28	90508-16303-00	SPRING, TORSION	1	
29	583-12283-00-00	BRACKET, DCOMP	1	
30	CMP-N7YC0-00-00	CHAMPION N7YC 4PK	1	U.R.
	NGK-BP7ES-00-00	PLUG, SPARK (NGK BP-7ES) .	1	U.R.
31	583-11127-00-00	ABSORBER 3	2	
32	93210-14104-00	O-RING	1	

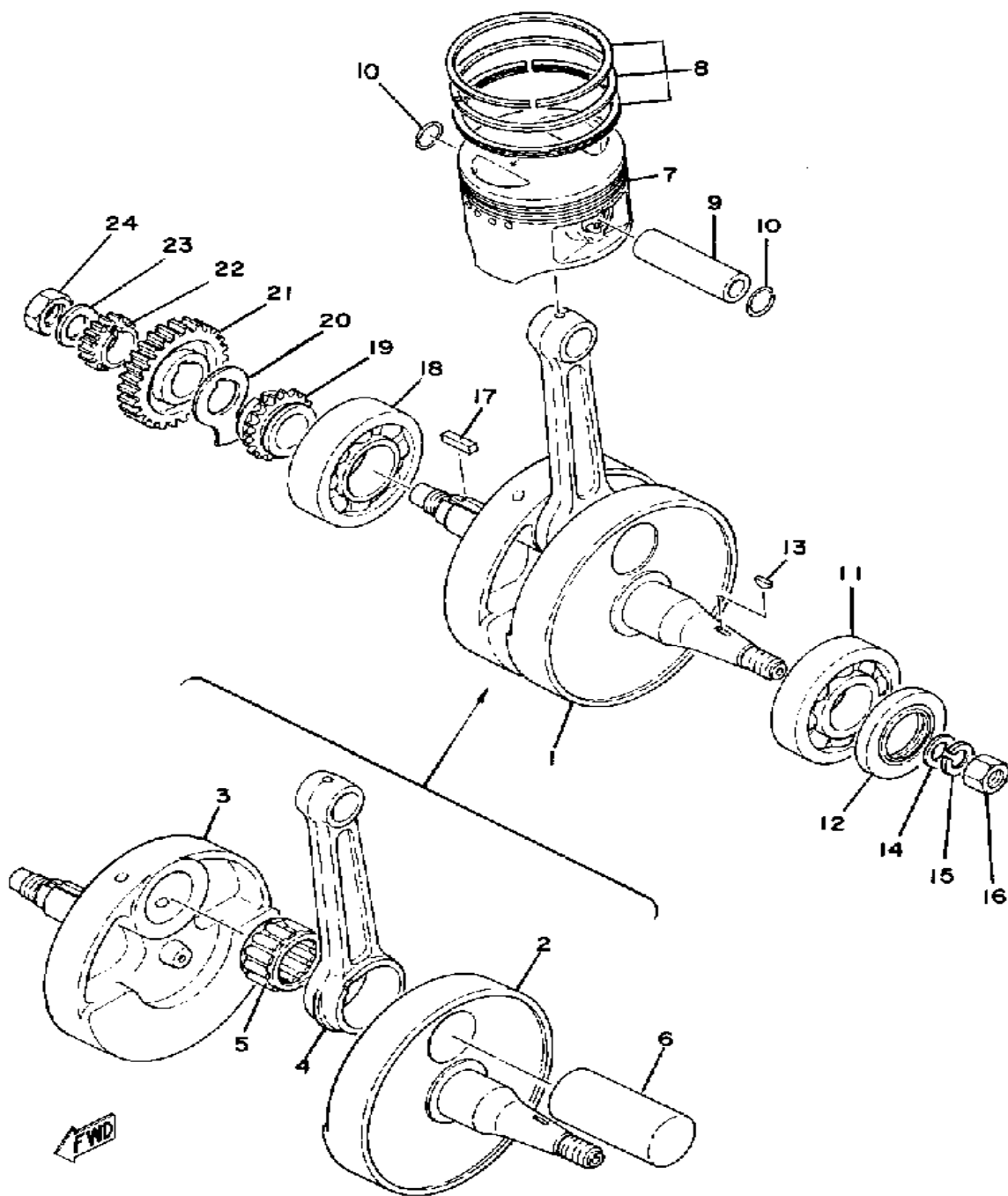
CYLINDER



Ref. No.	Part Number	Description	Qty	Remarks
1	583-11310-00-00	CYLINDER	1	
2	93210-92295-00	O-RING	1	
3	583-11351-00-00	GASKET, CYLINDER	1	
4	99530-14016-00	PIN, DOWEL	4	
5	90116-10087-00	BOLT, STUD	4	M10-64L
6	(2H0-00000-20-00)	GSKTKT XT/TT500E/F		SEE GRID G-1 FOR KIT COMPONENT
	90179-10201-00	NUT	4	
7	90110-06138-00	BOLT, HEX SKT HEAD	3	
8	2J2-11181-01-00	UNAVAILABLE IN PRICE BOOK (583-11181-01)	1	
9	90116-10222-00	BOLT, STUD	2	M10-163L
10	90116-10223-00	BOLT, STUD	1	M10-68L
11	90116-08190-00	BOLT, STUD	2	M8-143L
12	90116-10225-00	BOLT, STUD	2	M10-173L
13	583-11127-00-00	ABSORBER 3	2	
14	90201-10590-00	WASHER, PLATE	4	

FWD

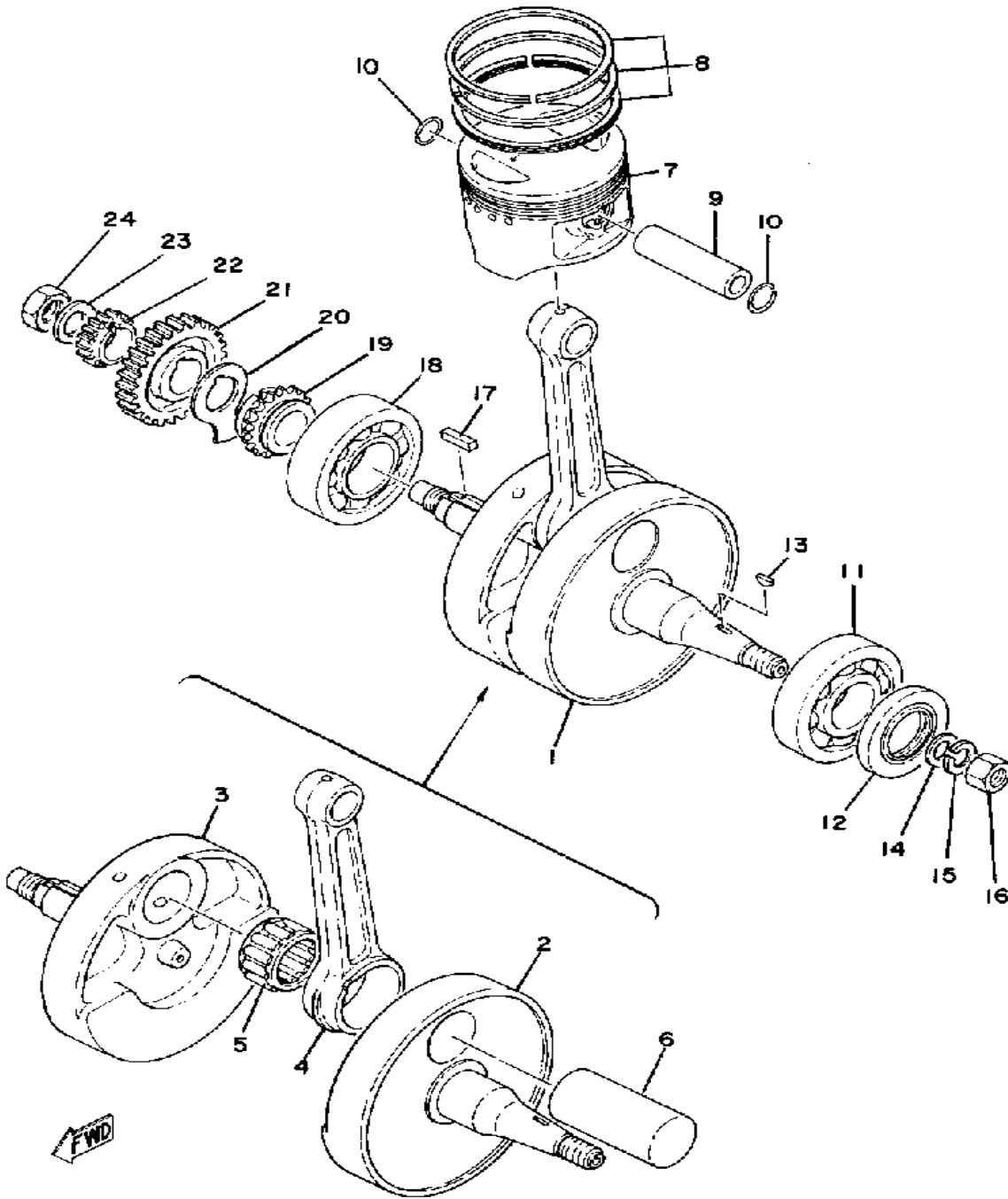
CRANK - PISTON



Ref. No.	Part Number	Description	Qty	Remarks
1	(583-11400-00-00)	CRANKSHAFT ASSEMBLY ...	1	
2	(583-11412-00-00)	CRANK 1	1	
3	(583-11422-00-00)	CRANK 2	1	
4	583-11651-00-00	. ROD, CONNECTING	1	
5	93310-635A5-00	. BEARING, CYLINDER.# 0 ...	1	
6	583-11681-00-00	. PIN, CRANK 1	1	
7	583-11631-02-95	PISTON STD	1	
	583-11631-02-95	PISTON STD	1	U.R.CANADA ONLY
	583-11631-02-96	PISTON STD	1	U.R.CANADA ONLY
	583-11635-02-00	PISTON 1 O/S 0.5	1	ALTERNATE PART
	583-11635-02-00	PISTON 1 O/S 0.5	1	ALTERNATE PARTCANADA ONLY
	583-11636-02-00	PISTON 2 O/S 0.0	1	ALTERNATE PART
	583-11636-02-00	PISTON 2 O/S 0.0	1	ALTERNATE PARTCANADA ONLY
	583-11637-02-00	PISTON 3 O/S 0.5	1	ALTERNATE PART
	583-11637-02-00	PISTON 3 O/S 0.5	1	ALTERNATE PARTCANADA ONLY
	583-11638-02-00	PISTON 4 O/S 1.0	1	ALTERNATE PART
	583-11638-02-00	PISTON 4 O/S 1.0	1	ALTERNATE PARTCANADA ONLY
8	583-11610-02-00	PISTON RINGSET STD (583-11610-01)	1	
	583-11610-12-00	PISTON RINGSET 1ST (583-11610-11)	1	ALTERNATE PART
	583-11610-22-00	PISTON RINGSET 2ND (583-11610-21)	1	ALTERNATE PART
	583-11610-32-00	PISTON RINGSET 3RD (583-11610-31)	1	ALTERNATE PART
	583-11610-42-00	PISTON RINGSET 4TH (4TH O/S)	1	ALTERNATE PART

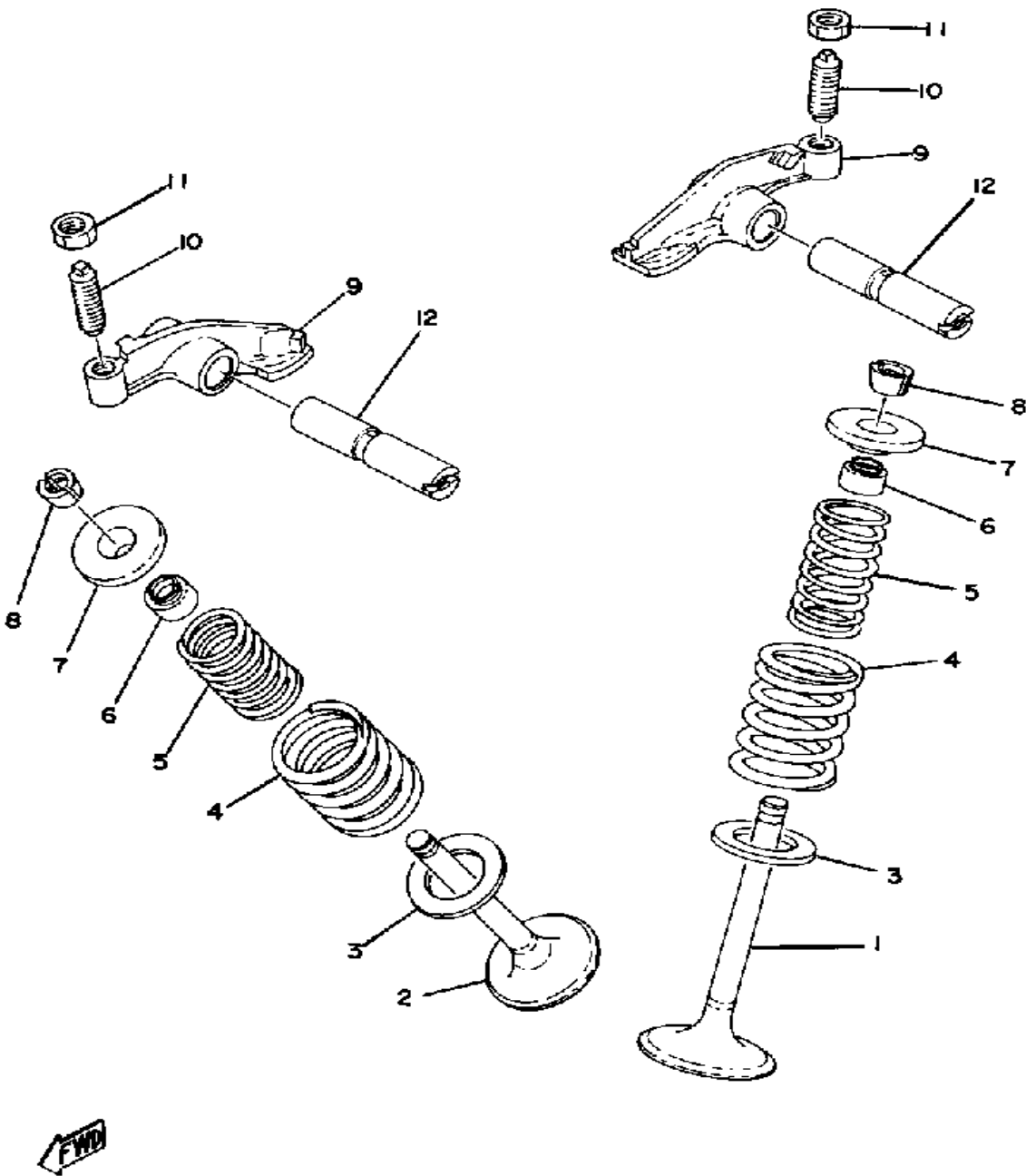
CONTINUED ON NEXT FRAME ➤

CRANK - PISTON

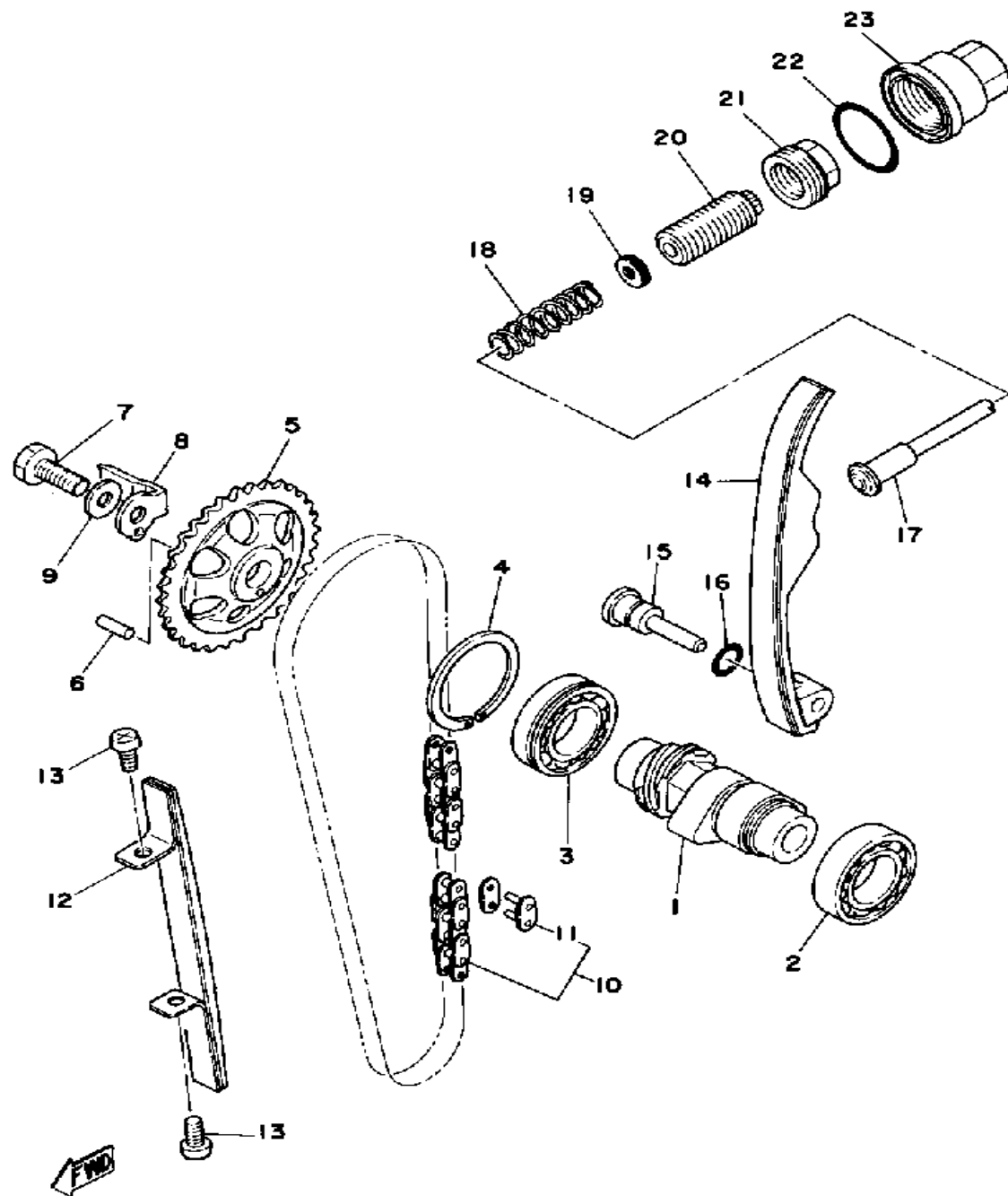


Ref. No.	Part Number	Description	Qty	Remarks
9	11H-11633-00-00	PIN, PISTON (583-11633-00)	1	
10	93450-22027-00	CIRCLIP	2	
11	93306-30630-00	BEARING	1	
12	93102-30145-00	OIL SEAL, SD-TYPE	1	
13	90280-16053-00	KEY, WOODRUFF	1	
14	90201-12593-00	WASHER, PLATE	1	
15	92901-12100-00	WASHER, SPRING	1	
16	90170-12347-00	NUT, HEXAGON	1	
17	90282-07021-00	KEY, STRAIGHT	1	
18	93306-30702-00	BEARING (B6307)	1	
19	583-11549-00-00	SPROCKET, CAM CHAIN	1	
20	583-11533-00-00	PLATE, ABSORBER	1	
21	583-16111-00-00	GEAR, PRI DRIVE	1	
22	583-11536-00-00	GEAR, DRIVE (21T)	1	
23	90208-16019-00	WASHER, CONICAL SPRING ..	1	
24	90170-16182-00	NUT	1	

VALVE - ROCKER ARM



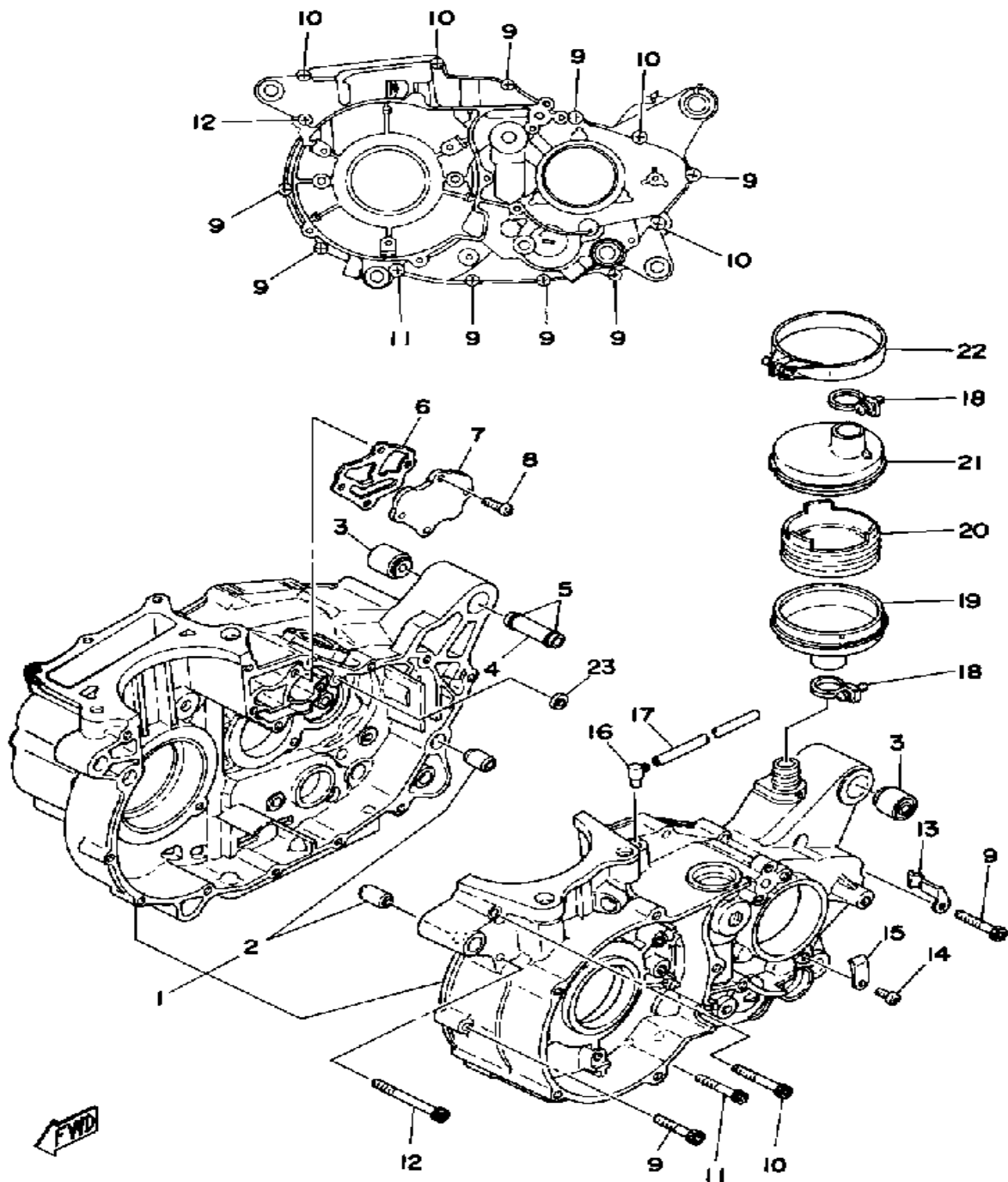
Ref. No.	Part Number	Description	Qty	Remarks
1	583-12111-00-00	VALVE, INTAKE	1	
2	583-12121-00-00	VALVE, EXHAUST	1	
3	256-12116-01-00	SEAT, VALVE SPRING	2	
4	90501-44455-00	SPRING, COMPRESSION	2	
5	90501-31454-00	SPRING, COMPRESSION	2	
6	341-12119-02-00	SEAL, VALVE STEM	2	
7	256-12117-02-00	RETAINER, VALVE SPR	2	
8	341-12118-00-00	COTTER, VALVE	4	
9	583-12151-00-00	ARM, VALVE ROCKER	2	
10	90149-08098-00	SCREW, SPEC'L SHAPE	2	
11	90170-08173-00	NUT, HEXAGON	2	
12	583-12156-01-00	SHAFT, ROCKER	2	



CAMSHAFT - CHAIN TENSIONER

Ref. No.	Part Number	Description	Qty	Remarks
1	583-12171-01-00	CAMSHAFT 1	1	
2	93306-00501-00	BEARING (B6005)	1	
3	93306-00519-00	BEARING	1	
4	93440-47044-00	CIRCLIP, OUTER	1	
5	583-12176-00-00	SPROCKET, CAM CHAIN	1	
6	93604-16092-00	PIN, DOWEL	1	
7	90101-10303-00	BOLT	1	
8	1T1-12279-00-00	PLATE	1	
9	90201-10774-00	WASHER, PLATE	1	
10	94500-02106-00	CHAIN	1	
11	94600-02001-00	. JOINT, CHAIN (BF05M)	1	
12	583-12231-00-00	GUIDE, STOPPER 1	1	
13	98503-06014-00	SCREW, PAN HEAD (92502-06016)	2	
14	341-12241-03-00	GUIDE, STOPPER 2	1	
15	583-12247-00-00	SHAFT, TENSIONER	1	
16	93210-12152-00	O-RING	1	
17	583-12217-00-00	ROD, CHN TENSIONER	1	
18	90501-14095-00	SPRING, COMPRESSION	1	
19	2H0-12232-00-00	DAMPER	1	
20	90149-18191-00	SCREW, SPEC"L SHAPE	1	
21	90179-18199-00	NUT, SPEC"L SHAPE	1	
22	93210-32172-00	O-RING	1	
23	583-12212-00-00	CASE, CHAIN TENSNR	1	

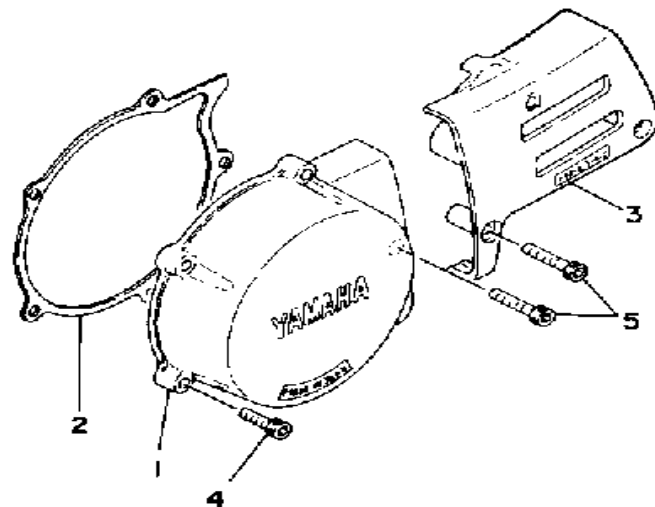
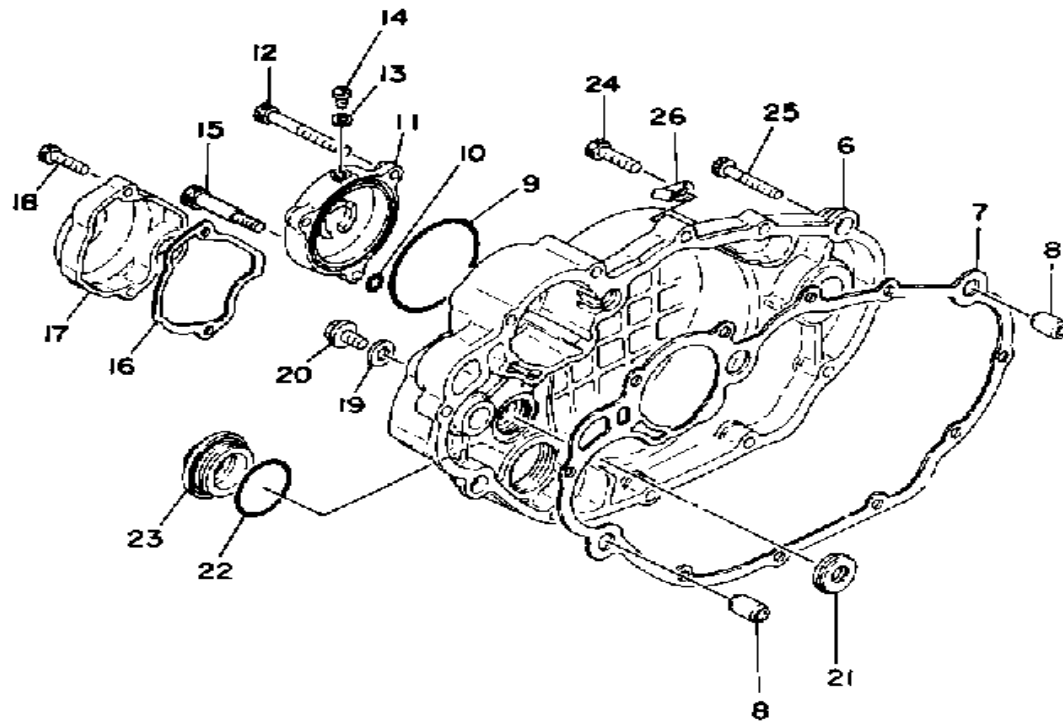
CRANKCASE



Ref. No.	Part Number	Description	Qty	Remarks
1	583-15100-03-00	CRANKCASE ASSEMBLY (583-15100-00)	1	
2	99510-12016-00	. PIN, DOWEL	2	
3	583-15316-00-00	DAMPER, ENG MOUNT 1	2	
4	583-15317-01-00	SPACER, ENG MOUNT	1	
5	93210-11313-00	O-RING	2	
6	583-15466-00-00	GASKET 2	1	
7	583-15426-00-00	COVER, OIL PUMP R	1	
8	98580-06018-00	SCREW, PAN HEAD	4	
9	91316-08035-00	BOLT, SOCKET HEAD	8	
10	91316-06045-00	BOLT, SOCKET HEAD	4	
11	(2H0-00000-20-00)	GSKTKT XT/TT500E/F		SEE GRID G-1 FOR KIT COMPONENT
	91316-06055-00	BOLT, SOCKET HEAD	1	
12	91316-06065-00	BOLT, SOCKET HEAD	1	
13	90465-08277-00	CLAMP	1	
14	98580-06012-00	SCREW, PAN HEAD	1	
15	(90465-05075-00)	CLAMP	1	
16	583-15371-00-00	BREATHER	1	
17	90445-07039-00	HOSE	1	
18	90460-22083-00	CLAMP, HOSE	2	
19	583-15347-00-00	BREATHER 2	1	
20	583-15358-00-00	SEPARATOR, OIL	1	
21	583-15346-00-00	BREATHER 1	1	
22	90460-71129-00	CLAMP, HOSE (90460-71017)	1	
23	90430-09121-00	GASKET	1	

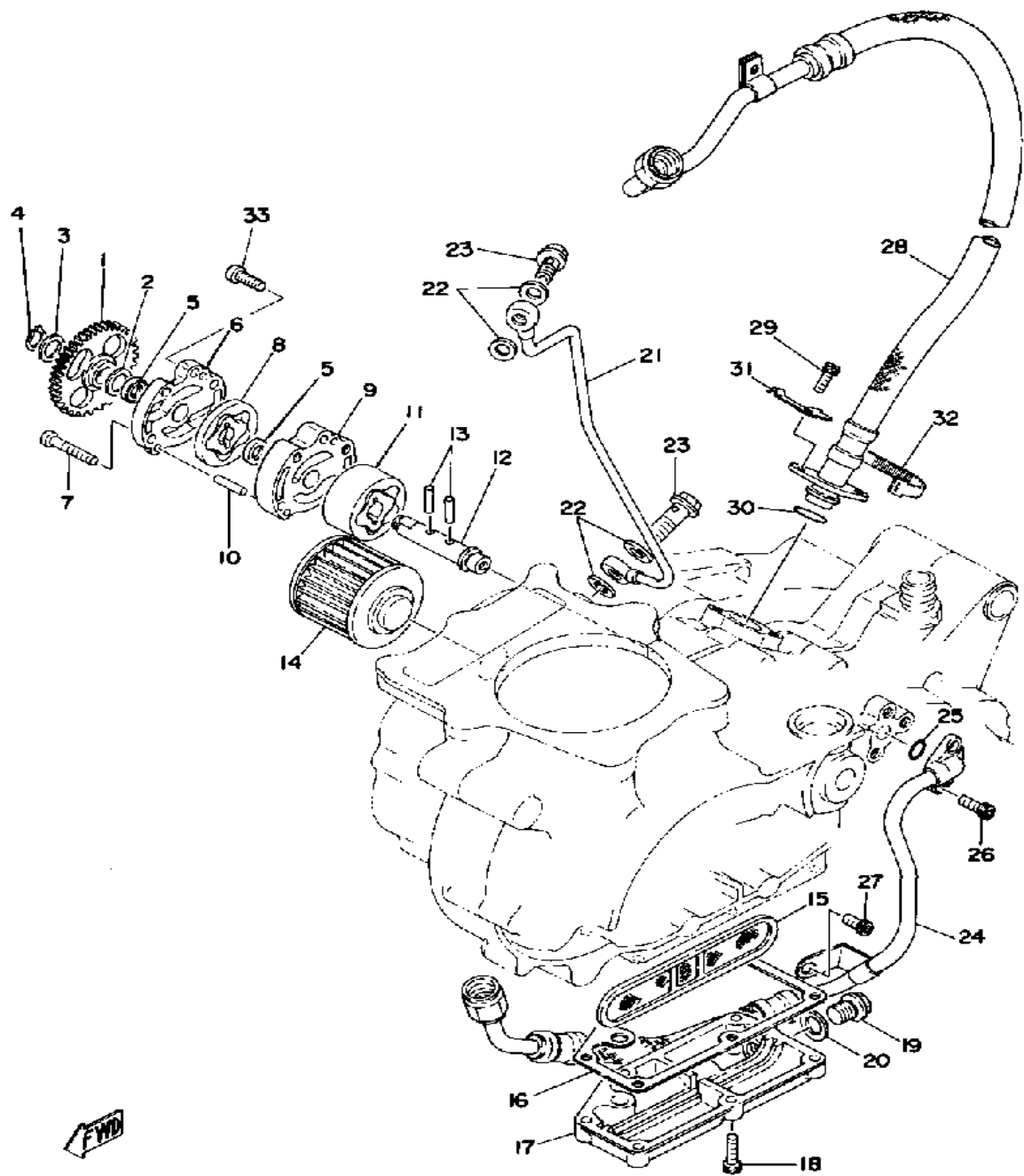
CRANKCASE COVER

Ref. No.	Part Number	Description	Qty	Remarks
1	583-15411-00-00	COVER, CRANKCASE L	1	
2	3HT-15451-00-00	GASKET, CRCS COVER	1	
3	583-15421-00-00	COVER, CRANKCASE R	1	
4	91316-06025-00	BOLT	4	
5	91316-06035-00	BOLT	4	
6	583-W1542-00-00	COVER, CRANKCASE 3 (583-15431-02-98)	1	
7	3HT-15462-00-00	GASKET, CRCS CVR 3	1	
8	99510-12016-00	PIN, DOWEL	2	
9	93210-64297-00	O-RING	1	
10	93210-07438-00	O-RING	1	
11	583-13447-01-00	COVER, OIL ELEMENT	1	
12	91316-06060-00	BOLT	2	
13	(2H0-00000-20-00)	GSKTKT XT/TT500E/F		SEE GRID G-1 FOR KIT COMPONENT
	90430-05126-00	GASKET	1	
14	90149-05110-00	SCREW	1	
15	90109-06511-00	BOLT	1	
16	583-15457-00-00	GASKET	1	
17	583-15417-00-00	COVER, CAP	1	
18	91316-06025-00	BOLT	2	
19	90430-10171-00	GASKET	1	
20	90340-10003-00	PLUG, STRAIGHT SCRW	1	
21	93101-14089-00	OIL SEAL	1	
22	93210-34474-00	O-RING	1	
23	583-15425-00-00	COVER, GENERATOR R	1	
24	90110-06138-00	BOLT, HEX SKT HEAD	8	
25	91316-06040-00	BOLT, SOCKET HEAD	2	
26	90465-08076-00	CLAMP	1	



FWD

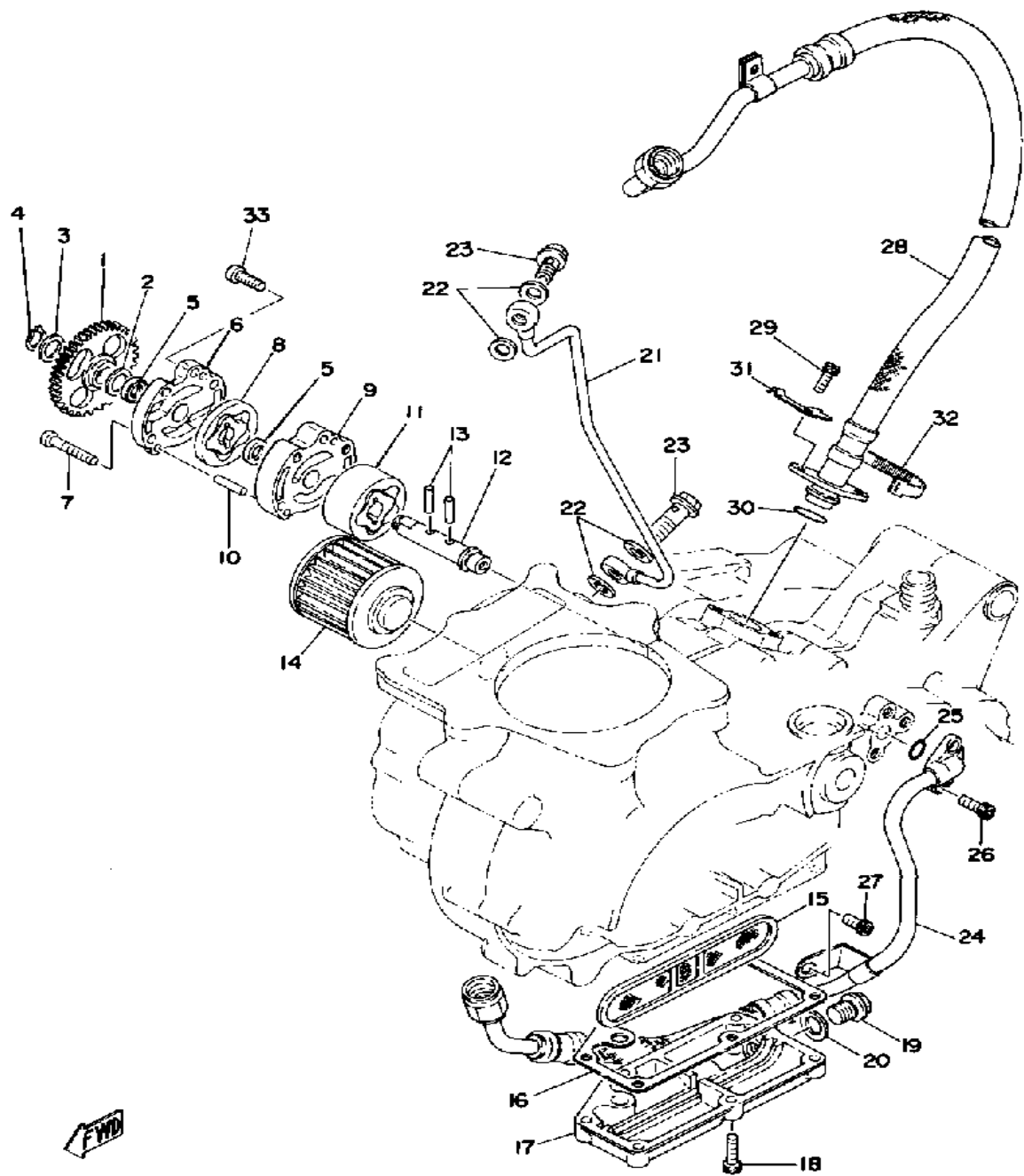
OIL PUMP - OIL CLEANER



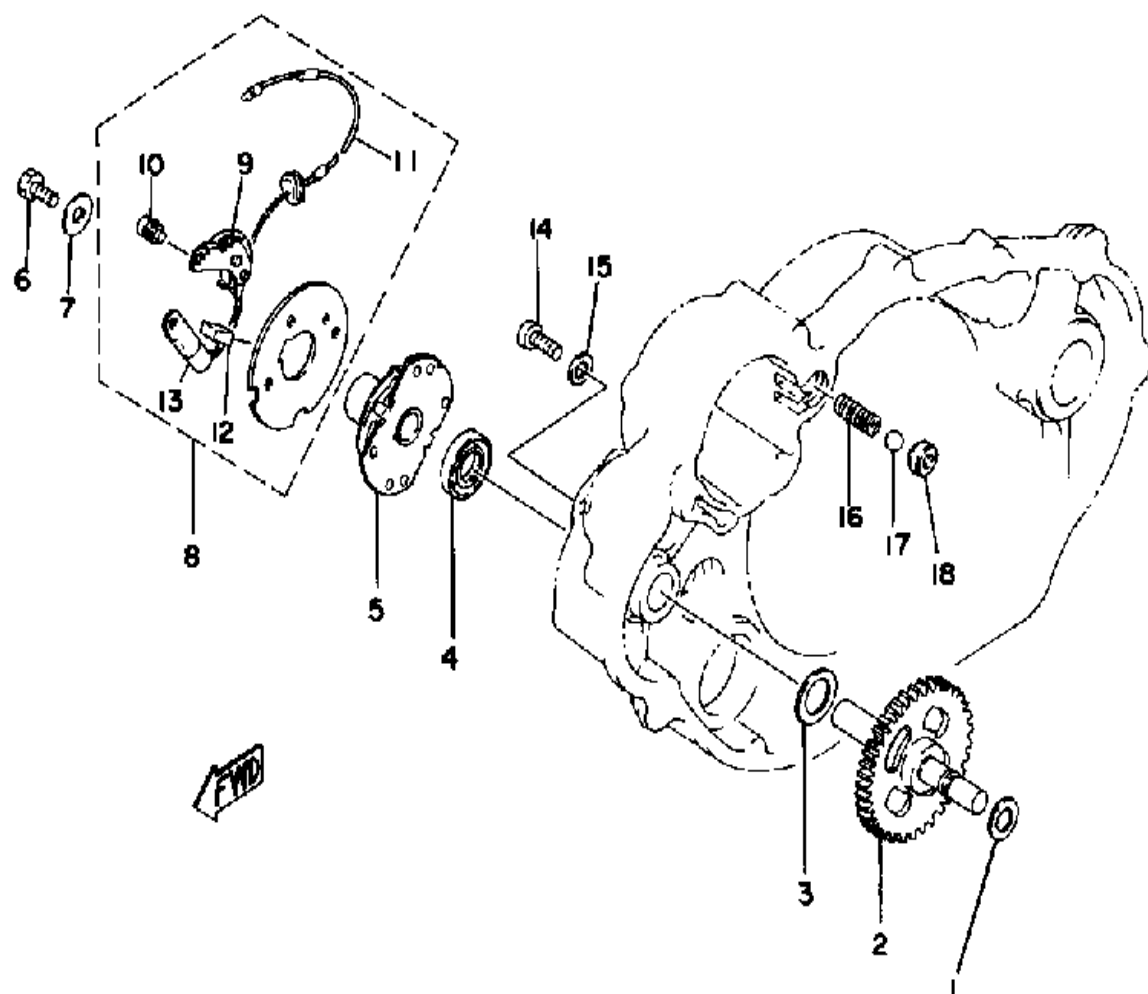
Ref. No.	Part Number	Description	Qty	Remarks
1	583-13325-00-00	GEAR, PUMP DRIVEN	1	
2	90201-12166-00	WASHER, PLATE	1	
3	90201-10119-00	WASHER, PLATE	1	
4	99009-10400-00	CIRCLIP	1	
5	93104-11038-00	OIL SEAL, SO-TYPE	2	
6	99999-00996-00	CVR/HOUSING COMP	1	
7	98580-06030-00	SCREW PAN HEAD	3	
8	583-13310-01-00	ROTOR ASSEMBLY 1	1	
9	99999-00996-00	CVR/HOUSING COMP	1	
10	93604-22050-00	PIN, DOWEL	2	
11	583-13320-00-00	ROTOR ASSEMBLY 2	1	
12	583-13314-00-00	SHAFT, PUMP	1	
13	93603-17070-00	PIN, DOWEL	2	
14	4X7-13440-90-00	ELMNT ASSEMBLY, OIL CLNR	1	
15	583-13411-00-00	STRAINER, OIL	1	
16	583-13414-00-00	GASKET, STRNR COVER	1	
17	583-13417-01-00	COVER, STRAINER	1	
18	91316-06020-00	BOLT, SOCKET HEAD	6	
19	3VD-13455-00-00	PLUG	1	
20	214-11198-01-00	GASKET	1	
21	583-13161-01-00	PIPE, DELIVERY 1	1	
22	90201-08087-00	WASHER, PLATE	4	
23	90401-08038-00	BOLT, UNION	2	
24	583-13464-00-00	HOSE, OIL 1	1	
25	93210-10197-00	O-RING	1	
26	91316-06016-00	BOLT, SOCKET HEAD	2	
27	91316-06012-00	BOLT, SOCKET HEAD	1	
28	2J2-13465-00-00	HOSE, OIL 2	1	CANADA ONLY
	583-13465-02-00	HOSE, OIL 2	1	U.S.A. ONLY

CONTINUED ON NEXT FRAME ➤

OIL PUMP - OIL CLEANER

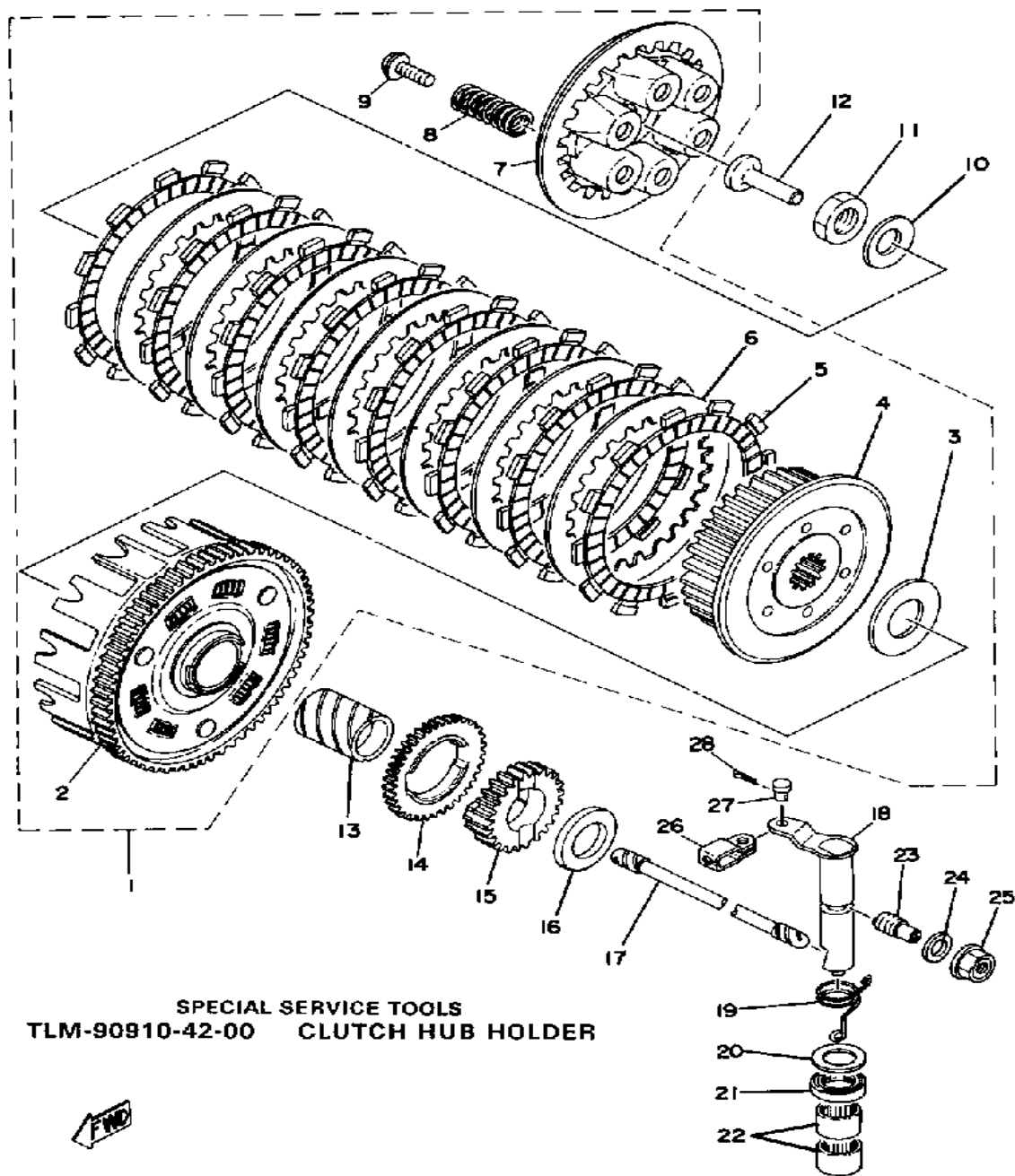


Ref. No.	Part Number	Description	Qty	Remarks
29	(90461-10042-00)	CLAMP	1	CANADA ONLY
30	91316-06016-00	BOLT, SOCKET HEAD	2	
31	93210-15171-00	O-RING	1	
32	90465-06077-00	CLAMP	1	
33	437-83936-01-00	BAND, SWITCH CORD	1	
34	98580-06018-00	SCREW, PAN HEAD	2	



CONTACT BREAKER - GOVERNOR

Ref. No.	Part Number	Description	Qty	Remarks
1	90201-09572-00	WASHER, PLATE	1	
2	583-11150-00-00	BREAKER SHAFT ASSEMBLY	1	
3	90201-15234-00	WASHER, PLATE	1	
4	93102-15147-00	OIL SEAL, SD-TYPE (SD-15-26-5)	1	
5	583-81653-50-00	GOVERNOR ASSEMBLY	1	
6	97313-06016-00	BOLT, HEXAGON	1	
7	90201-065F3-00	WASHER, PLATE	1	
8	583-81620-50-00	BREAKER PLATE ASSEMBLY	1	
9	1J7-28121-00-00	. UNAVAILABLE IN PRICE BOOK	1	TUNE-UP KIT
	583-81621-50-00	. CONTACT BRKR ASSEMBLY	1	
	583-81621-50-00	. CONTACT BRKR ASSEMBLY	1	TUNE-UP KIT
	583-81625-50-00	. CONDENSER 1	1	TUNE-UP KIT
	ACC-01100-57-10	TUNE KIT XT/TT5 0		TUNE-UP KIT
	NGK-BP7ES-00-00	. PLUG, SPARK (NGK BP-7ES)	1	TUNE-UP KIT
10	98580-04006-00	. SCREW, PAN HEAD	3	
11	583-81615-50-00	. WIRE, LEAD	1	
12	1L9-81631-50-00	. LUBRICATOR	1	
13	583-81625-50-00	. CONDENSER 1	1	
14	98503-06014-00	SCREW, PAN HEAD (92502-06016)	2	
15	92990-06200-00	WASHER	2	
16	90501-05378-00	SPRING, COMPRESSION	1	
17	93503-08007-00	BALL	1	
18	583-13113-00-00	SEAT, CHECK BALL	1	

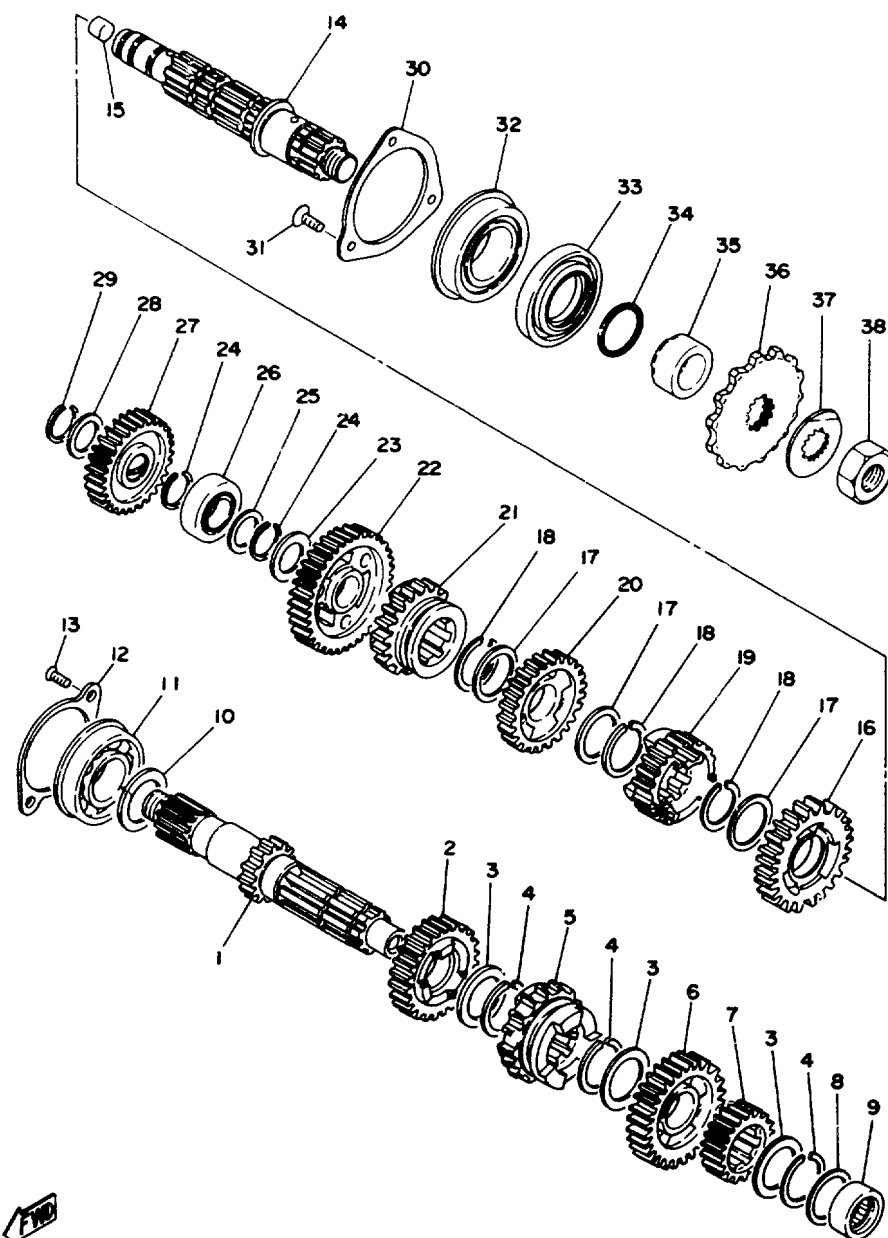


B-5

CLUTCH

Ref. No.	Part Number	Description	Qty	Remarks
1	(583-16301-00-00)	CLUTCH ASSEMBLY	1	
2	583-16150-00-00	. PRI DRVN GEAR	1	
3	170-16164-00-00	. PLATE, THRUST 2	1	
4	583-16371-00-00	. BOSS, CLUTCH	1	
5	5Y1-16321-00-00	. PLATE, FRICTION	8	
6	360-16325-00-00	. PLATE, CLUTCH 2	7	
7	498-16351-00-00	. PLATE, PRESSURE 1	1	
8	90501-23391-00	. SPRING, COMPRESSION	6	
9	90159-06010-00	. SCREW, WITH WASHER	6	
10	214-16119-00-00	SPRING, BELLEVILLE	1	
11	90170-18086-00	NUT, HEXAGON	1	
12	174-16356-00-00	ROD, PUSH 1	1	
13	90560-25153-00	SPACER	1	
14	583-13324-00-00	GEAR, PUMP DRIVE	1	
15	583-15631-00-00	GEAR, KICK PINION	1	
16	363-16154-00-00	PLATE, THRUST 1	1	
17	583-16357-01-00	ROD, PUSH 2	1	
18	583-16381-00-00	AXLE, PUSH LEVER	1	
19	90508-12279-00	SPRING, TORSION	1	
20	90201-17327-00	WASHER, PLATE	1	
21	93102-17357-00	OIL SEAL	1	
22	93315-11720-00	BEARING	2	
23	364-16343-00-00	SCREW, ADJUSTING	1	
24	90201-12172-00	WASHER, PLATE	1	
25	583-16344-00-00	NUT, ADJUSTING	1	
26	214-16389-00-00	JOINT	1	
27	90240-06005-00	PIN, CLEVIS	1	
28	91401-10015-00	PIN, COTTER	1	

Primary Drive Type/Teeth/Ratio	Spur Gear / 77-30 / 2.566
Secondary Drive Type/Teeth/Chain	Chain / 44-16 / DID520TR-100L

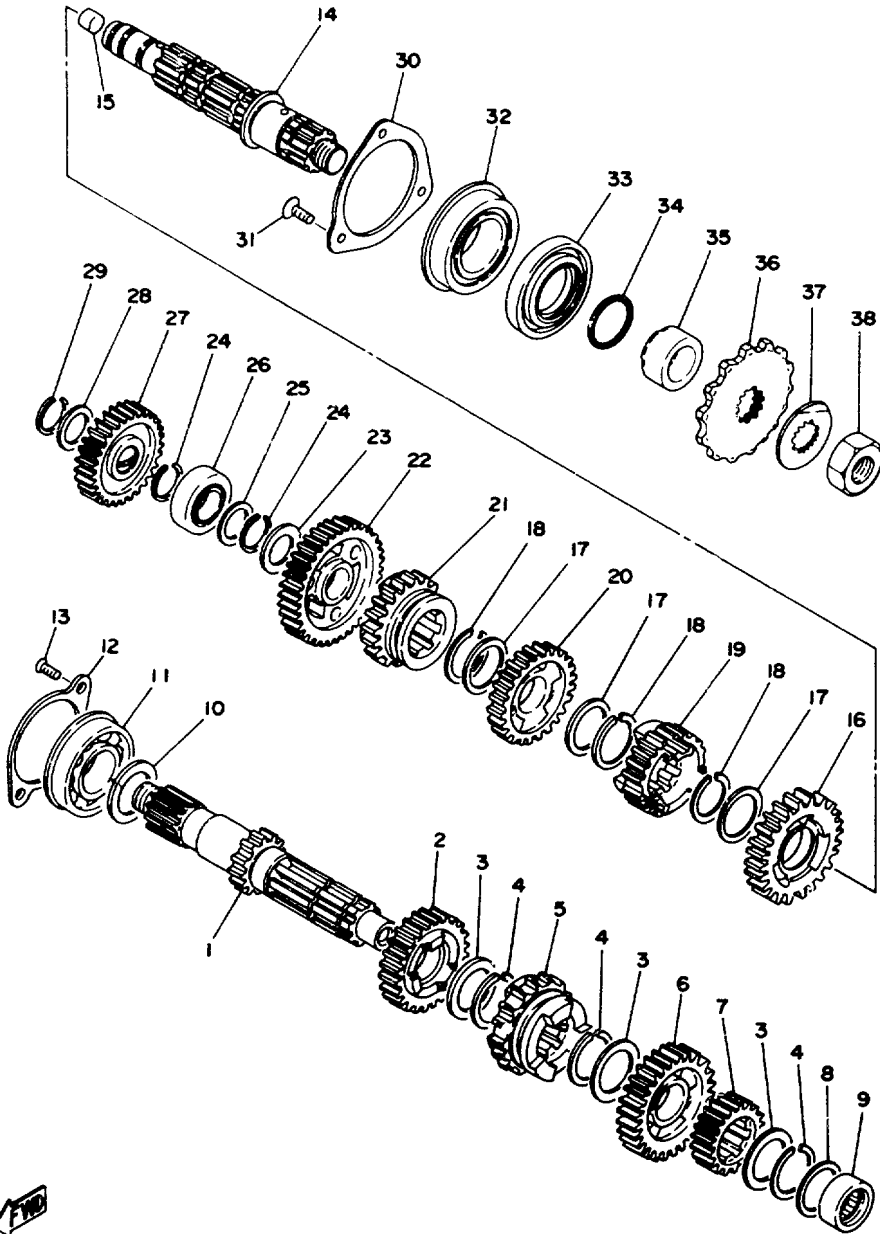


TRANSMISSION

Ref. No.	Part Number	Description	Qty	Remarks
1	583-17411-01-00	AXLE, MAIN	1	
2	583-17141-00-00	GEAR, 4TH PINION	1	
3	90201-253K0-00	WASHER, PLATE (T=1.0)	3	
4	93440-25020-00	CIRCLIP	3	
5	583-17131-02-00	GEAR, 3RD PINION	1	
6	583-17151-01-00	GEAR, 5TH PINION	1	
7	583-17121-00-00	GEAR, 2ND PINION	1	
8	90201-20266-00	WASHER, PLATE (1.0T)	1	
9	168-17428-01-03	SHIM 2 (25-34-0.3)	1	U.R.CANADA ONLY
	93311-42012-00	BEARING, CYLINDER.# 1	1	
10	168-17428-01-05	SHIM 2 (25-34-0.5)	1	U.R.USA/CANADA
11	93304-20501-00	BEARING	1	
12	583-15383-00-00	PLATE, BRNG COVER	1	
13	98701-06014-00	SCREW, FLAT HEAD	2	
14	99999-01986-00	AXLE, DRIVE	1	
15	90338-09066-00	PLUG, SPEC'L SHAPE	1	
16	583-17221-00-00	GEAR, 2ND WHEEL	1	
17	90201-253K0-00	WASHER, PLATE (T=1.0)	3	
18	93440-25020-00	CIRCLIP	3	
19	583-17251-01-00	GEAR, 5TH WHEEL	1	
20	583-17231-01-00	GEAR, 3RD WHEEL	1	
21	583-17241-00-00	GEAR, 4TH WHEEL	1	
22	583-17211-00-00	GEAR, 1ST WHEEL	1	
23	90201-20278-00	WASHER, PLATE	1	
24	93410-20038-00	CIRCLIP	2	
25	90201-20266-00	WASHER, PLATE (1.0T)	1	
26	93313-32008-00	BEARING, CYLINDER.# 3	1	
27	583-15651-00-00	GEAR, KICK IDLE	1	
28	90201-17255-00	WASHER, PLATE	1	

CONTINUED ON NEXT FRAME ➤

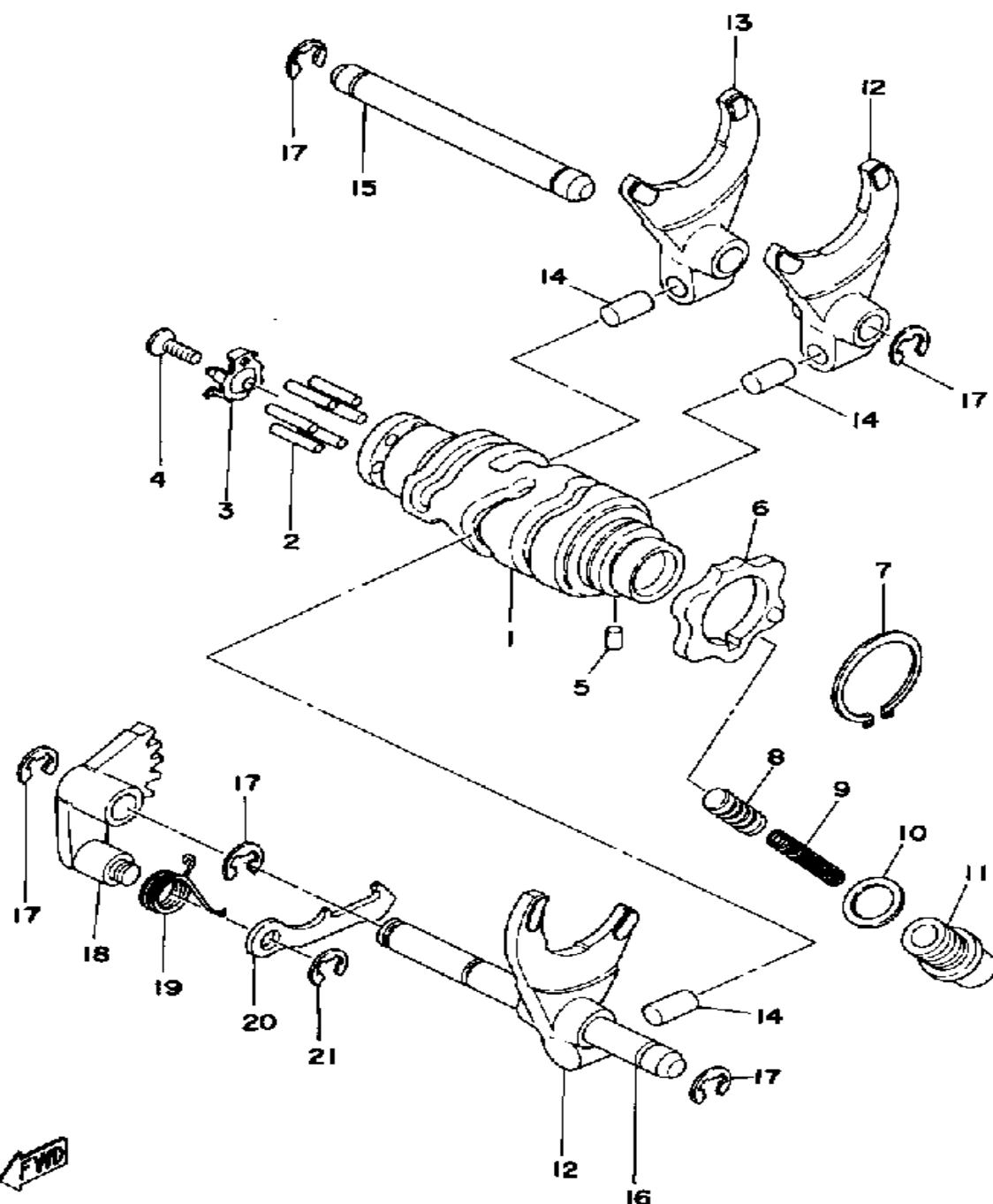
Primary Drive Type/Teeth/Ratio	Spur Gear / 77-30 / 2.566
Secondary Drive Type/Teeth/Chain	Chain / 44-16 / DID520TR-100L



TRANSMISSION

Ref. No.	Part Number	Description	Qty	Remarks
29	99009-17400-00	CIRCLIP	1	
30	(363-15381-00-00)	PLATE, BRNG COVER	1	
31	98701-05012-00	SCREW, FLAT HEAD	3	
32	93306-30517-00	BEARING	1	
33	93102-35180-00	OIL SEAL, SD-TYPE	1	
34	93210-22298-00	O-RING	1	
35	90387-25507-00	COLLAR	1	
36	9383E-16106-00	SPROCKET, DRIVE 16T (16T) .	1	
37	90215-21022-00	WASHER, LOCK	1	
38	90179-18020-00	NUT	1	

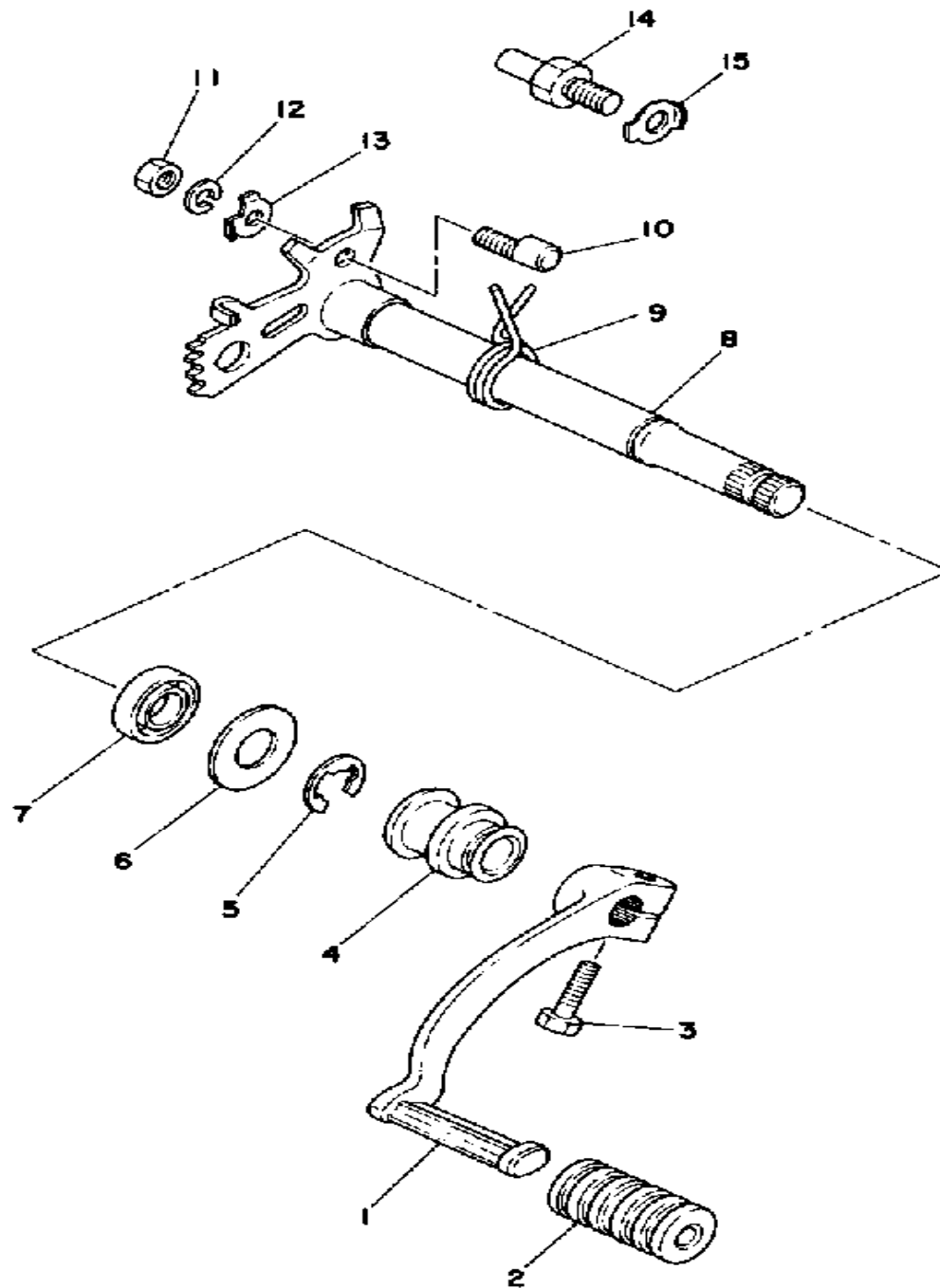
FWD



SHIFTER 1

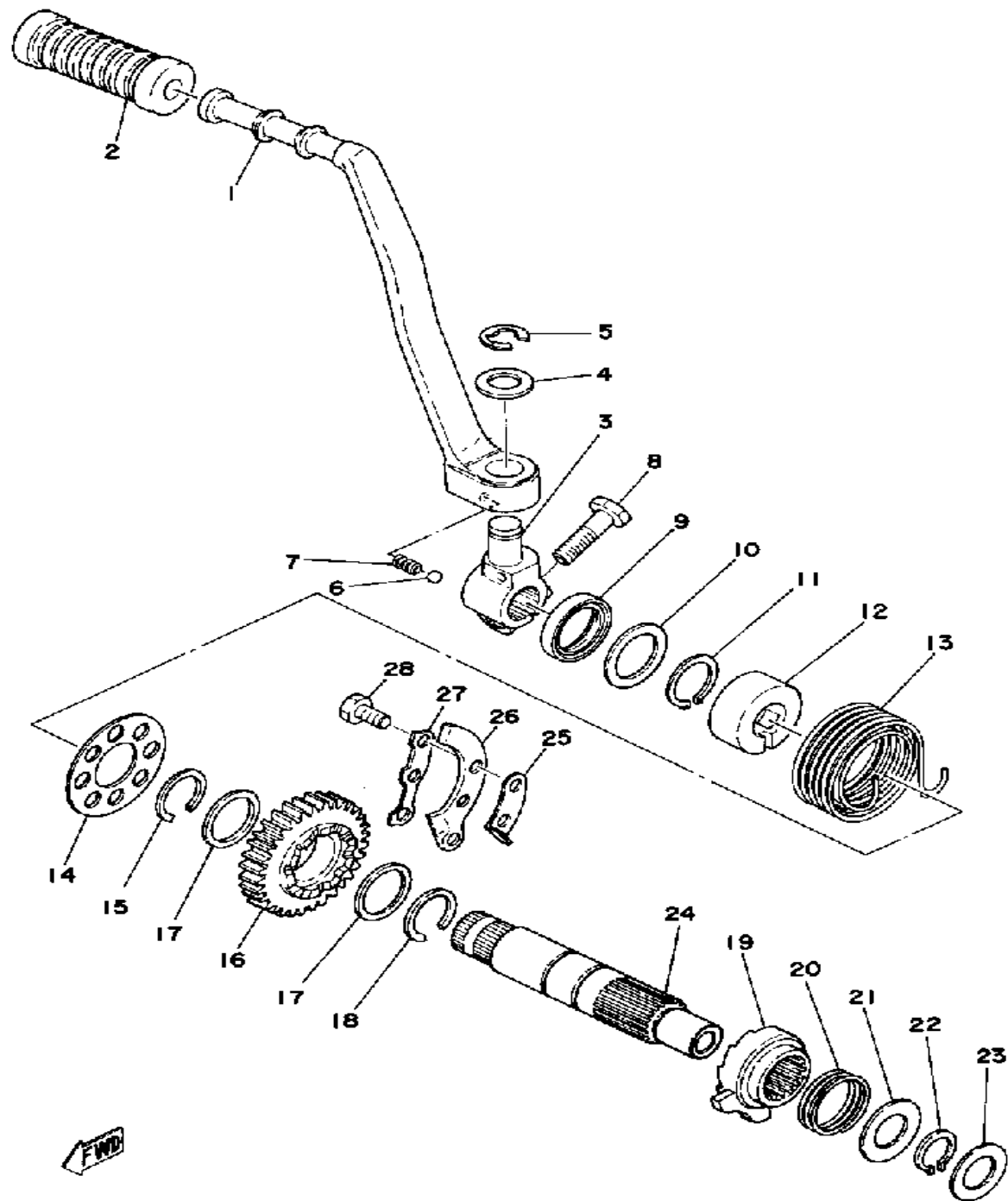
Ref. No.	Part Number	Description	Qty	Remarks
1	434-18540-03-00	SHIFT CAM ASSEMBLY (434-18541-03)	1	
2	93604-18100-00	PIN, DOWEL	6	
3	434-18561-00-00	PLATE, SIDE 1	1	
4	98701-05012-00	SCREW, FLAT HEAD	1	
5	93604-08071-00	PIN, DOWEL	1	
6	1E6-18141-01-00	PLATE, STOPPER	1	
7	99009-30400-00	CIRCLIP	1	
8	278-18547-02-00	STOPPER, CAM	1	
9	90501-10062-00	SPRING, COMPRESSION	1	
10	137-15353-00-00	GASKET, DRAIN	1	
11	90149-14031-00	SCREW, SPEC'L SHAPE	1	
12	364-18511-00-00	FORK, SHIFT 1	2	
13	363-18511-00-00	FORK, SHIFT 1	1	
14	90250-08017-00	PIN, STRAIGHT	3	
15	363-18535-00-00	BAR, SHIF FRK GDE 2	1	
16	(363-18531-00-00)	BAR, SHIF FRK GDE 1	1	
17	99001-08600-00	CIRCLIP	5	
18	434-18122-00-00	LEVER, SHIFT 2	1	
19	90508-08334-00	SPRING, TORSION	1	
20	498-18151-03-00	LEVER, SHIFT 3	1	
21	99080-07600-00	CIRCLIP (E)	1	

SHIFTER 2



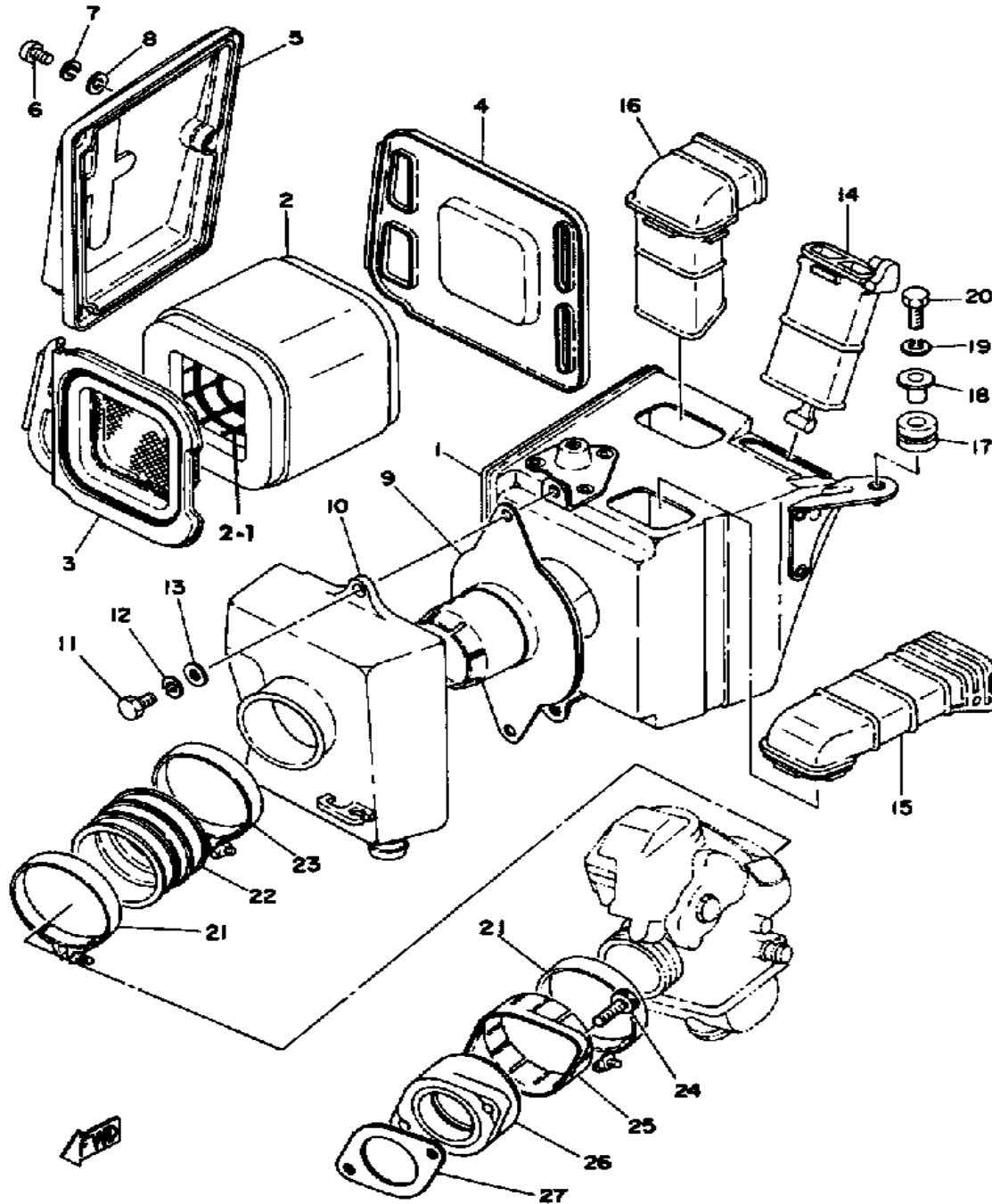
Ref. No.	Part Number	Description	Qty	Remarks
1	3UL-18111-00-00	PEDAL, SHIFT	1	
2	132-18113-01-00	COVER, SHIFT PEDAL	1	
3	97011-06020-00	BOLT	1	
4	583-18131-00-00	BOOT, SEALING	1	
5	99001-12600-00	CIRCLIP	1	
6	90201-14220-00	WASHER, PLATE	1	
7	93109-14010-00	OIL SEAL, SDO-TYPE	1	
8	2J2-18103-00-00	SHAFT, SHIFT	1	
9	90508-32052-00	SPRING, TORSION (214-18124-00)	1	
10	90149-06017-00	SCREW, SPEC'L SHAPE (214-18186-00)	1	
11	95380-06600-00	NUT	1	
12	92995-06100-00	WASHER, SPRING	1	
13	90215-06016-00	WASHER, LOCK	1	
14	278-18127-00-00	STOPPER, SCREW	1	
15	90215-08115-00	WASHER, LOCK	1	

FWD



KICK STARTER

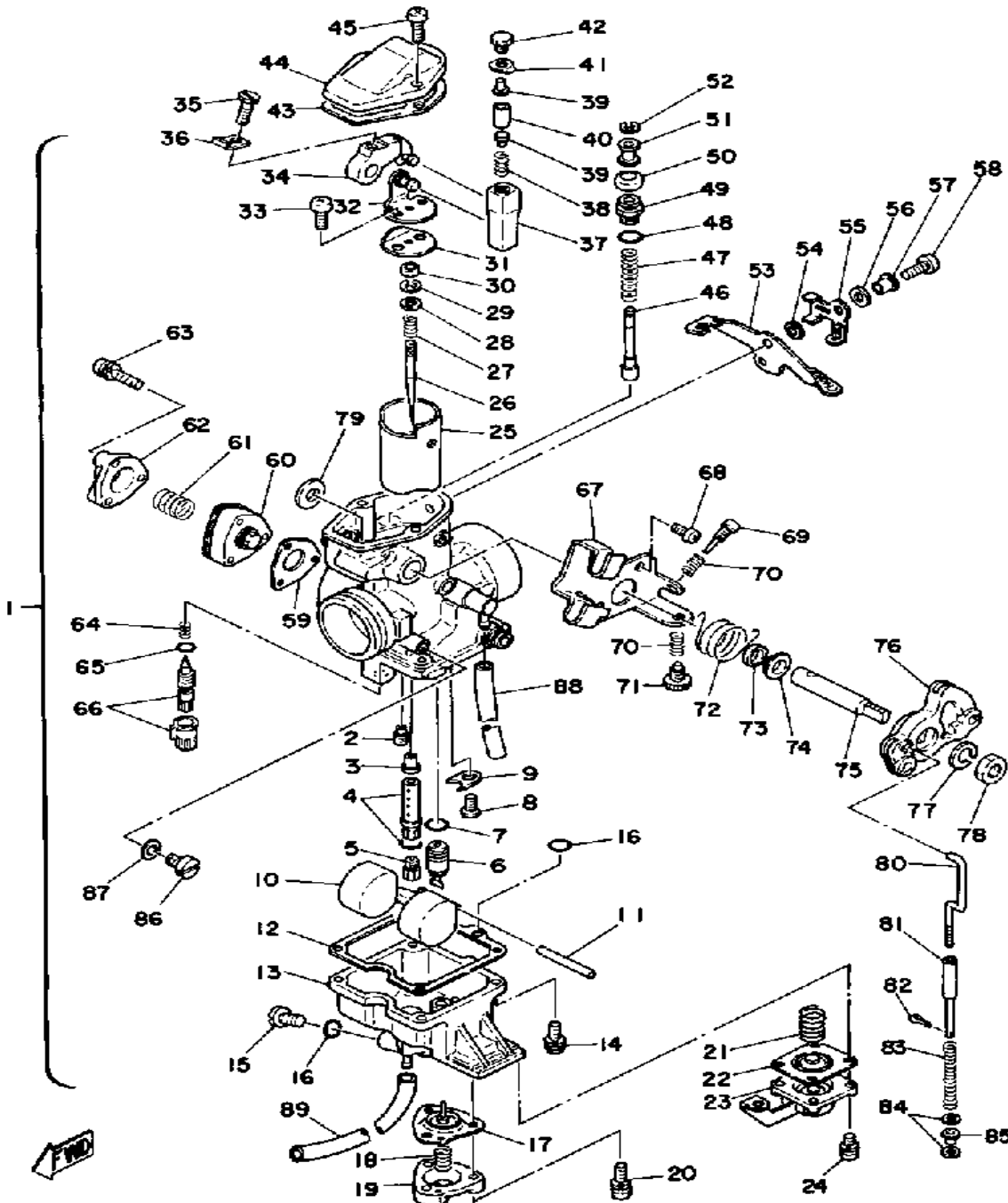
Ref. No.	Part Number	Description	Qty	Remarks
1	1JN-15610-00-00	KICK CRANK ASSEMBLY	1	
2	1T1-15618-00-00	COVER, KICK LEVER	1	
3	583-15621-00-00	BOSS, KICK CRANK	1	
4	90201-15234-00	WASHER, PLATE	1	
5	99006-10600-00	CIRCLIP	1	
6	93507-32031-00	BALL	1	
7	90501-12081-00	SPRING, COMPRESSION	1	
8	97313-08030-00	BOLT, HEXAGON	1	
9	93102-25064-00	OIL SEAL	1	
10	90201-256K6-00	WASHER, PLATE (0.9T)	1	
11	93410-25010-00	CIRCLIP, S-TYPE	1	
12	(90560-25154-00)	SPACER	1	
13	90508-32280-00	SPRING, TORSION	1	
14	(583-15676-00-00)	COVER, SPRING	1	
15	93440-25084-00	CIRCLIP	1	
16	583-15641-00-00	GEAR, KICK	1	
17	90201-253K0-00	WASHER, PLATE (T=1.0)	2	
18	93440-25020-00	CIRCLIP	1	
19	583-15671-00-00	WHEEL, RATCHET	1	
20	90501-23143-00	SPRING, COMPRESSION (363-15675-00)	1	
21	363-15676-00-00	COVER, SPRING	1	
22	99009-19400-00	CIRCLIP	1	
23	90201-20278-00	WASHER, PLATE	1	
24	583-15661-00-00	AXLE, KICK	1	
25	434-15668-00-00	STOPPER	1	
26	583-15674-00-00	GUIDE, RATCHET WHL	1	
27	363-15686-00-00	WASHER, LOCK	1	
28	97011-06016-00	BOLT	3	



INTAKE

Ref. No.	Part Number	Description	Qty	Remarks
1	583-14411-01-00	CASE, AIR CLEANER 1	1	
2	583-14411-01-00	CASE, AIR CLEANER 1	1	
3	583-14468-01-00	PLATE, ELEMENT FTNG	1	
4	583-14472-00-00	PLATE, ELEMENT	1	
5	583-14422-00-00	CAP, CLEANER CASE 2	1	
6	98580-05012-00	SCREW, PAN HEAD	3	
7	92990-05100-00	WASHER, SPRING	3	
8	92901-05600-00	WASHER, PLATE	3	
9	583-14485-00-00	PIPE, JOINT	1	
10	583-14421-00-00	CASE, AIR CLEANER 2	1	
11	97011-06020-00	BOLT	2	
12	92995-06100-00	WASHER, SPRING	2	
13	92901-06600-00	WASHER	2	
14	(583-14437-00-00)	DUCT	1	
15	583-14431-00-00	SILENCER, INTAKE 1	1	
16	583-14441-00-00	SILENCER, INTAKE 2	1	
17	90480-14023-00	GROMMET	2	
18	90387-07391-00	COLLAR	2	
19	92995-06100-00	WASHER, SPRING	2	
20	97011-06025-00	BOLT (97001-06025)	2	
21	90460-58015-00	CLAMP, HOSE	2	
22	583-14453-00-00	JOINT, AIR CLNR 1	1	
23	90460-61063-00	CLAMP, HOSE (256-14455-00) .	1	
24	91316-06020-00	BOLT, SOCKET HEAD	2	
25	256-13564-00-00	COVER, CARB.JOINT	1	
26	583-13565-01-00	JOINT, CARBURETOR	1	
27	583-13556-01-00	GASKET, MANIFOLD	1	

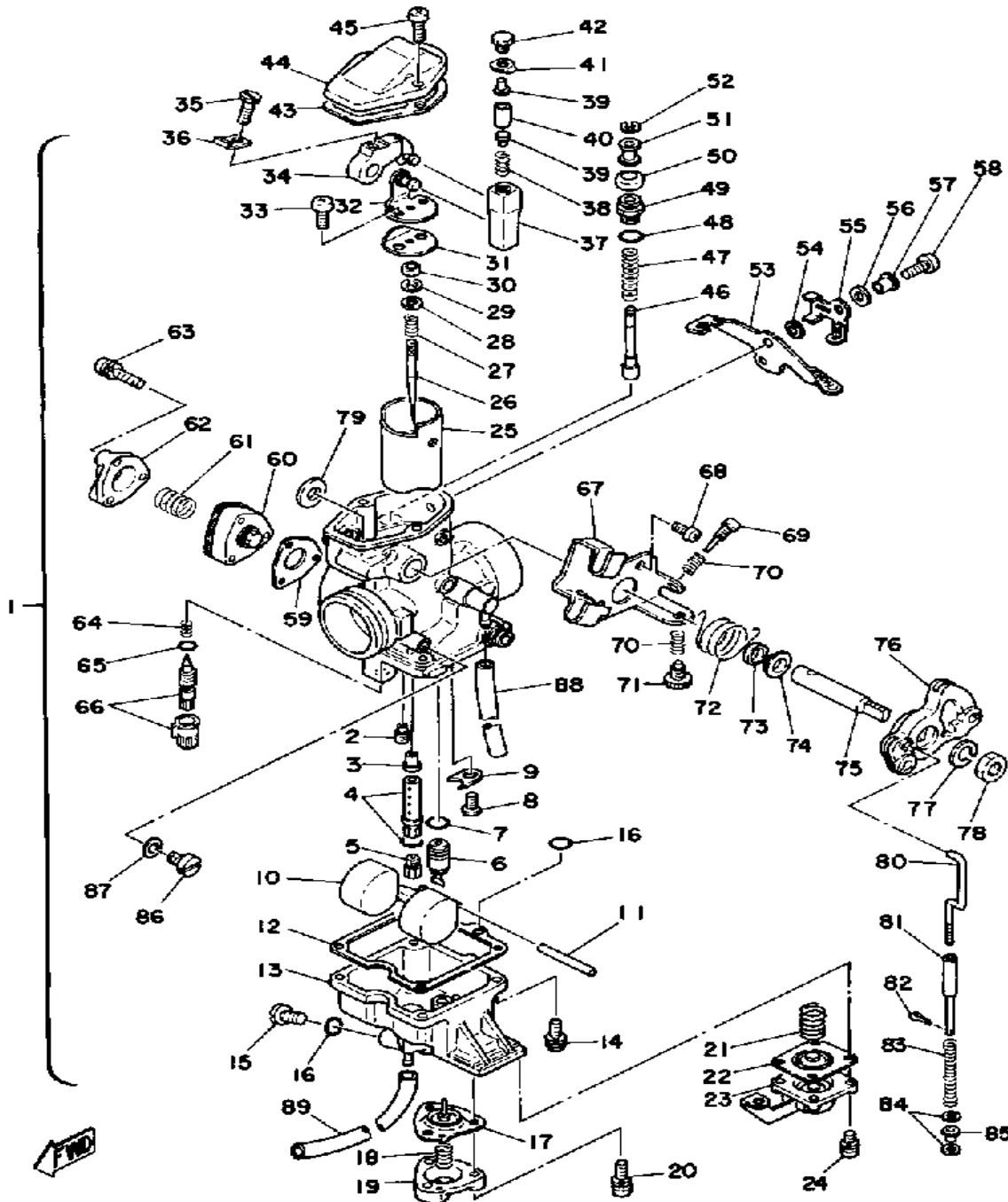
CARBURETOR - U - S - A - ONLY



Ref. No.	Part Number	Description	Qty	Remarks
1	(2H0-14101-61-00)	CARBURETOR ASSEMBLY 1	1	
2	193-14142-25-A0	. JET, PILOT # 5	1	
3	2H0-14141-50-00	. NOZZLE, MAIN	1	
4	583-14148-00-00	. PIPE	1	
5	137-14143-46-A1	. JET, MAIN (#230)	1	
6	2H0-14190-28-00	. NEEDLE VALVE ASSEMBLY	1	
7	8F2-14147-00-00	. O-RING	1	
8	98511-04006-00	. SCREW, PAN HEAD (98501-04005)	1	
9	2H0-14146-00-00	. PLATE	1	
10	2H0-14185-00-00	. FLOAT	1	
11	537-14186-00-00	. PIN, FLOAT	1	
12	2H0-14184-00-00	. GASKET, FLOAT CHMBR	1	
13	(2H0-14181-11-00)	BODY, FLOAT CHMBR 1	1	
14	98580-05016-00	. SCREW, PAN HEAD	4	
15	2H0-14191-00-00	. PLUG, DRAIN	1	
16	583-14561-00-00	. O-RING	2	
17	2J2-14940-00-00	. DIAPHRAGM ASSEMBLY	1	
18	2J2-14933-00-00	. SPRING, DIAPHRAGM	1	
19	(2J2-14958-00-00)	COVER, DIAPHRAGM	1	
20	(97602-04114-00)	SCREW, PN/HD.W/WSHR	3	
21	(2H0-14589-00-00)	SPRING	1	
22	2H0-14940-00-00	. DIAPHRAGM ASSEMBLY	1	
23	2H0-14905-00-00	. LEVER, STARTER	1	
24	97601-04112-00	. SCREW, PN/HD.W/WSHR (97602-04112-00)	4	
25	(2H0-14112-35-00)	VALVE, THROTTLE 1	1	
26	(239-14116-24-00)	NEEDLE	1	
27	2H0-14131-00-00	. SPRING, THRTL VALVE	1	

CONTINUED ON NEXT FRAME ►

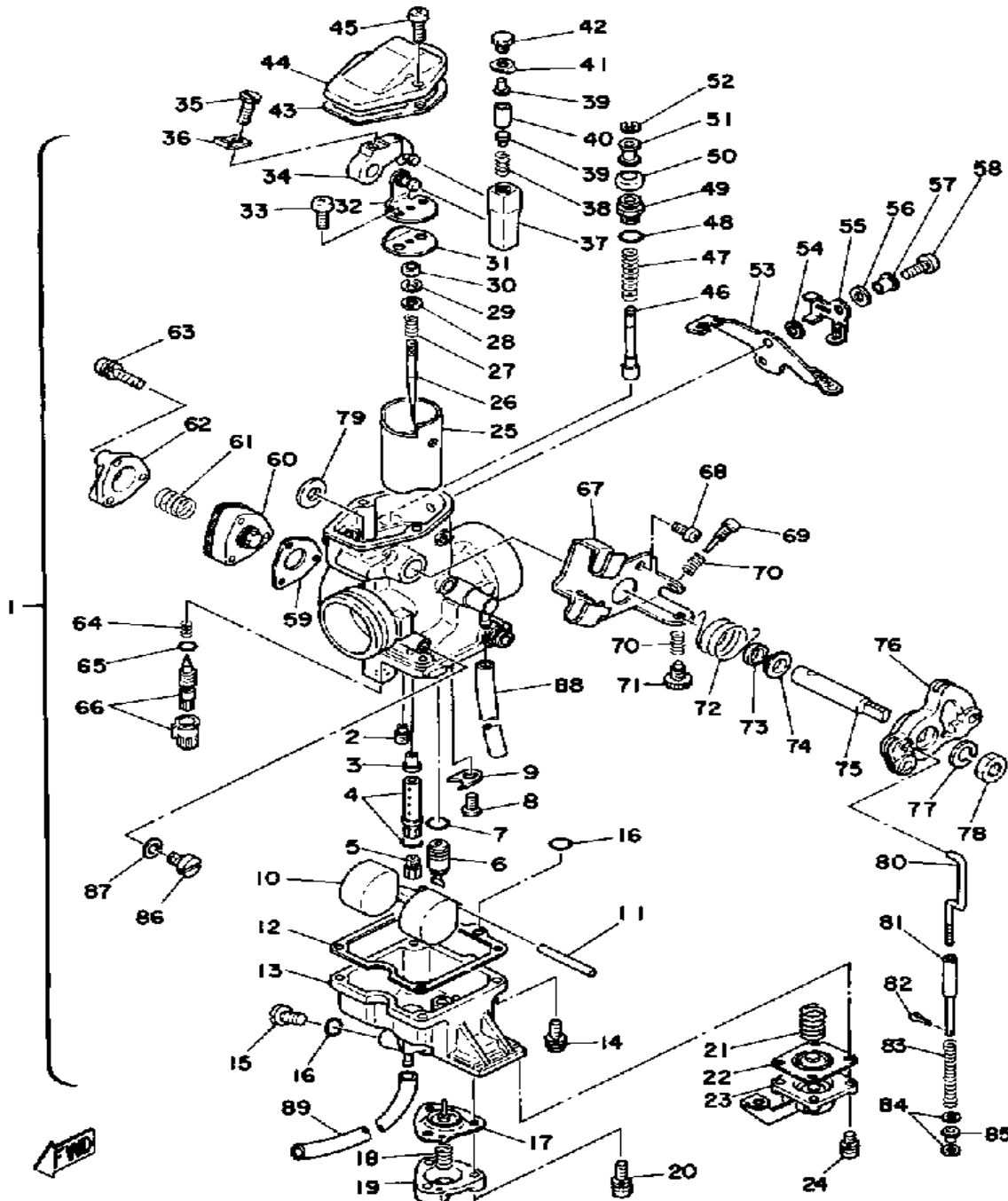
CARBURETOR - U - S - A - ONLY



Ref. No.	Part Number	Description	Qty	Remarks
28	2H0-14235-00-00	. WASHER, NEEDLE	1	
29	164-14137-00-00	. CLIP	1	
30	2H0-14194-00-00	. RING	1	
31	(2H0-14936-00-00)	SEAT, SPRING	1	
32	(2H0-14291-00-00)	BRACKET 1	1	
33	98511-04012-00	. SCREW, PAN HEAD	2	
34	(583-14292-00-00)	LEVER, THROTTL.VALV	1	
35	583-14592-00-00	. SCREW	1	
36	(583-14597-00-00)	WASHER	1	
37	(583-14274-00-00)	CONNECTOR	1	
38	(1T2-14933-00-00)	SPRING, DIAPHRAGM	1	
39	(583-14558-00-00)	WASHER	2	
40	(583-14386-00-00)	PIN, FLOAT	1	
41	(583-14951-00-00)	WASHER	1	
42	(583-14216-00-00)	SCREW	1	
43	583-14536-00-00	. GASKET	1	
44	(583-14158-00-00)	TOP, MIXING CHAMBER	1	
45	98503-04014-00	. SCREW, PAN HEAD	2	
46	2H0-14171-00-00	. PLUNGER, STARTER	1	
47	256-14135-00-00	. SPRING, PLUNGER	1	
48	583-14562-00-00	. O-RING	1	
49	2H0-14174-00-00	. CAP, PLUNGER	1	
50	802-14173-00-00	. COVER, PLUNGER CAP	1	
51	583-14918-00-00	. RING	1	
52	737-14137-00-00	. CLIP	1	
53	2H0-14175-00-00	. LEVER, STARTER 1	1	
54	2H0-14218-00-00	. SPRING, CHOKE LEVER	1	
55	2H0-14178-00-00	. PLATE, STARTER LVR	1	
56	2J2-14962-00-00	. WASHER	1	

CONTINUED ON NEXT FRAME ➤

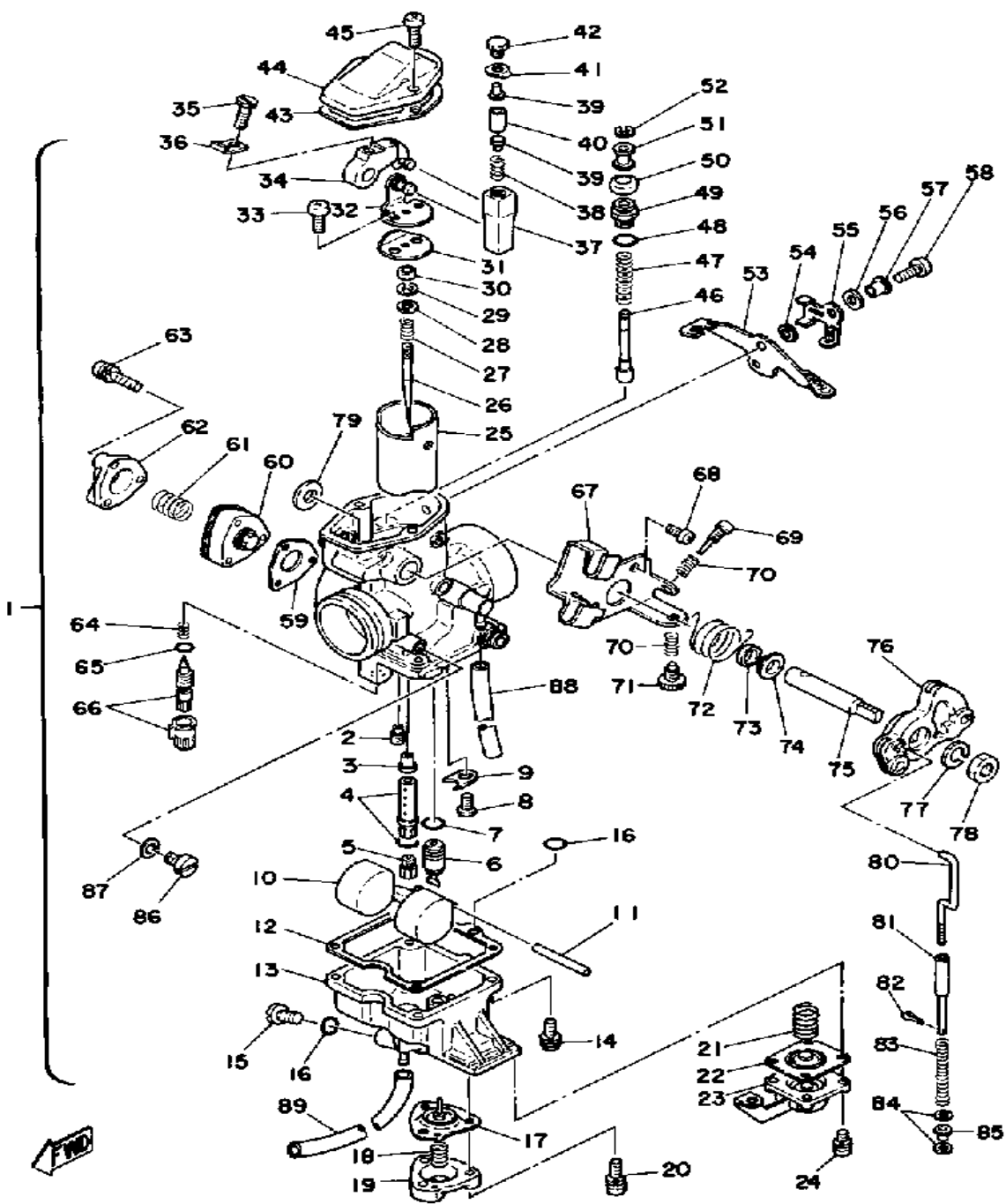
CARBURETOR - U - S - A - ONLY



Ref. No.	Part Number	Description	Qty	Remarks
57	2J2-14194-00-00	. RING	1	
58	98503-06014-00	. SCREW, PAN HEAD (92502-06016)	1	
59	2H0-14198-00-00	. GASKET	1	
60	2H0-14217-00-00	. PUMP BODY ASSEMBLY. ...	1	
61	(2H0-14933-00-00)	SPRING, DIAPHRAGM	1	
62	(2H0-14958-00-00)	COVER, DIAPHRAGM	1	
63	(97601-04125-00)	SCREW, PN/HD.W/WSHR	3	
64	2H0-14212-00-00	. SPRING, PILOT ADJUSTING .	1	
65	2H0-14147-00-00	. O-RING	1	
66	2H0-14211-00-00	. SCREW, PILOT ADJUSTING .	1	
67	(583-14571-00-00)	BRACKET, THROTTLE	1	
68	98580-05012-00	. SCREW, PAN HEAD	2	
69	583-14245-00-00	. SCREW, GUIDE	1	
70	583-14133-00-00	. SPRING, THRTL STOP	2	
71	(583-14121-00-00)	SCREW, THRTL STOP	1	
72	583-14131-01-00	. SPRING, THRTL VALVE	1	
73	583-14239-01-00	. SEAL	1	
74	583-14265-00-00	. COLLAR	1	
75	(2H0-14215-00-00)	SHAFT, THRTL LEVER	1	
76	(2H0-14573-00-00)	BRACKET	1	
77	92990-08100-00	. WASHER	1	
78	812-14594-00-00	. NUT	1	
79	583-14264-00-00	. SPACER	1	
80	2J2-14992-00-00	. ROD	1	
81	2H0-14992-00-00	. ROD	1	
82	91401-10015-00	. PIN, COTTER	1	
83	2J2-14589-00-00	. SPRING	1	
84	2H0-14227-00-00	. WASHER	2	

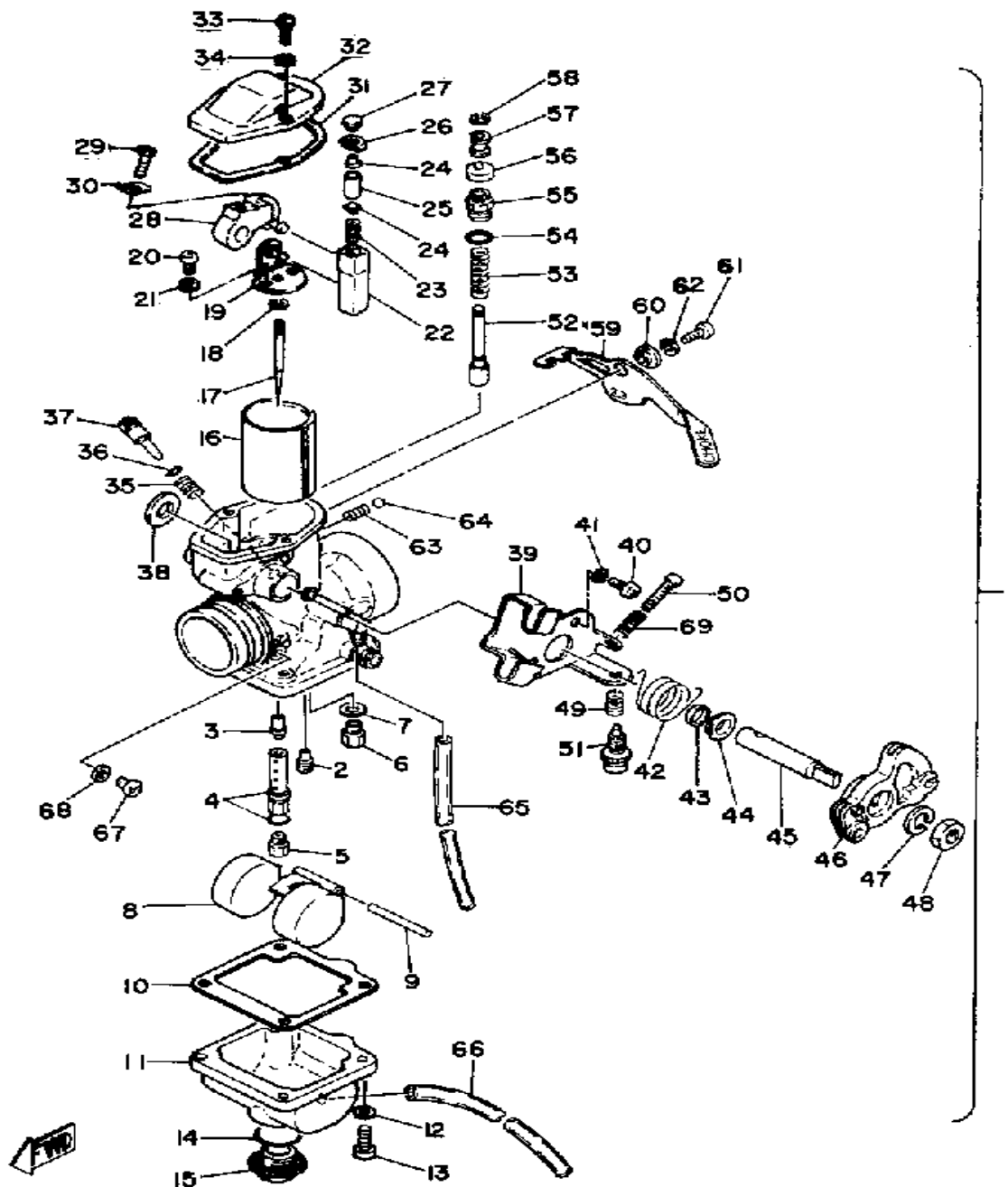
CONTINUED ON NEXT FRAME ►

CARBURETOR - U - S - A - ONLY



Ref. No.	Part Number	Description	Qty	Remarks
86	2F5-14115-00-00	. PLUG, SCREW	1	
87	584-14956-00-00	. WASHER	1	
88	90445-081F2-00	. HOSE	1	
89	510-14197-00-00	. PIPE (43214-19700-00)	1	

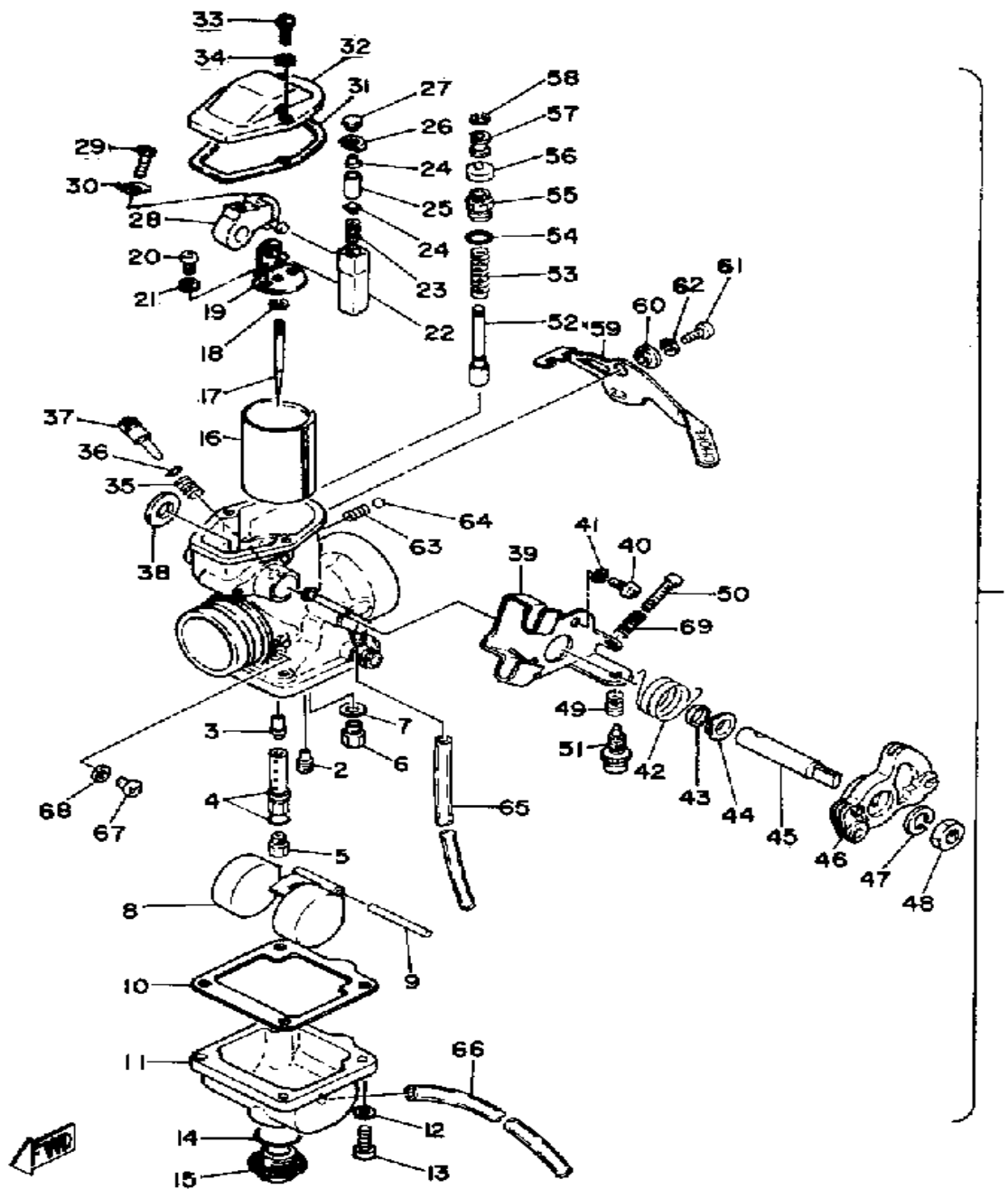
CARBURETOR - CANADA ONLY



Ref. No.	Part Number	Description	Qty	Remarks
1	1T2-14101-61-00	CARBURETOR ASSEMBLY 1	1	
2	193-14142-25-A0	. JET, PILOT # 5	1	
3	583-14141-52-00	. NOZZLE, MAIN (Q-2)	1	
4	583-14148-00-00	. PIPE	1	
5	137-14143-42-A1	. JET, MAIN #2 0	1	U.R.
	137-14143-44-A1	. JET, MAIN #2 0	1	U.R.STD
	137-14143-46-00	. JET, MAIN (#230)	1	U.R.
6	168-14190-28-00	. NEEDLE VALVE ASSEMBLY	1	
7	214-14195-00-00	. WASHER, NEEDLE VALVE	1	
8	583-14185-00-00	. FLOAT	1	
9	127-14186-00-00	. PIN, FLOAT	1	
10	583-14184-00-00	. GASKET, FLOAT CHMBR	1	
11	583-14181-01-00	. UNAVAILABLE IN PRICE BOOK	1	
12	92995-06100-00	. WASHER, SPRING	4	
13	98503-06014-00	. SCREW, PAN HEAD (92502-06016)	4	
14	558-14147-00-00	. O-RING	1	
15	500-14115-00-00	. PLUG, SCREW	1	
16	(583-14112-40-00)	VALVE, THROTTLE 1	1	
17	1T1-14116-02-00	. NEEDLE	1	
18	164-14137-00-00	. CLIP	1	
19	(583-14291-00-00)	BRACKET 1	1	
20	98511-04012-00	. SCREW, PAN HEAD	2	
21	92901-04100-00	. WASHER, SPRING	2	
22	(583-14274-00-00)	CONNECTOR	1	
23	(1T2-14933-00-00)	SPRING, DIAPHRAGM	1	
24	(583-14558-00-00)	WASHER	2	
25	(583-14386-00-00)	PIN, FLOAT	1	

CONTINUED ON NEXT FRAME ➤

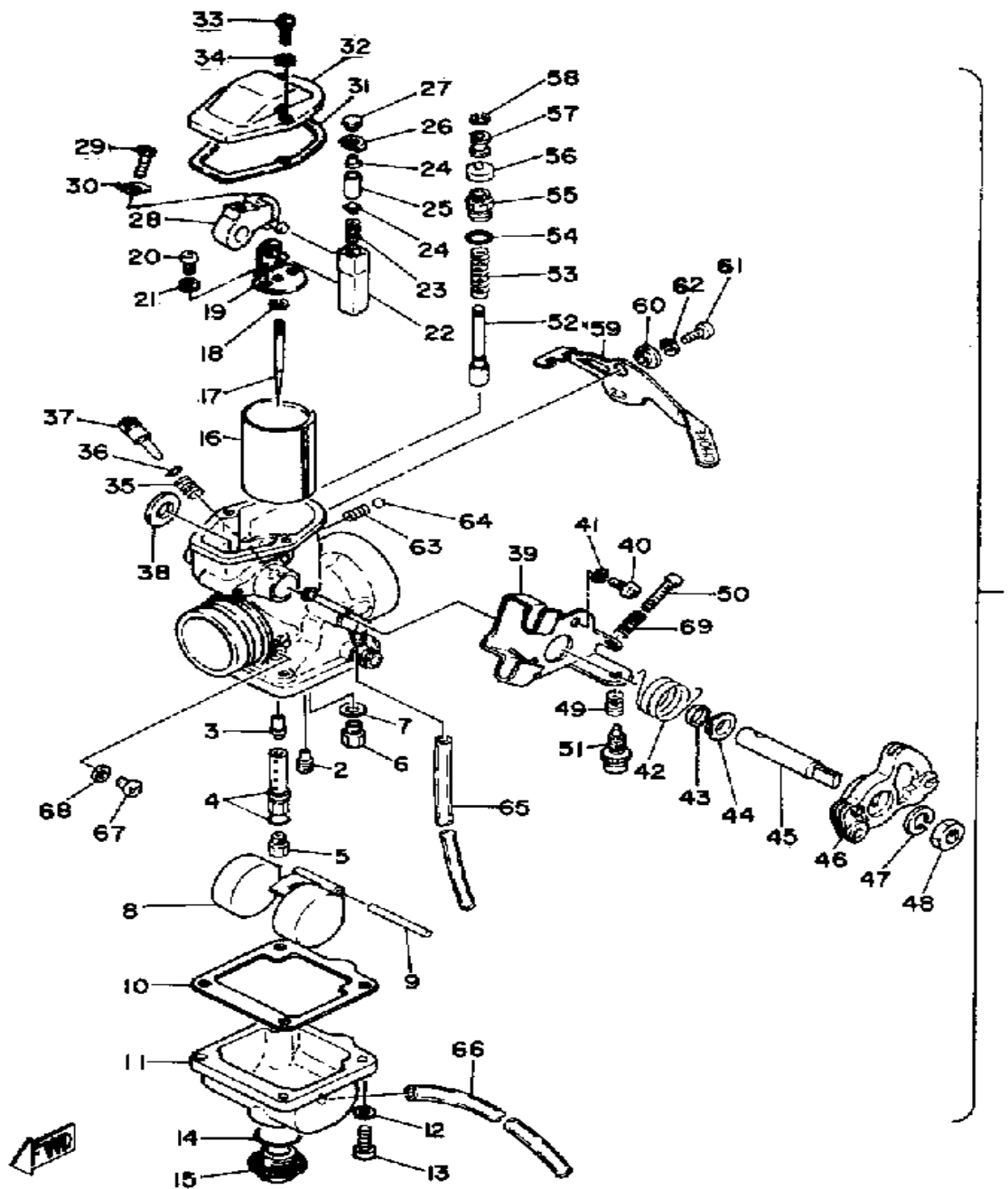
CARBURETOR - CANADA ONLY



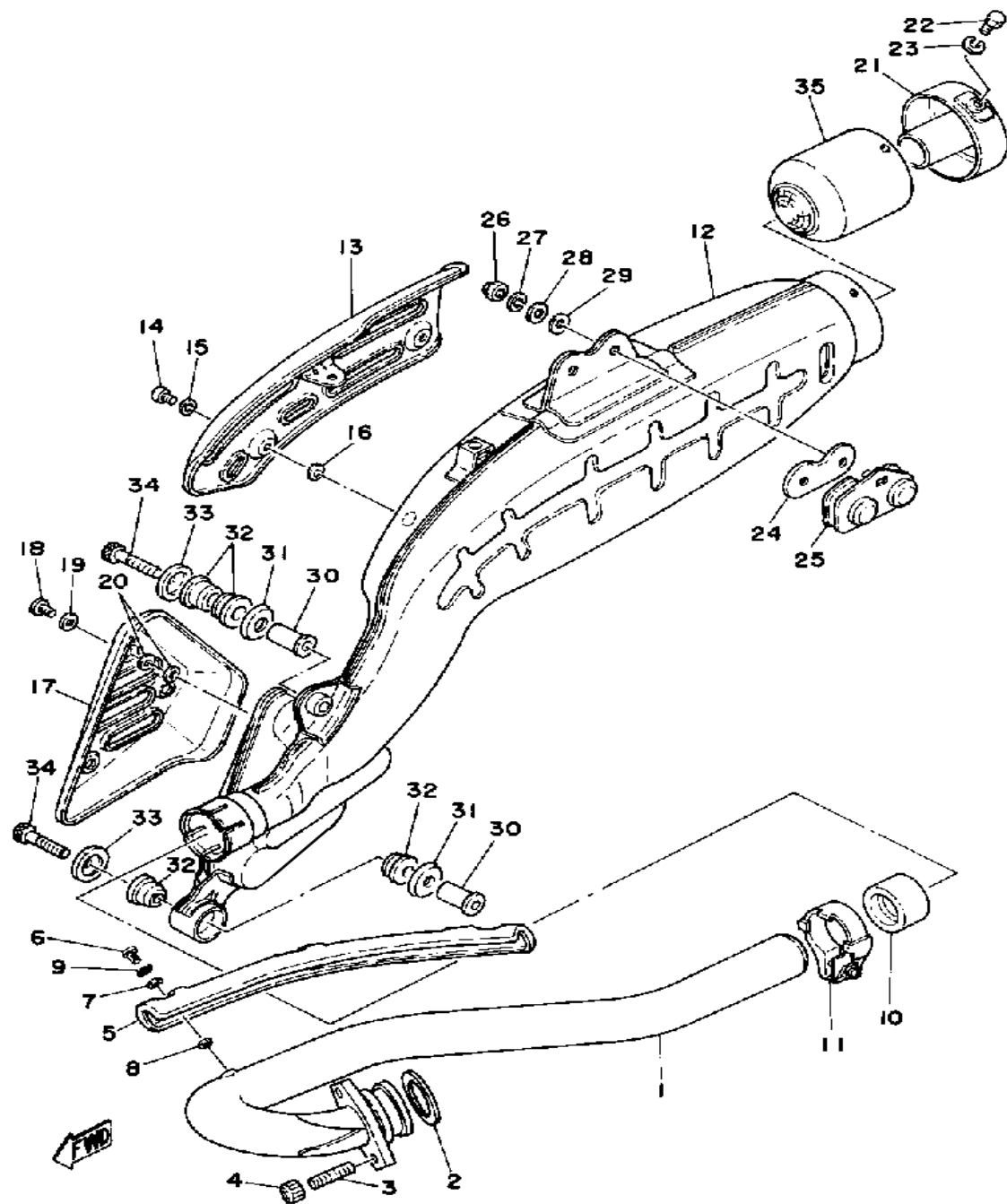
Ref. No.	Part Number	Description	Qty	Remarks
26	(583-14951-00-00)	WASHER	1	
27	(583-14216-00-00)	SCREW	1	
28	(583-14558-00-00)	WASHER	1	
29	583-14592-00-00	. SCREW	1	
30	(583-14597-00-00)	WASHER	1	
31	583-14536-00-00	. GASKET	1	
32	(583-14158-00-00)	TOP, MIXING CHAMBER	1	
33	98503-04014-00	. SCREW, PAN HEAD	2	
34	92901-04100-00	. WASHER, SPRING	2	
35	127-14134-00-00	. SPRING, AIR ADJUSTING ...	1	
36	354-14147-00-00	. O-RING	1	
37	10W-14104-00-00	. AIR SCREW SET	1	
38	583-14264-00-00	. SPACER	1	
39	(2J2-14571-00-00)	BRACKET, THROTTLE	1	
40	98503-05012-00	. SCREW, PAN HEAD	2	
41	92990-05100-00	. WASHER, SPRING	2	
42	583-14131-01-00	. SPRING, THRTL VALVE	1	
43	583-14239-01-00	. SEAL	1	
44	583-14265-00-00	. COLLAR	1	
45	(583-14215-00-00)	SHAFT, THRTL LEVER	1	
46	(583-14573-00-00)	LEVER	1	
47	92990-08100-00	. WASHER	1	
48	812-14594-00-00	. NUT	1	
49	2J2-14133-00-00	. SPRING, THROTTLE STOP ..	1	
50	583-14245-00-00	. SCREW, GUIDE	1	
51	(2J2-14121-00-00)	SCREW, THRTL STOP	1	
52	(583-14171-01-00)	PLUNGER, STARTER	1	
53	500-14135-00-00	. SPRING, PLUNGER	1	
54	583-14562-00-00	. O-RING	1	

CONTINUED ON NEXT FRAME ➤

CARBURETOR - CANADA ONLY



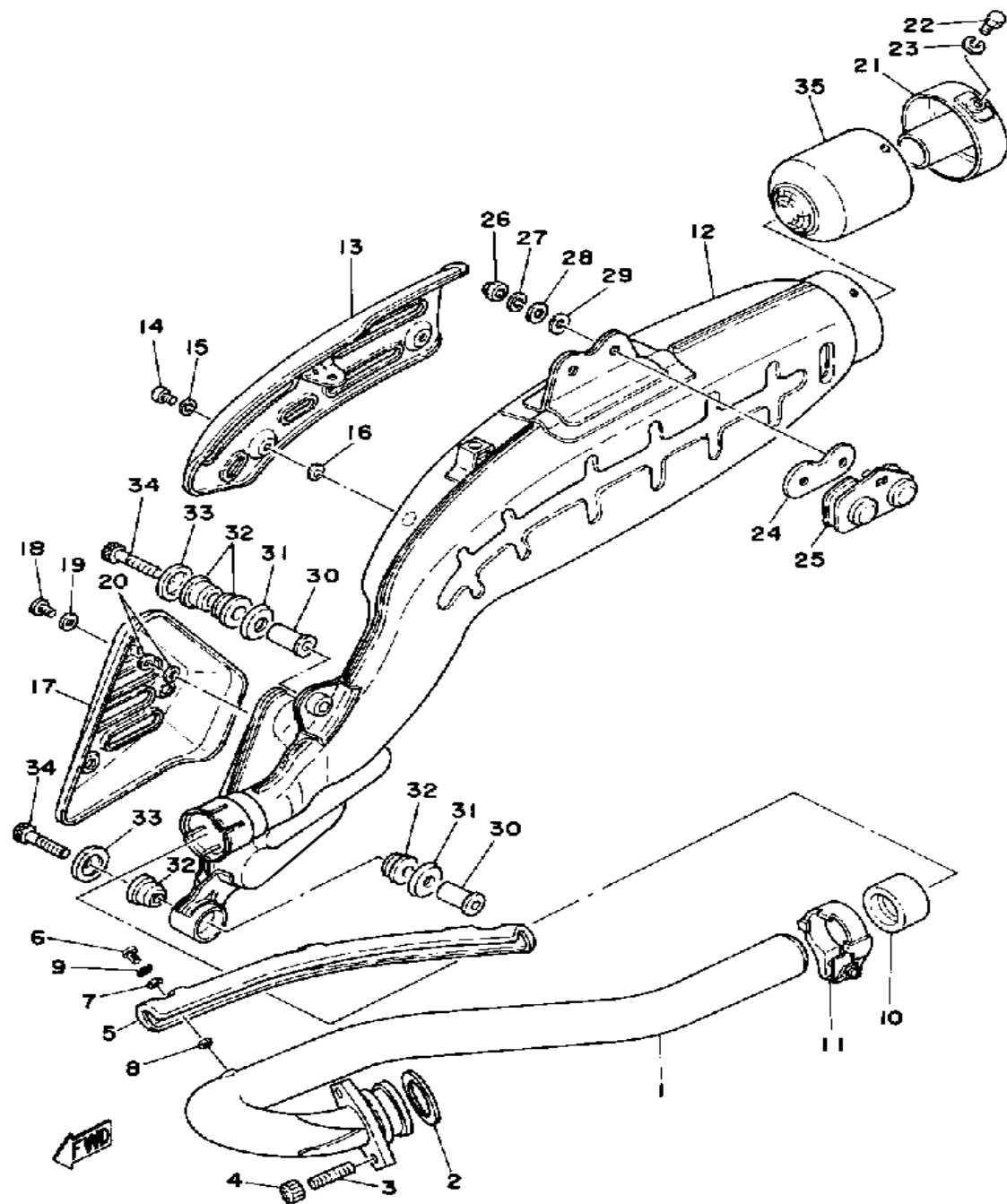
Ref. No.	Part Number	Description	Qty	Remarks
55	583-14174-00-00	. CAP, PLUNGER	1	
56	802-14173-00-00	COVER, PLUNGER CAP	1	
57	583-14918-00-00	. RING	1	
58	737-14137-00-00	. CLIP	1	
59	583-14175-01-00	. LEVER, STARTER 1	1	
60	583-14594-00-00	. NUT	1	
61	98580-06012-00	. SCREW, PAN HEAD	1	
62	92995-06100-00	. WASHER, SPRING	1	
63	583-14589-00-00	. SPRING	1	
64	93501-08001-00	. BALL	1	
65	90445-081F2-00	. HOSE	1	
66	510-14197-00-00	. PIPE (43214-19700-00)	1	
67	341-14991-00-00	. SCREW	1	
68	584-14956-00-00	. WASHER	1	
69	583-14133-00-00	. SPRING, THRTL STOP	1	



EXHAUST

Ref. No.	Part Number	Description	Qty	Remarks
1	1T1-14611-03-00	PIPE, EXHAUST L	1	
2	90430-38054-00	GASKET	1	
3	95621-08615-00	BOLT, STUD	2	
4	90179-08004-00	NUT	2	
5	1T1-14628-00-00	PROTC, EXHAUST PIPE	1	
6	98906-06010-00	SCREW, BIND	2	
7	90202-05187-00	WASHER, PLATE	2	
8	3WX-14766-00-00	WASHER, PROTECTOR	2	
9	90206-06090-00	WASHER, WAVE	2	
10	4X7-14714-00-00	GASKET, MUFFLER	1	
11	1T1-14788-00-00	BAND, SILENCER	1	
12	(1T2-14701-31-00)	MUFFLER	1	
13	1T1-14718-00-00	PROTECTOR, MUFF 1	1	
14	98906-06010-00	SCREW, BIND	3	
15	90202-05187-00	WASHER, PLATE	3	
16	3WX-14766-00-00	WASHER, PROTECTOR	3	
17	1T2-14728-00-00	PROTECTOR, MUFF 2	1	
18	98906-06012-00	SCREW, BIND	3	
19	90202-05187-00	WASHER, PLATE	3	
20	3WX-14766-00-00	WASHER, PROTECTOR	6	
21	1T1-14752-01-00	PIPE, OUTLET	1	
22	97011-06010-00	BOLT	2	
23	92995-06100-00	WASHER, SPRING	2	
24	1T1-14755-01-00	GASKET, SILENCER	1	
25	1T1-14791-02-00	STAY, MUFFLER	1	
26	95611-08100-00	NUT, U	2	
27	92990-08100-00	WASHER	2	
28	90201-08326-00	WASHER, PLATE	2	
29	90202-08103-00	WASHER, PLATE	2	

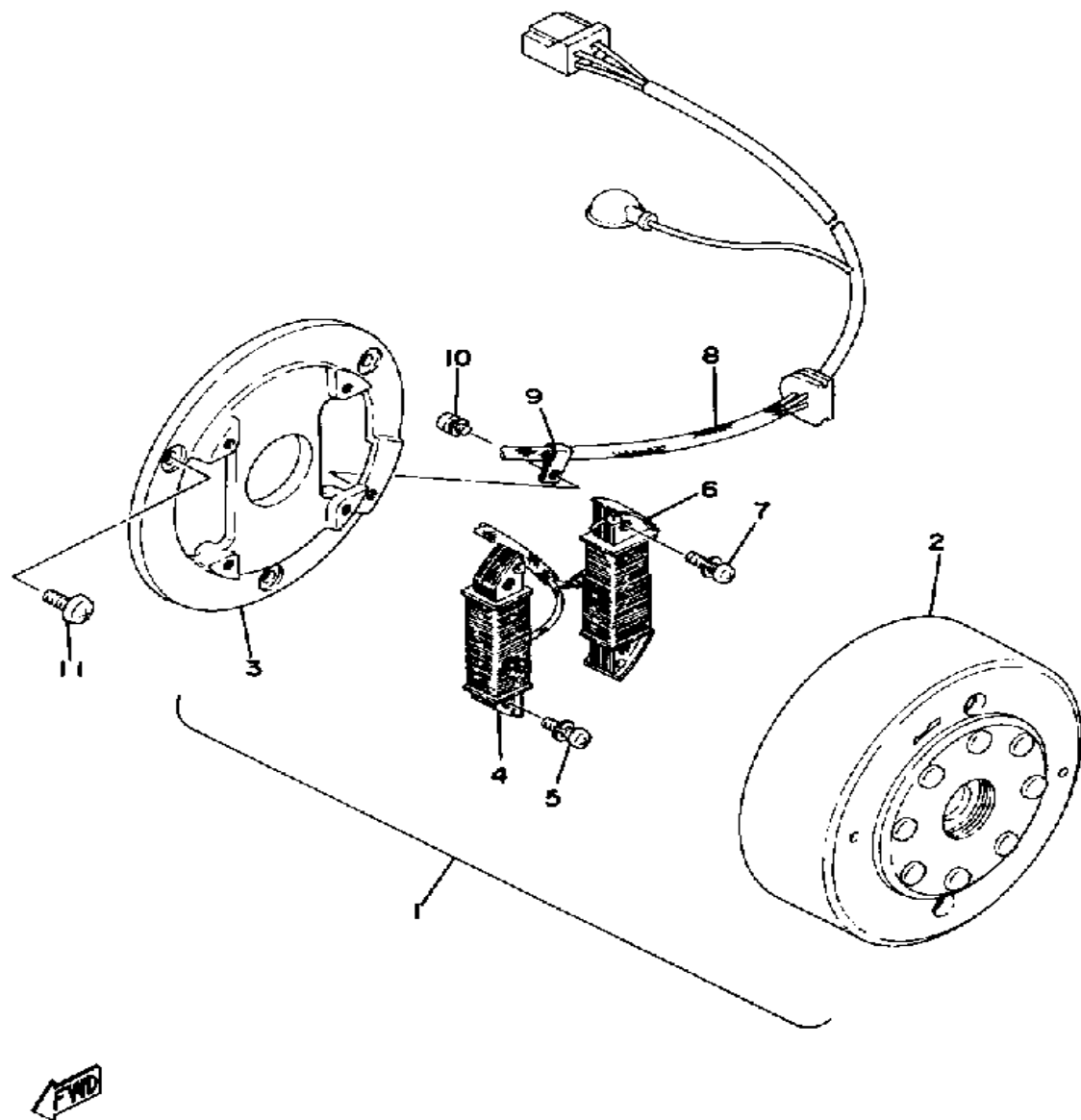
CONTINUED ON NEXT FRAME ➤



EXHAUST

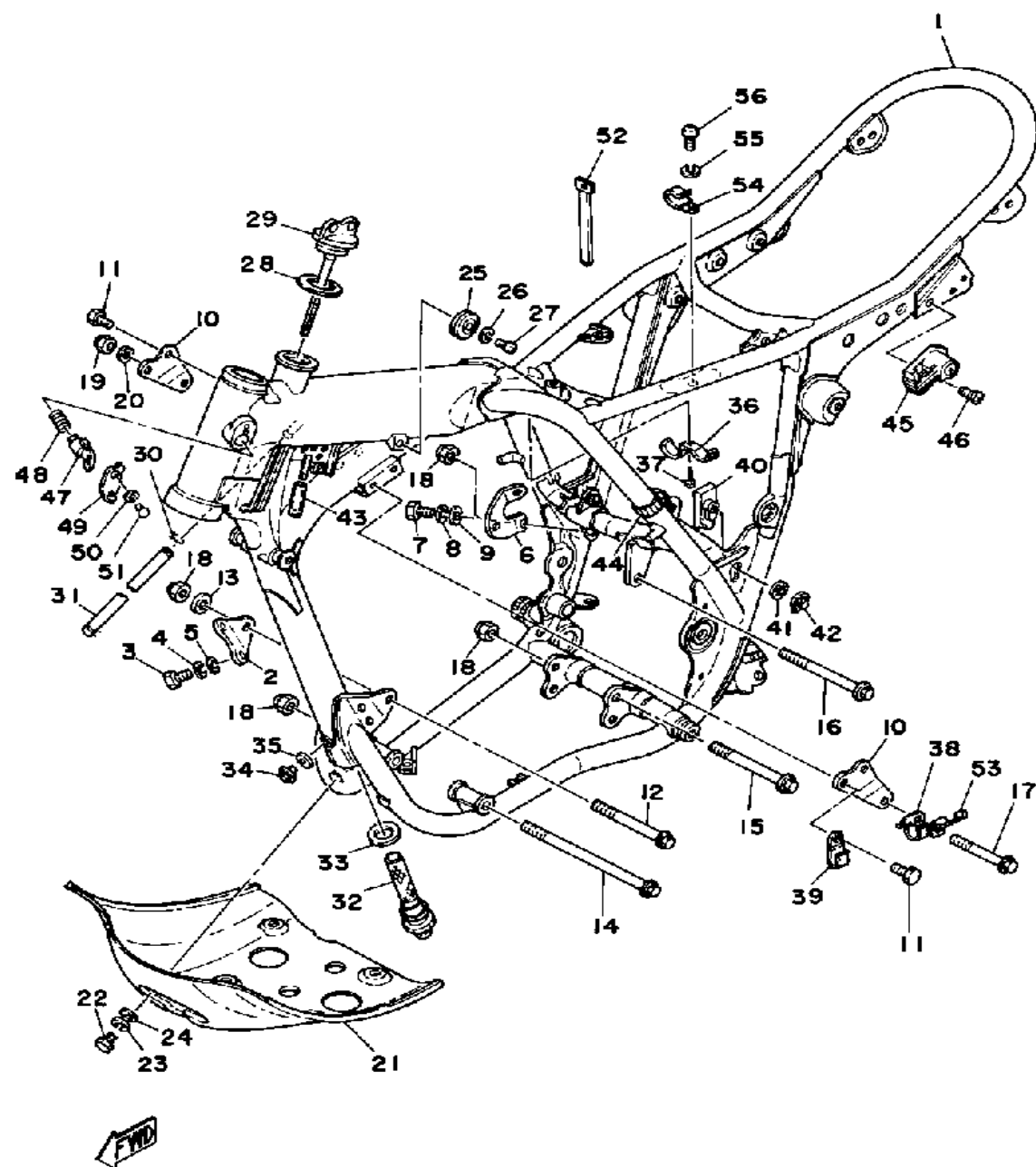
Ref. No.	Part Number	Description	Qty	Remarks
30	90387-08572-00	COLLAR	2	
31	90209-12163-00	WASHER, SPEC'L SHAP	2	
32	1T1-14747-01-00	DAMPER, MUFFLER	4	
33	90209-08098-00	WASHER, SPEC'L SHAP	2	
34	91316-08050-00	BOLT	2	
35	(1E6-14786-01-00)	ARRESTER, SPARK	1	SKYWAY

SPECIAL SERVICE TOOLS
90890-01189-00 MAGNETO FLYWHEEL PULLER



FLYWHEEL MAGNETO

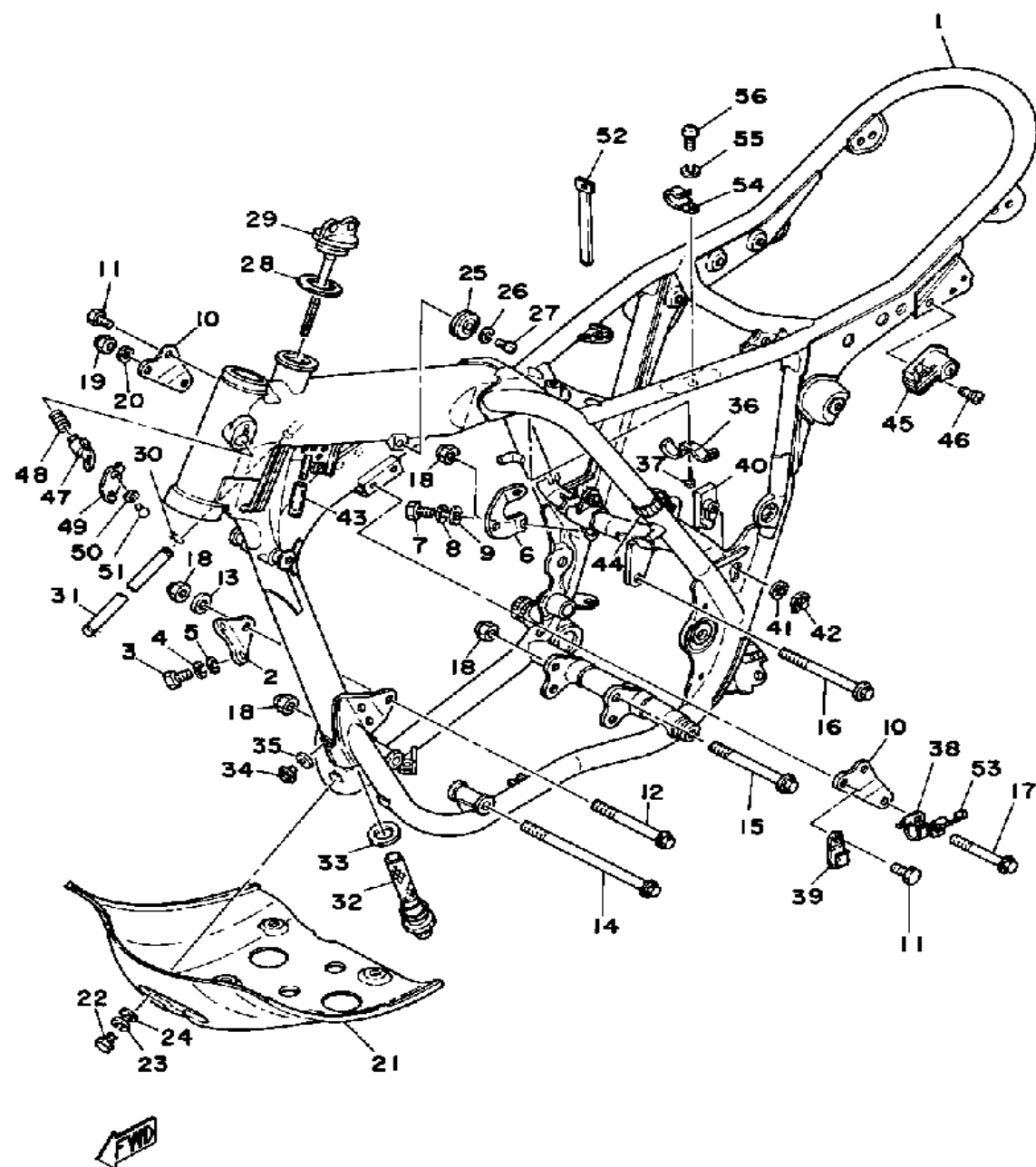
Ref. No.	Part Number	Description	Qty	Remarks
1	(2H0-81300-50-00)	FLYWHL MAGNETO ASSEMBLY	1	
2	(2H0-81350-50-00)	ROTOR ASSEMBLY	1	
3	(583-81309-50-00)	BASE, MAGNETO	1	
4	583-81311-50-00	. COIL, IGNITION 1	1	
5	583-81345-50-00	. SCREW, PAN HEAD (5.22) ...	2	
6	2H0-81313-50-00	. COIL, LIGHTING 1	1	
7	(1E6-81345-50-00)	SCREW, PAN HEAD	2	
8	(2H0-81315-50-00)	LEAD WIRE ASSEMBLY	1	
9	(1E6-81328-50-00)	CLAMP	1	
10	583-81346-50-00	. NO LONGER AVAILABLE ...	1	
11	98503-06014-00	SCREW, PAN HEAD (92502-06016)	3	CANADA ONLY
	98503-06014-00	SCREW, PAN HEAD (92502-06016)	3	U.S.A. ONLY



FRAME

Ref. No.	Part Number	Description	Qty	Remarks
1	(1T2-21110-00-33)	FRAME	1	YAMAHA BLACK
2	583-21316-00-00	STAY, ENGINE 3	1	
3	97013-08025-00	BOLT	2	
4	92990-08100-00	WASHER	2	
5	92990-08600-00	WASHER, PLATE	2	
6	1T1-21317-00-00	STAY, ENGINE 4	1	
7	97013-08025-00	BOLT	2	
8	92990-08100-00	WASHER	2	
9	92901-08600-00	WASHER	2	
10	583-21315-01-00	STAY, ENGINE 2 (583-21315-00)	2	
11	90105-08155-00	BOLT, WASHER BASED	4	M8-14L
12	90105-10039-00	BOLT, WASHER BASED	1	M10-100L
13	90201-102G9-00	WASHER, PLATE	1	
14	90105-10063-00	BOLT, WASHER BASED	1	M10-185L
15	90105-10050-00	BOLT, WASHER BASED	1	M10-110L
16	90105-10051-00	BOLT, WASHER BASED	1	M10-115L
17	90105-08064-00	BOLT, WASHER BASED	1	M8-80L
18	90185-10060-00	NUT, SELF-LOCKING	4	
19	90185-08089-00	NUT, SELF-LOCKING	1	
20	90208-08011-00	WASHER, CONICAL SPRING ..	1	
21	1T1-21471-01-00	PROTECTOR, ENGINE	1	
22	97301-06014-00	BOLT, HEXAGON	5	CANADA ONLY
	97301-06014-00	BOLT, HEXAGON	6	U.S.A. ONLY
23	92995-06100-00	WASHER, SPRING	5	CANADA ONLY
	92995-06100-00	WASHER, SPRING	6	U.S.A. ONLY
24	90201-065F3-00	WASHER, PLATE	5	CANADA ONLY
	90201-065F3-00	WASHER, PLATE	6	U.S.A. ONLY
25	583-24181-00-00	DAMPER, LOCATING 1	2	
26	92990-05100-00	WASHER, SPRING	2	

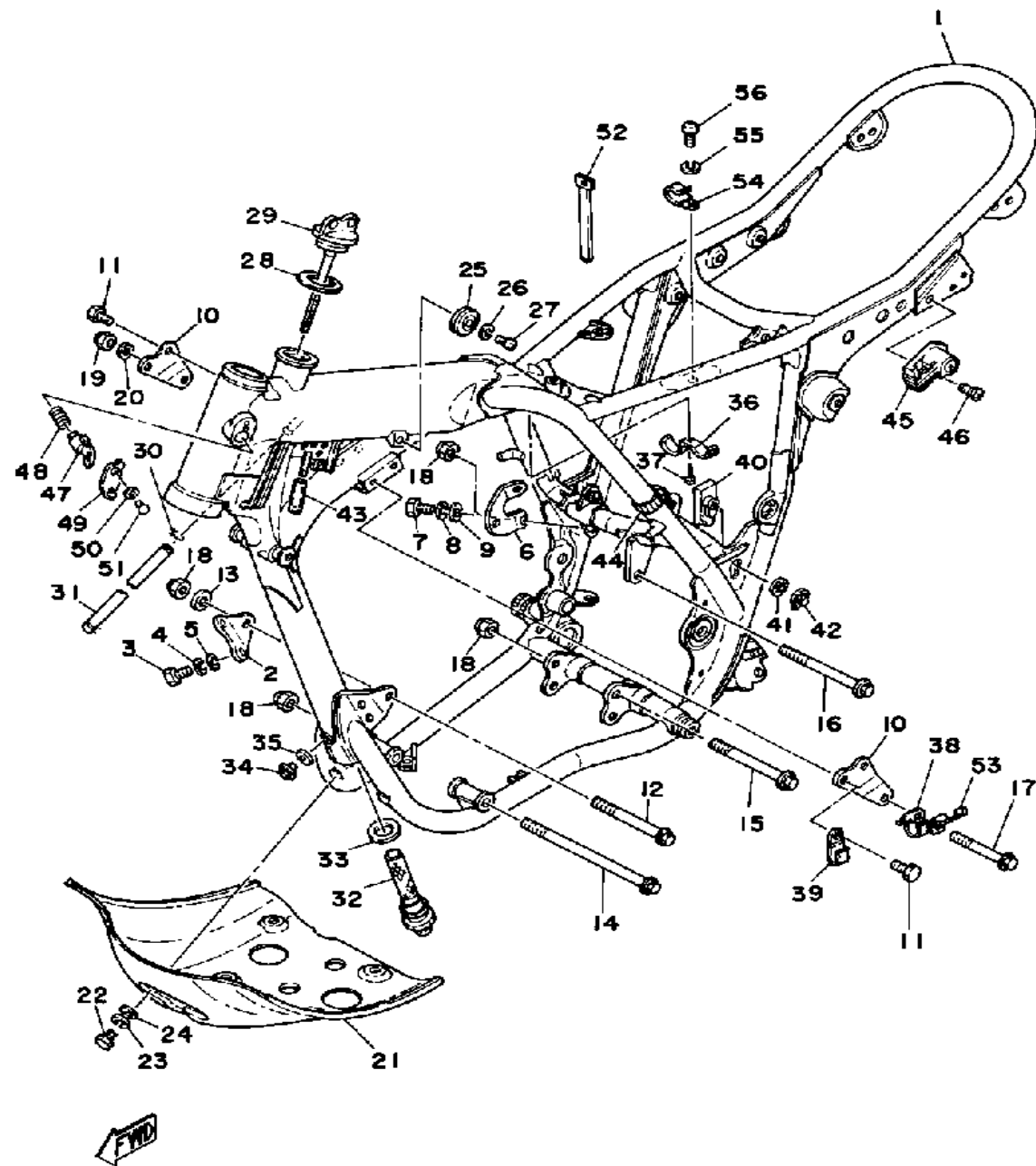
CONTINUED ON NEXT FRAME ►



FRAME

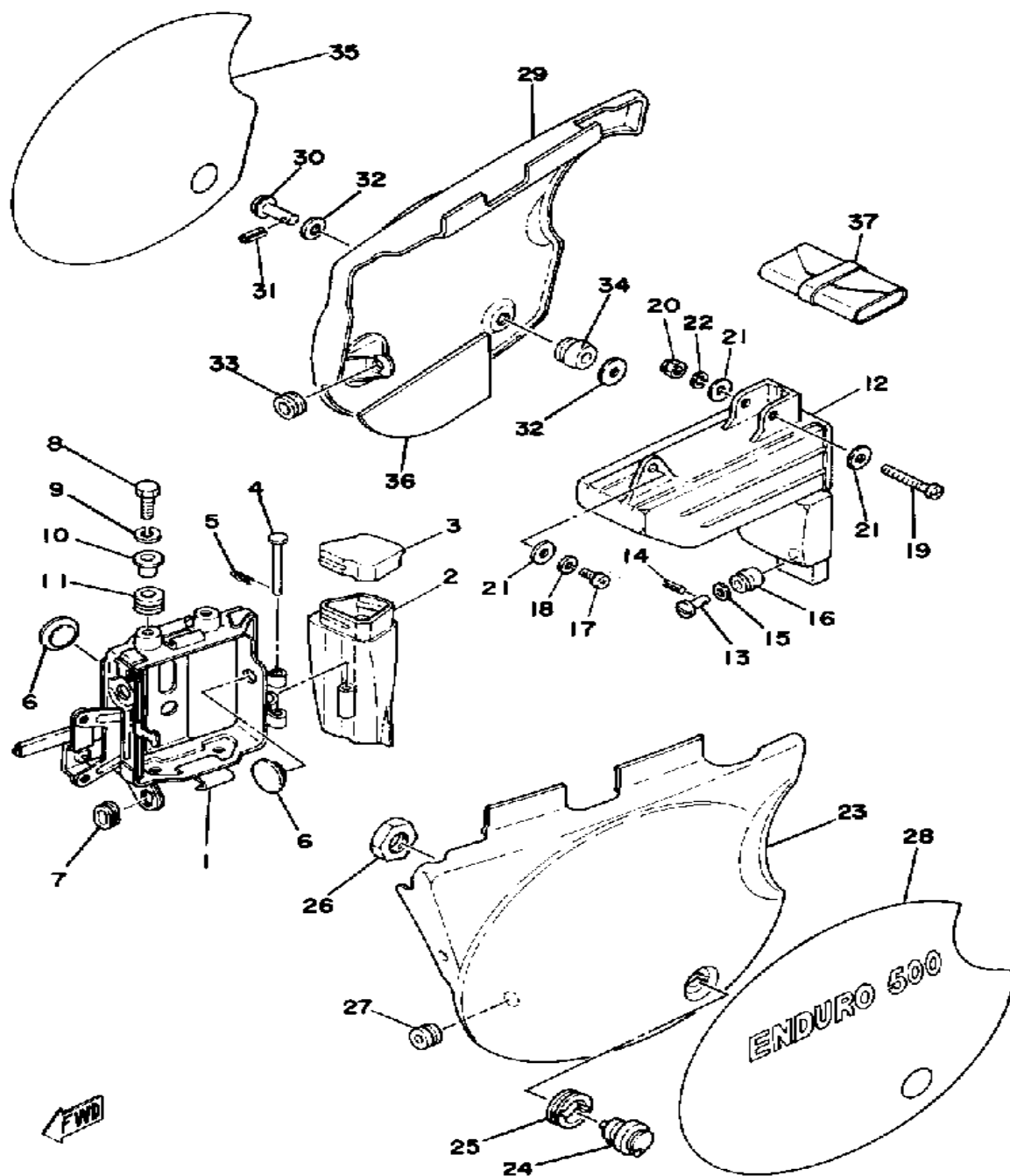
Ref. No.	Part Number	Description	Qty	Remarks
27	98580-05012-00	SCREW, PAN HEAD	2	
28	90430-27124-00	GASKET	1	
29	2J2-21771-02-00	BODY, CAP	1	
30	90467-10008-00	CLIP	2	
31	90445-11289-00	HOSE	1	
32	583-21756-00-00	NET, FILTER	1	
33	90430-22123-00	GASKET	1	
34	90105-08003-00	BOLT, WASHER BASED (834-6777-00)	1	
35	90201-08087-00	WASHER, PLATE	1	
36	(583-21755-00-00)	CLAMP, DAMPER	1	
37	97780-50110-00	SCREW, TAPPING	1	
38	90465-10090-00	CLAMP	1	
39	(90465-10018-00)	CLAMP	1	
40	583-22147-01-00	PROTECTOR, CHAIN	1	
41	90206-15023-00	WASHER, WAVE	1	
42	99009-15400-00	CIRCLIP	1	
43	(90446-07114-00)	HOSE	1	
44	437-83936-01-00	BAND, SWITCH CORD	1	
45	55E-21308-00-00	HELMET HANGER ASSEMBLY	1	
46	98603-06018-00	SCREW, OVAL HEAD	1	
47	2A6-23408-00-00	STEERING LOCK ASSEMBLY	1	
48	90502-09024-00	SPRING, CONICAL	1	
49	3DM-23484-00-00	CAP, HANDLE LOCK	1	
50	90206-04003-00	WASHER, WAVE (214-23488-00)	1	
51	90269-04003-00	RIVET	1	
52	437-83936-01-00	BAND, SWITCH CORD	1	
53	(90465-08144-00)	CLAMP	1	
54	90465-08028-00	CLAMP	1	

CONTINUED ON NEXT FRAME ➤



FRAME

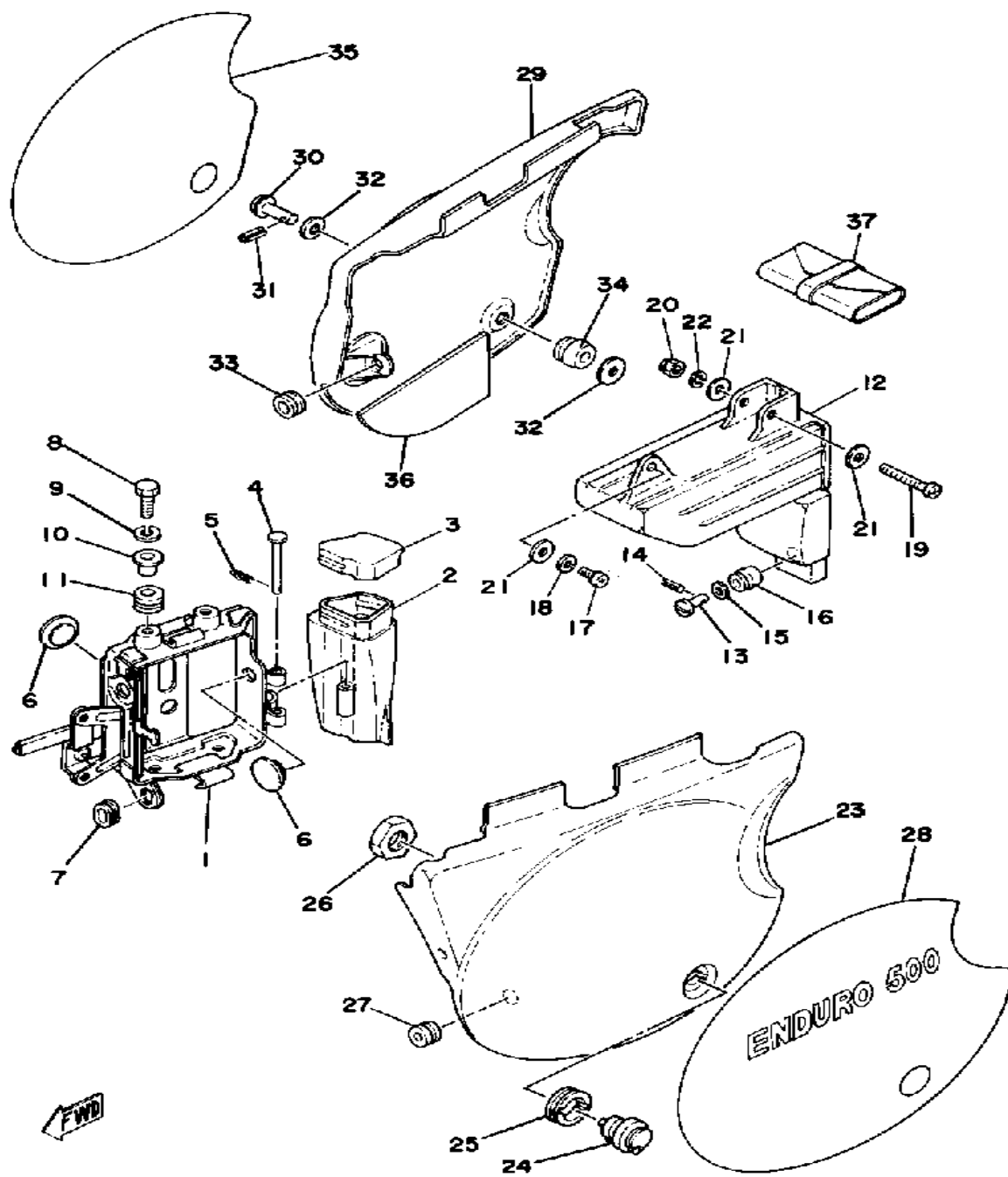
Ref. No.	Part Number	Description	Qty	Remarks
55	92995-06100-00	WASHER, SPRING	1	
56	98503-06014-00	SCREW, PAN HEAD (92502-06016)	1	



SIDE COVER - BATTERY BOX

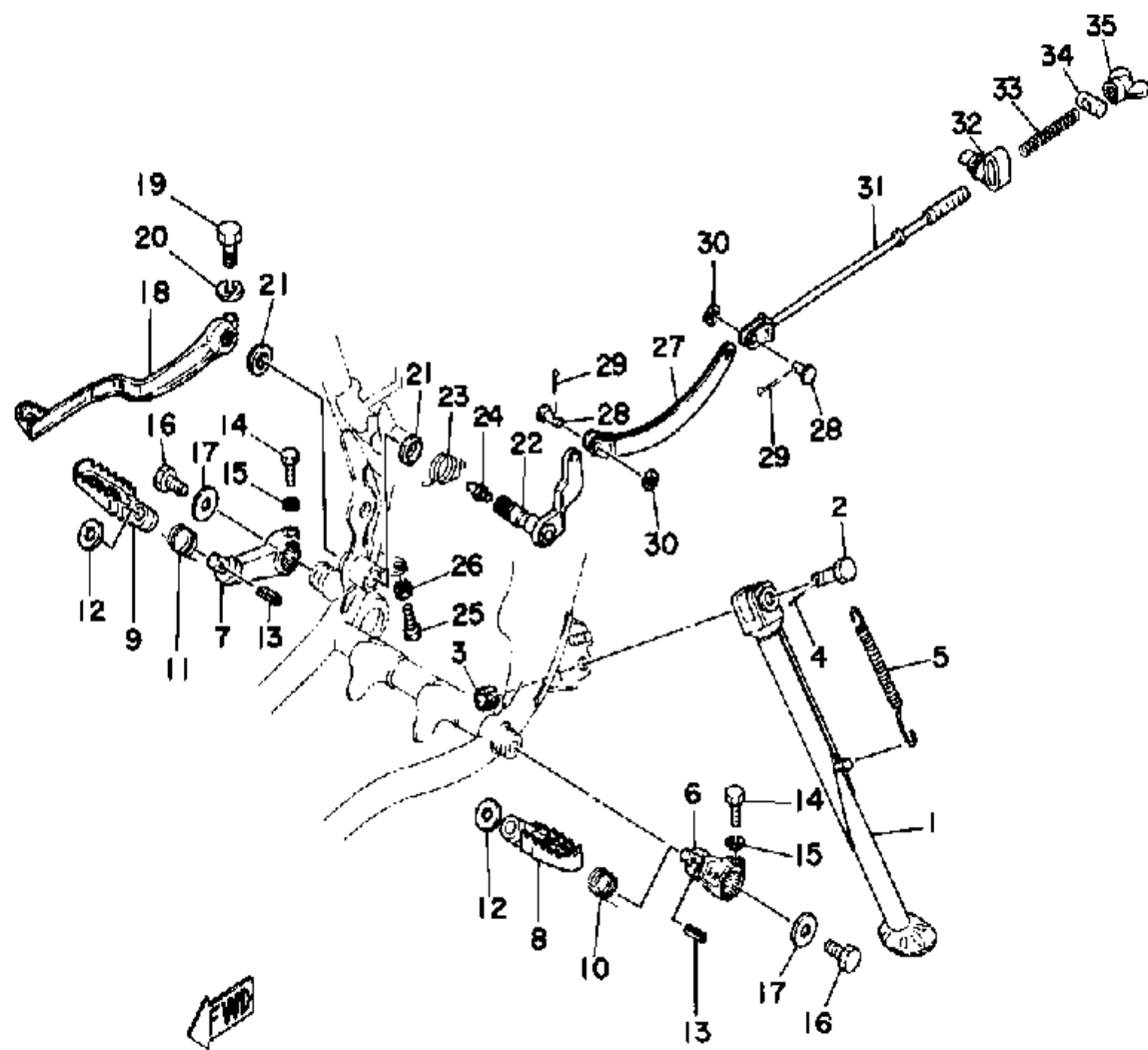
Ref. No.	Part Number	Description	Qty	Remarks
1	2H0-21240-00-00	BOX, BATT.	1	
2	1E6-21245-00-00	BOX	1	
3	1E6-21399-00-00	CAP, TOOL BOX	1	
4	91701-05055-00	PIN, CLEVIS	1	
5	90468-10050-00	CLIP	1	
6	371-82121-00-00	PAD, BATTERY	4	
7	90480-01176-00	GROMMET	1	
8	97011-06025-00	BOLT (97001-06025)	2	
9	92995-06100-00	WASHER, SPRING	2	
10	90387-07391-00	COLLAR	2	
11	90480-14023-00	GROMMET	2	
12	1T2-21171-00-00	BOX, TOOL	1	
13	583-21714-00-00	KNOB, SIDE COVER 1	1	
14	91609-25018-00	PIN, SPRING	1	
15	90201-06063-00	WASHER, PLATE	1	
16	583-21747-00-00	DAMPER	1	
17	98506-06014-00	SCREW, PAN HEAD (92506-06014)	1	
18	92906-06100-00	WASHER, SPRING	1	
19	98506-06045-00	SCREW, PAN HEAD	1	
20	95380-06600-00	NUT	1	
21	90201-063J2-00	WASHER, PLATE	3	
22	92995-06100-00	WASHER, SPRING	1	
23	4T9-21711-00-00	COVER, SIDE 1	1	CLEAN WHITE
24	1E6-21708-00-00	SIDE CVR LOCK ASSEMBLY .	1	
25	90480-24186-00	GROMMET	1	
26	90170-22187-00	NUT	1	
27	90480-01176-00	GROMMET	1	
28	(2H0-21786-10-00)	EMBLEM 6	1	

CONTINUED ON NEXT FRAME ➤



SIDE COVER - BATTERY BOX

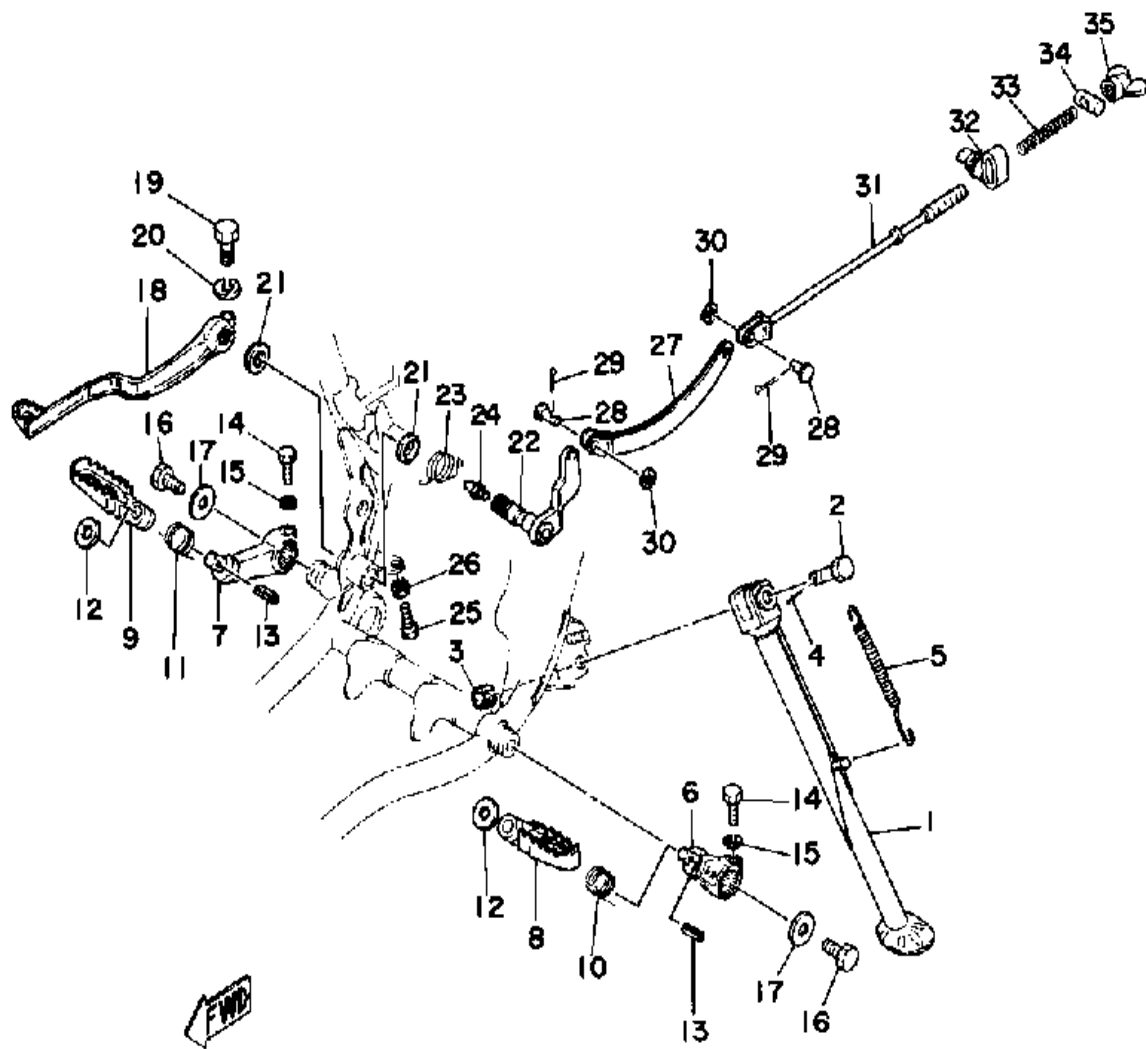
Ref. No.	Part Number	Description	Qty	Remarks
29	4R9-21721-00-00	COVER, SIDE 2	1	CLEAN WHITE
30	583-21714-00-00	KNOB, SIDE COVER 1	1	
31	91609-25018-00	PIN, SPRING	1	
32	90201-06063-00	WASHER, PLATE	2	
33	583-21747-00-00	DAMPER	1	
34	90480-01176-00	GROMMET	1	
35	(2H0-21787-10-00)	EMBLEM 7	1	
36	1T1-2174A-02-00	INSULATOR, SIDE CVR (1T1-2174A-01)	1	
37	1E6-28100-10-00	TOOL KIT	1	



STAND - FOOTREST - BRAKE PEDAL

Ref. No.	Part Number	Description	Qty	Remarks
1	1T1-27311-00-33	STAND, SIDE (583-27311-00) ..	1	
2	90102-10006-00	BOLT, WITH HOLE (278-27317-00)	1	
3	95303-10900-00	NUT, SLOTTED	1	
4	91490-20025-00	PIN, SPLIT	1	
5	90507-29021-00	SPRING, TENSION	1	
6	2Y0-27412-00-33	BRACKET, FOOTREST 1	1	
7	2Y0-27422-00-33	BRACKET, FOOTREST 2	1	
8	583-27411-00-00	FOOTREST 1	1	
9	583-27421-00-00	FOOTREST 2	1	
10	90508-26277-00	SPRING, TORSION	1	
11	90508-26276-00	SPRING, TORSION	1	
12	90201-12631-00	WASHER, PLATE	2	
13	91609-30020-00	PIN, SPRING	2	
14	97001-08025-00	BOLT (1NV)	2	
15	92990-08100-00	WASHER	2	
16	97011-10016-00	BOLT, HEXAGON	2	
17	90201-10639-00	WASHER, PLATE	2	
18	1U6-27211-00-93	PEDAL, BRAKE	1	
19	90109-06470-00	BOLT	1	
20	92995-06100-00	WASHER, SPRING	1	
21	498-27235-00-00	COVER, DUST	2	
22	1E6-27252-00-00	LEVER, BRAKE PEDAL	1	
23	90508-32278-00	SPRING, TORSION	1	
24	93700-06M03-00	NIPPLE, GREASE	1	
25	90153-06008-00	SCREW, HEXAGON	1	
26	90170-06184-00	NUT, HEXAGON	1	
27	583-27241-00-00	ROD, JOINT	1	
28	90240-08051-00	PIN, CLEVIS	2	

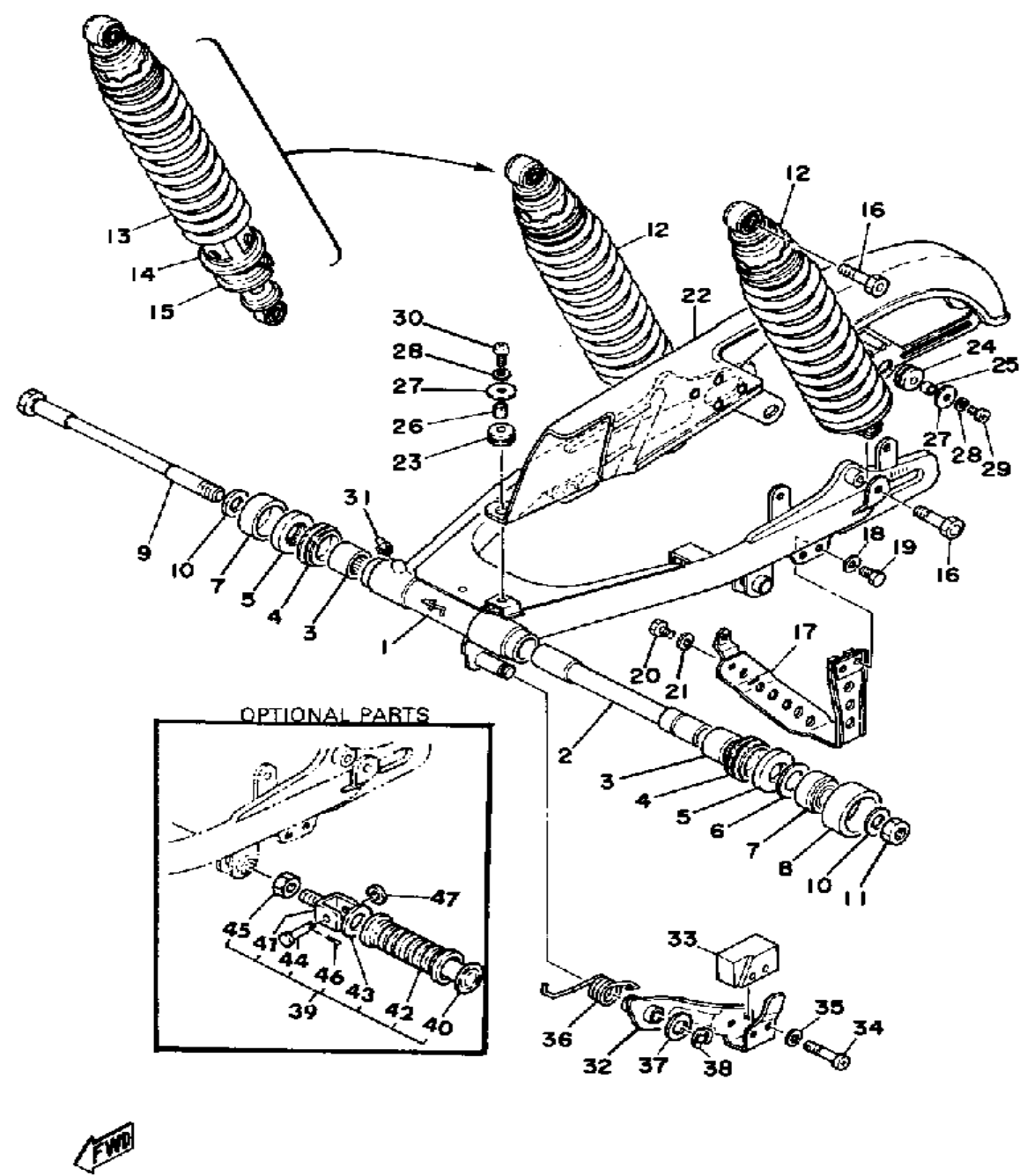
CONTINUED ON NEXT FRAME ➤



STAND - FOOTREST - BRAKE PEDAL

Ref. No.	Part Number	Description	Qty	Remarks
29	91490-20020-00	PIN, COTTER	2	
30	90201-08624-00	WASHER, PLATE	2	
31	583-27231-00-00	ROD, BRAKE	1	
32	1E6-27244-00-00	COVER	1	
33	90501-10245-00	SPRING, COMPRESSION	1	
34	90249-12008-00	PIN	1	
35	90179-06411-00	NUT	1	

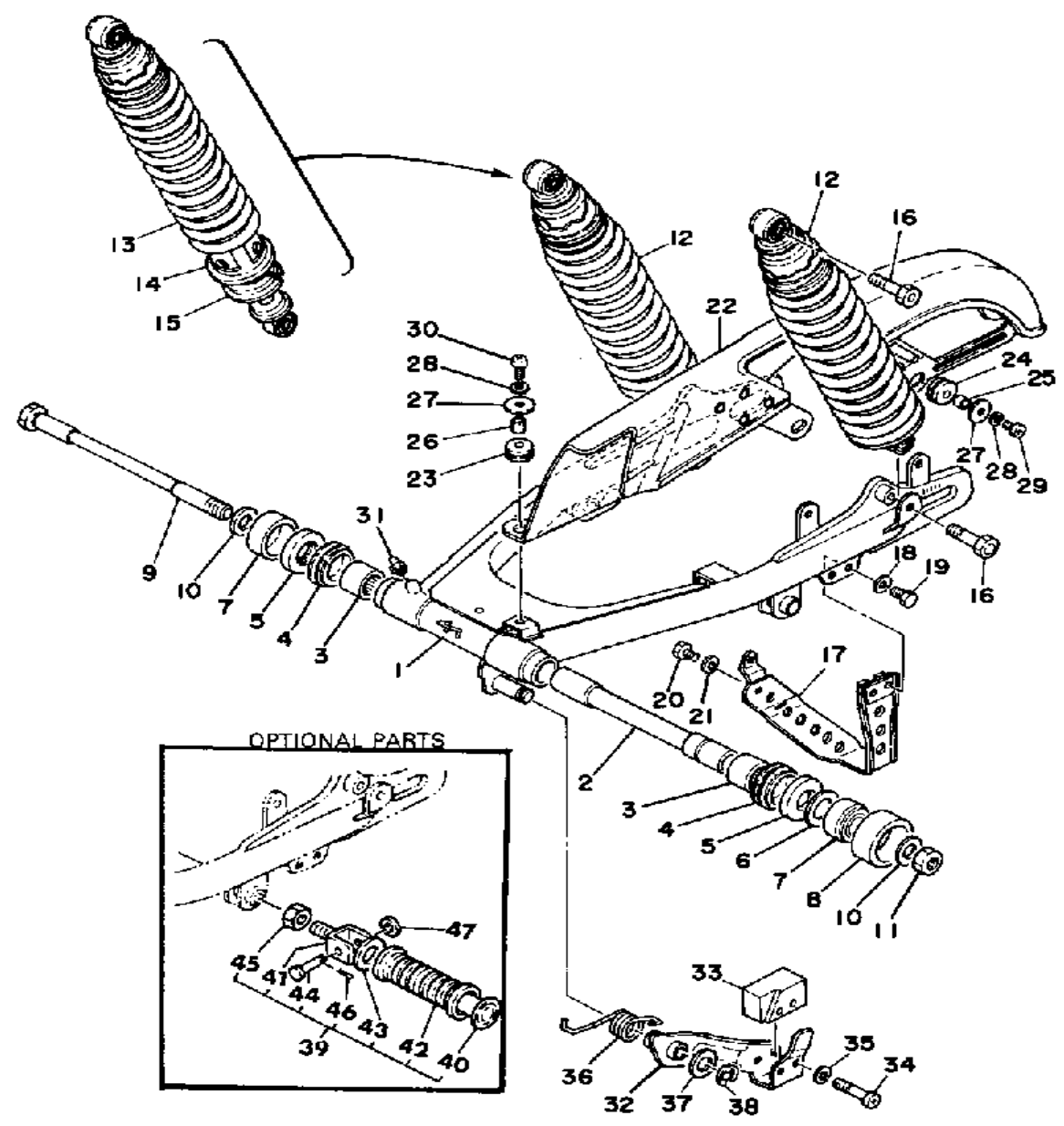
REAR ARM - REAR CUSHION - CHAIN C



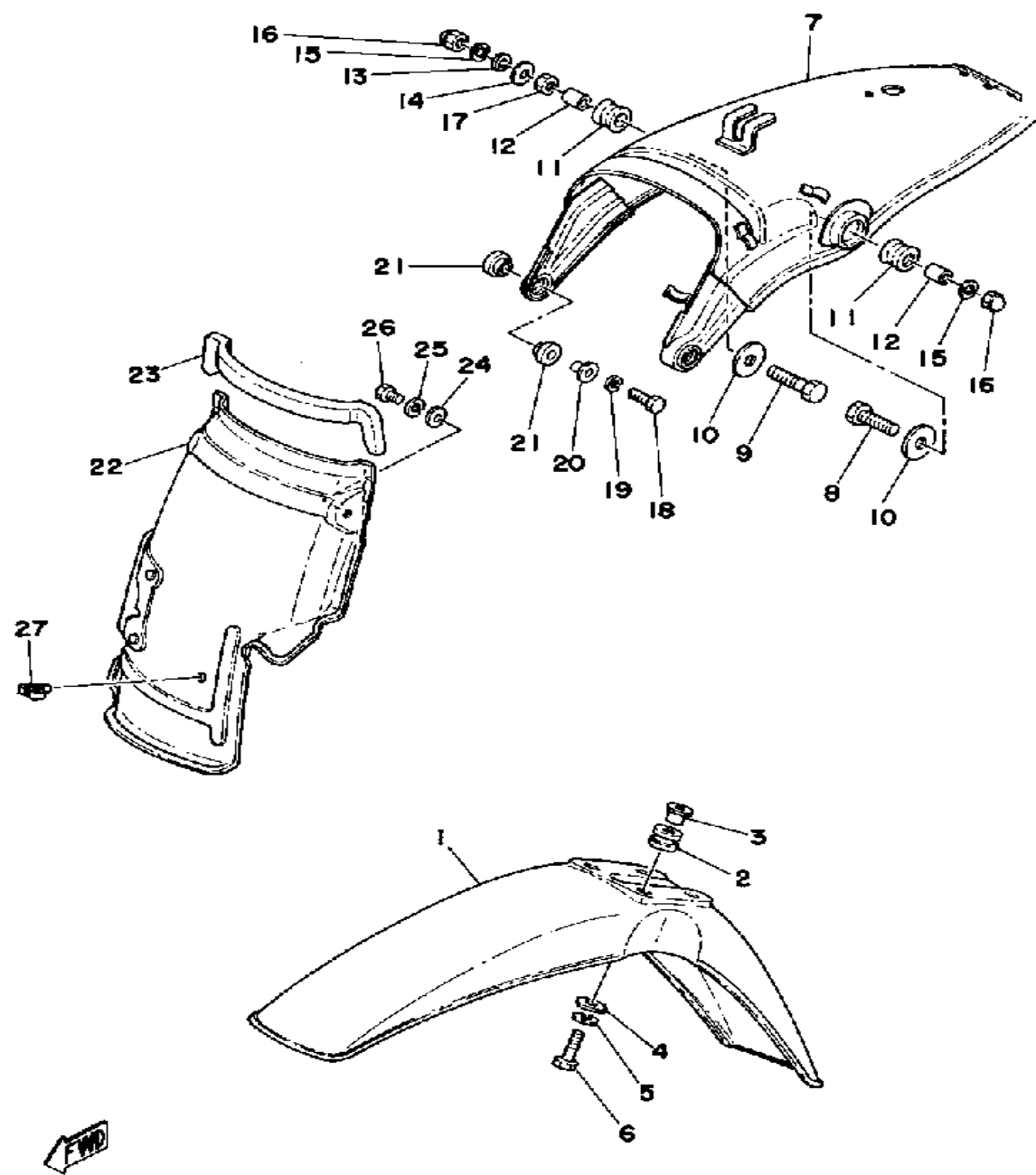
Ref. No.	Part Number	Description	Qty	Remarks
1	(1U6-22110-00-33)	REAR ARM	1	YAMAHA BLACK
2	483-22124-00-00	BUSH 2	1	
3	93317-22208-00	BEARING, CYLINDER.# 7	2	
4	93108-35004-00	OIL SEAL (35-41-8)	2	
5	93342-22205-00	BEARING, FLAT # 2	2	
6	648-45533-00-03	SHIM	1	
7	2K8-22129-00-00	COVER, THRUST 2	2	
8	431-22151-03-00	SEAL, GUARD	1	
9	583-22141-01-00	SHAFT, PIVOT	1	
10	90208-16019-00	WASHER, CONICAL SPRING ..	2	
11	95601-16100-00	NUT, U	1	
12	1U6-22210-00-00	UNAVAILABLE IN PRICE BOOK	2	CANADA ONLY
	3H7-22210-00-00	SHK/ABS ASSEMBLY, REAR ..	2	U.S.A. ONLY
13	(1T1-22212-00-00)	SPRING	2	
14	1T1-22211-00-00	. COVER	2	
15	583-22214-00-00	. GUIDE, SPRING 1	2	
16	90109-10420-00	BOLT	4	
17	1U6-22318-00-33	GUARD, CHAIN	1	YAMAHA BLACK
18	92995-06100-00	WASHER, SPRING	2	
19	97001-06018-00	BOLT	2	
20	97313-08018-00	BOLT, HEXAGON (97301-08016)	1	
21	92990-08100-00	WASHER	1	
22	1U6-22311-00-00	CASE, CHAIN	1	YAMAHA BLACK
23	90480-12188-00	GROMMET	2	
24	90480-08216-00	GROMMET	2	
25	90560-05001-00	SPACER	2	
26	90387-06761-00	COLLAR	2	
27	90201-06407-00	WASHER, PLATE (90201-06747-00)	4	

CONTINUED ON NEXT FRAME ➤

REAR ARM - REAR CUSHION - CHAIN C



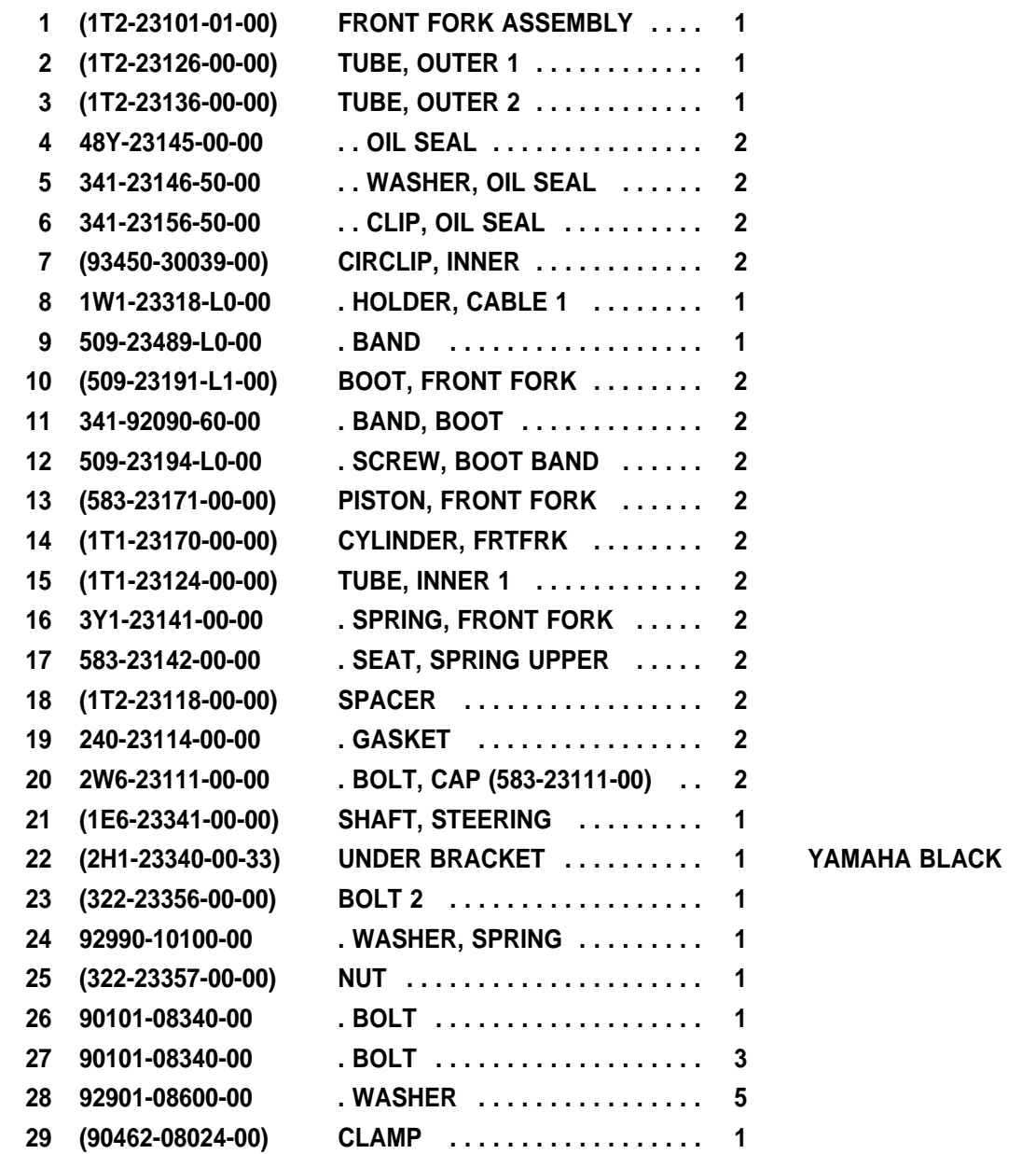
Ref. No.	Part Number	Description	Qty	Remarks
28	92990-05100-00	WASHER, SPRING	4	
29	98580-05016-00	SCREW, PAN HEAD	2	
30	98501-05018-00	SCREW, PAN HEAD	2	
31	93700-06M03-00	NIPPLE, GREASE	1	
32	1T1-22179-02-00	ARM, TENSIONER	1	
33	1T1-22178-01-00	TENSIONER	1	
34	98501-05040-00	SCREW, PAN HEAD (98502-05040)	2	
35	92990-05100-00	WASHER, SPRING	2	
36	90508-32333-00	SPRING, TORSION	1	
37	90201-14411-00	WASHER, PLATE	1	
38	93430-10015-00	CIRCLIP, E-TYPE	1	
39	120-27430-02-00	RR FOOTREST ASSEMBLY 1 ..	2	OPTIONAL PARTS
40	120-27431-00-00	. FOOTREST, REAR 1	2	OPTIONAL PARTS
41	120-27432-02-00	. BRACKET 1	2	OPTIONAL PARTS
42	120-27433-00-00	. COVER, REAR FOOTREST ..	2	OPTIONAL PARTS
43	90201-20279-00	. WASHER, PLATE	2	OPTIONAL PARTS
44	(90240-06052-00)	PIN, CLEVIS	2	OPTIONAL PARTS
45	95301-12700-00	. NUT (95302-12700)	2	OPTIONAL PARTS
46	91490-16020-00	. PIN, COTTER	2	OPTIONAL PARTSCANADA ONLY
	91490-20020-00	. PIN, COTTER	2	OPTIONAL PARTSU.S.A. ONLY
47	90201-062G3-00	. WASHER, PLATE	2	OPTIONAL PARTS



FRONT FENDER - REAR FENDER

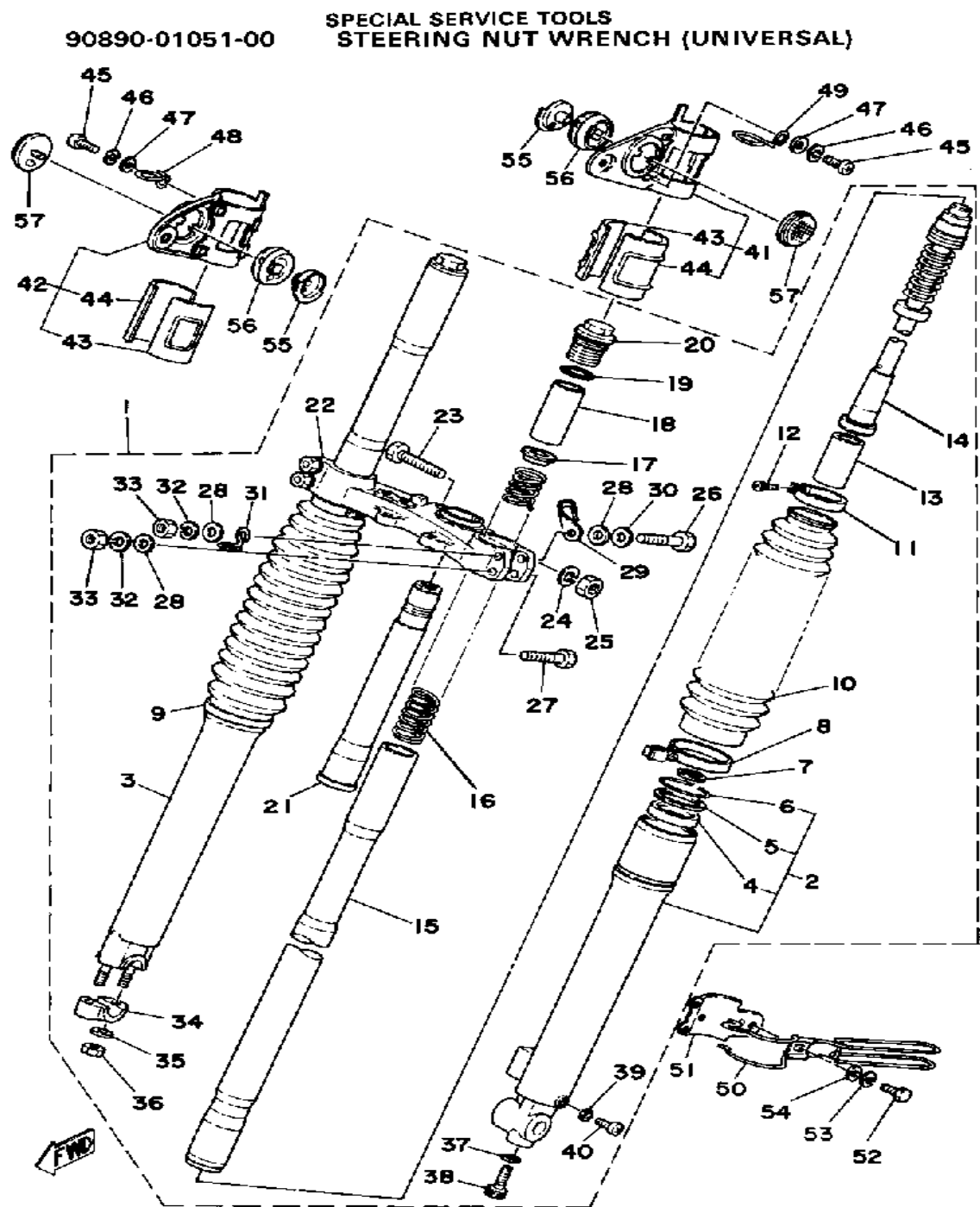
Ref. No.	Part Number	Description	Qty	Remarks
1	583-21511-00-36	FENDER, FRONT (583-21511-00)	1	CLEAN WHITE
2	90480-14198-00	GROMMET	4	
3	90387-06388-00	COLLAR	4	
4	90201-06067-00	WASHER, PLATE	4	
5	92995-06100-00	WASHER, SPRING	4	
6	97021-06030-00	BOLT	4	
7	1U6-21610-00-36	FENDER, REAR	1	CLEAN WHITE
8	97313-08035-00	BOLT, HEXAGON	1	
9	97313-08045-00	BOLT	1	
10	90201-08753-00	WASHER, PLATE	2	
11	168-21639-00-00	DAMPER 2	2	
12	90387-08258-00	COLLAR	2	
13	92990-08200-00	WASHER, PLAIN	1	
14	90201-08326-00	WASHER, PLATE	1	
15	92990-08100-00	WASHER	2	
16	95303-08800-00	NUT (CROWN) (95301-08800)	2	
17	95333-08600-00	NUT	1	
18	97011-06025-00	BOLT (97001-06025)	2	
19	92995-06100-00	WASHER, SPRING	2	
20	90387-07391-00	COLLAR	2	
21	322-21541-00-00	DAMPER 1	4	
22	1T1-21620-00-00	GUARD, MUD	1	
23	583-21746-00-00	DAMPER	1	
24	90201-06571-00	WASHER, PLATE	3	
25	92995-06100-00	WASHER, SPRING	3	
26	97011-06016-00	BOLT	3	
27	90464-08020-00	CLAMP	1	

Ref. No.	Part Number	Description	Qty	Remarks
-------------	----------------	-------------	-----	---------

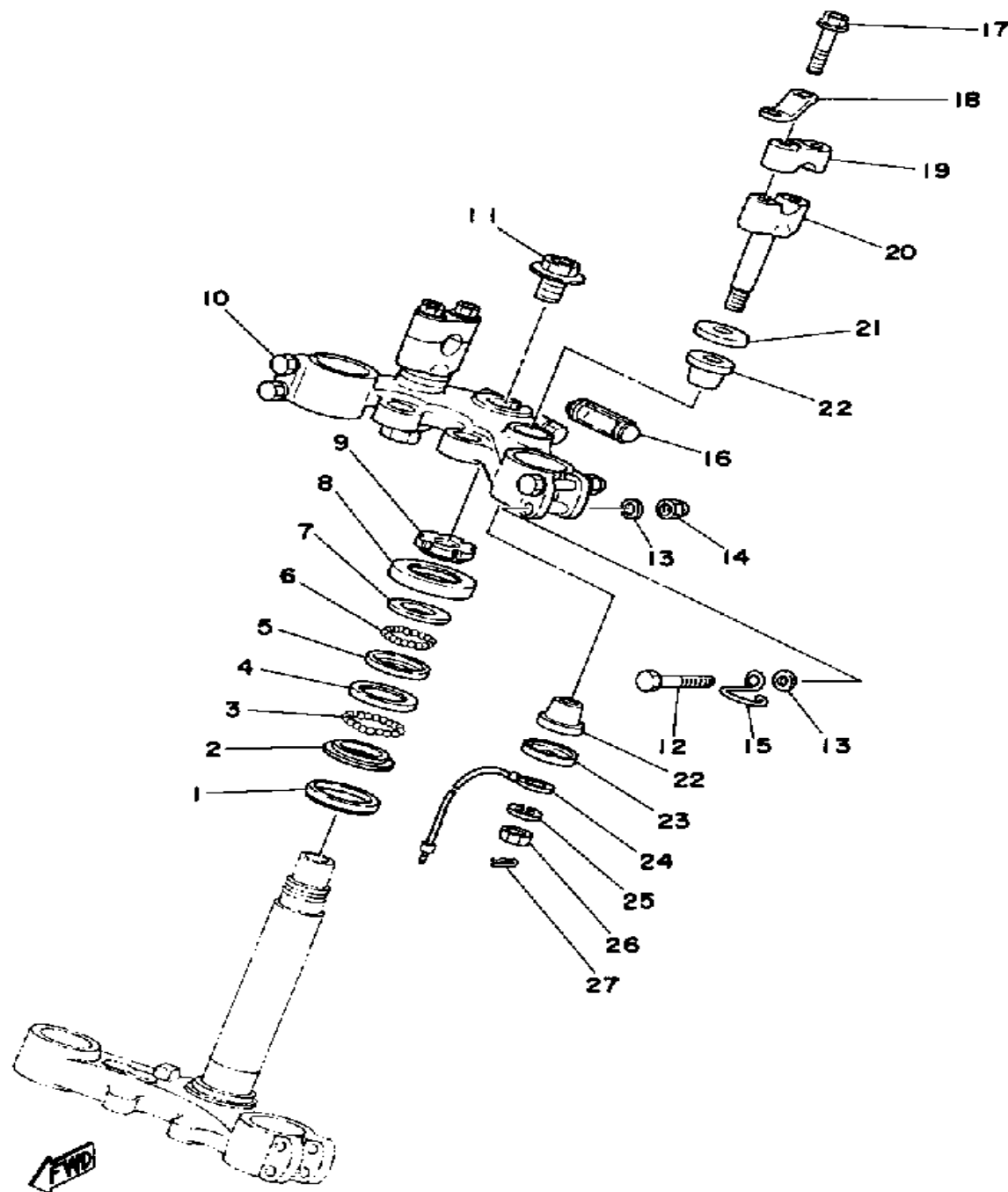


XT500F

FRONT FORK



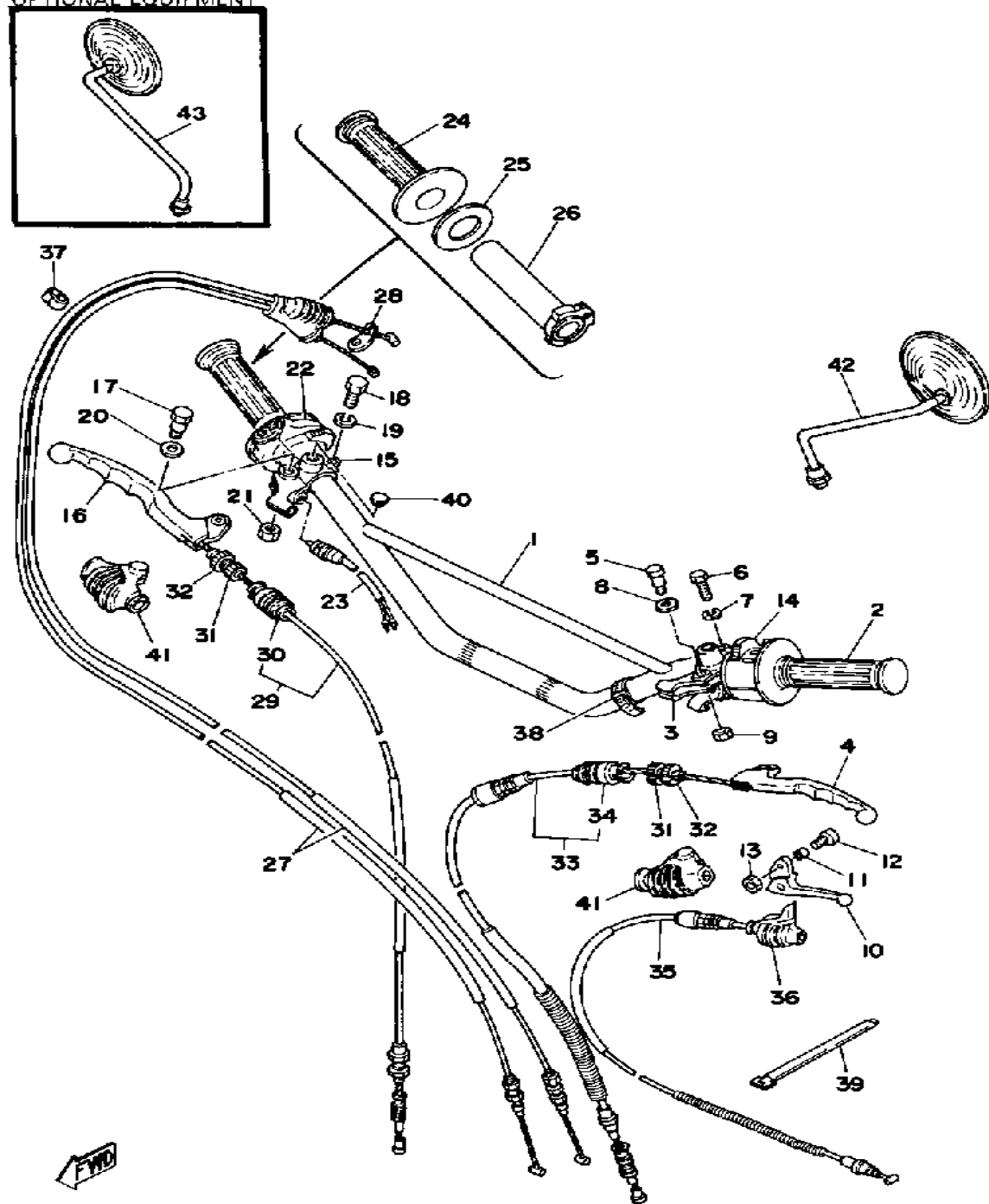
Ref. No.	Part Number	Description	Qty	Remarks
30	92901-08600-00	. WASHER	1	
31	(1E6-23317-10-00)	HOLDER, CABLE	1	
32	92990-08100-00	. WASHER	4	
33	(90170-08180-00)	NUT, HEXAGON	4	
34	291-23167-61-00	. HOLDER, AXLE (291-23167-60)	1	
35	92901-08600-00	. WASHER	2	
36	90185-08089-00	. NUT, SELF-LOCKING	2	
37	509-23158-L0-00	. GASKET	2	
38	278-23181-50-00	. BOLT, HEXAGON SOCKET HEAD	2	
39	122-23129-00-00	. GASKET, DRAIN PLUG	2	
40	98580-04008-00	. SCREW, PAN HEAD	2	
41	(1N5-23121-00-33)	COVER, UPPER 1	1	YAMAHA BLACK
42	(1N5-23131-00-33)	COVER, UPPER 2	1	YAMAHA BLACK
43	(1N5-23137-00-00)	GASKET, UPPER CVR 1	2	
44	(1N5-23138-00-00)	GASKET, UPPER CVR 2	2	
45	98580-06020-00	SCREW	4	
46	92995-06100-00	WASHER, SPRING	4	
47	92901-06600-00	WASHER	4	
48	(1E6-23389-00-00)	GUIDE, CABLE	1	
49	(1T2-24667-00-00)	GUIDE, PIPE	1	
50	(1T2-23318-00-00)	HOLDER, CABLE 1	1	
51	(1E6-23319-00-00)	HOLDER, CABLE 2	1	
52	97011-06020-00	BOLT	1	
53	92995-06100-00	WASHER, SPRING	1	
54	92901-06600-00	WASHER	1	
55	(1T2-85112-00-00)	BRACKET, RFLCTR 1	2	
56	1E6-83321-00-00	DAMPER, FLASHER 1	2	
57	355-85111-01-00	REFLECTOR, FRONT 1	2	



STEERING

Ref. No.	Part Number	Description	Qty	Remarks
1	164-23462-00-00	SEAL, STEERING	1	
2	156-23411-00-00	RACE, BALL 1	1	
3	93501-04011-00	BALL	19	
4	156-23412-00-00	RACE, BALL 2	1	
5	22F-23412-01-00	RACE, BALL 2	1	
6	93503-16010-00	BALL	22	
7	22F-23411-01-00	RACE, BALL 1	1	
8	1T1-23416-00-00	COVER, BALL RACE 2	1	
9	90179-25033-00	NUT	1	
10	(2H0-23435-00-98)	CROWN, HANDLE	1	LOW GLOSS BLK
11	90105-14102-00	BOLT, WASHER BASED	1	
12	97313-08055-00	BOLT, HEXAGON	5	
13	92901-08600-00	WASHER	10	
14	95303-08800-00	NUT (CROWN) (95301-08800) ..	5	
15	4H7-23317-00-00	HOLDER, CABLE	1	
16	583-23469-00-00	CAP, BOLT	1	
17	90105-08091-00	BOLT, WASHER BASED	4	
18	1T2-23389-00-00	GUIDE, CABLE	1	
19	1E6-23441-00-00	HOLDER, HANDLE UPR	2	LOW GLOSS BLK
20	1E6-23442-00-00	HOLDER, HANDLE LWR	2	
21	90209-12143-00	WASHER, SPEC'L SHAP	2	
22	1E6-23434-00-00	HOLDER, DAMPER	4	
23	90209-12143-00	WASHER, SPEC'L SHAP	2	
24	3FU-83364-00-00	WIRE, EARTH LEAD 1	1	
25	92990-10100-00	WASHER, SPRING	2	
26	95303-10700-00	NUT	2	
27	90468-12006-00	CLIP	2	

OPTIONAL EQUIPMENT

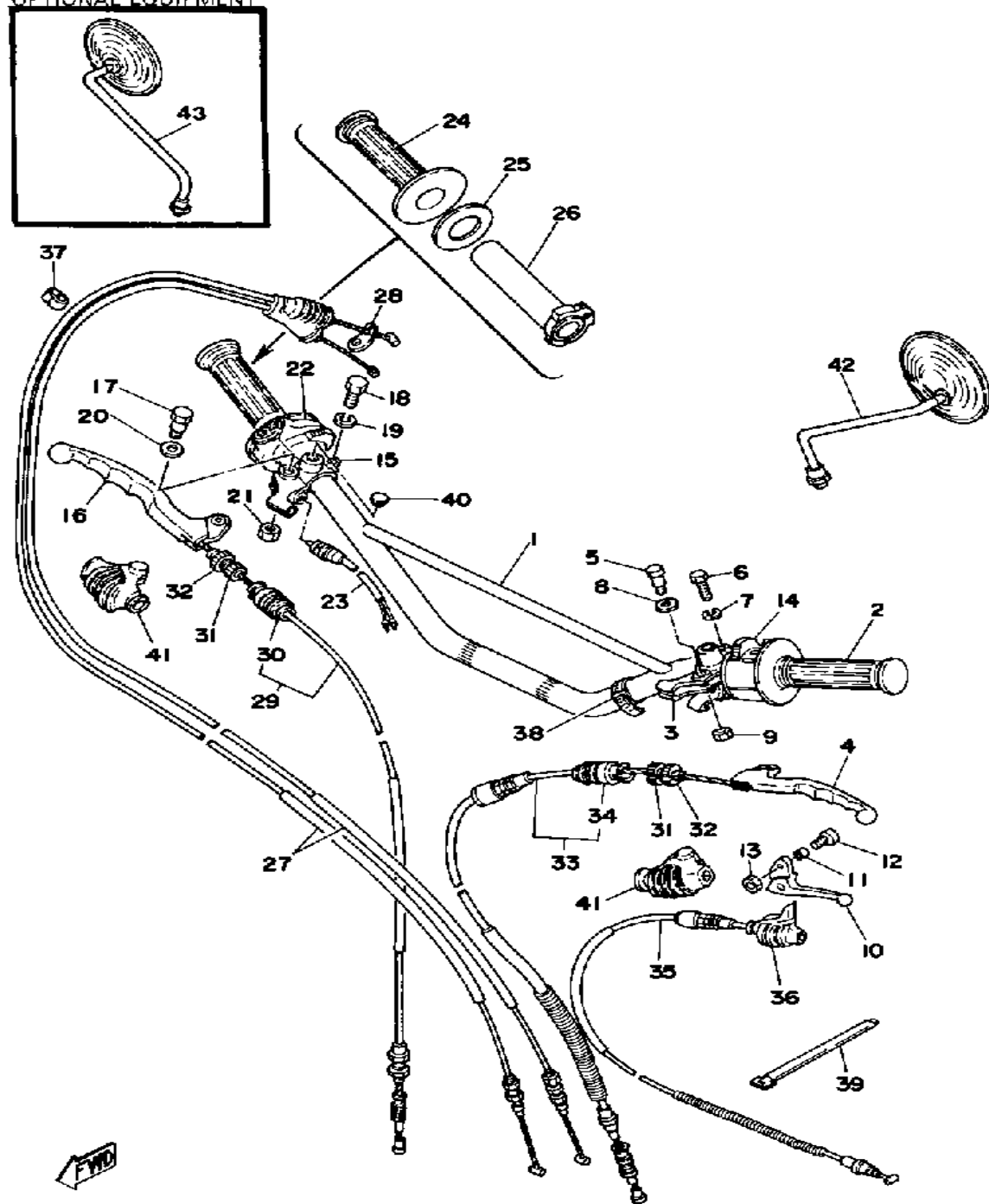


HANDLE - WIRE

Ref. No.	Part Number	Description	Qty	Remarks
1	1T2-26111-00-00	HANDLEBAR	1	
2	1E6-26241-00-00	GRIP LH	1	
3	583-82911-02-00	HOLDER, LEVER 1	1	LOW GLOSS BLK
4	2H0-83912-30-00	LEVER L	1	LOW GLOSS BLK
5	90109-06797-00	BOLT	1	
6	97003-06022-00	BOLT, HEXAGON (97301-06022)	1	
7	92995-06100-00	WASHER, SPRING	1	
8	90201-08083-00	WASHER, PLATE	1	
9	95601-06100-00	NUT, U	1	
10	583-83981-00-00	LEVER, DECOMPRESSION ...	1	
11	583-83913-00-00	COLLAR, decompression lever	1	
12	98501-05018-00	SCREW, PAN HEAD	1	
13	95601-05100-00	NUT, U	1	
14	1M1-83973-50-00	SWITCH, HANDLE 3	1	
15	361-82920-93-00	HOLDER, LEVER 2 (36182-92131-00)	1	
16	2H0-83922-30-00	LEVER R	1	LOW GLOSS BLK
17	90109-06797-00	BOLT	1	
18	97003-06022-00	BOLT, HEXAGON (97301-06022)	1	
19	92995-06100-00	WASHER, SPRING	1	
20	90201-08083-00	WASHER, PLATE	1	
21	95601-06100-00	NUT, U	1	
22	1E6-83976-00-00	SWITCH, HANDLE 1	1	
23	395-83980-00-00	STOP SWITCH ASSEMBLY ...	1	
24	583-26242-00-00	GRIP RH	1	
25	1W1-26249-00-00	RING, leaf	1	
26	2H0-26243-00-00	TUBE, THRTL GUIDE	1	
27	583-26301-00-00	THROTTLE CABLE ASSEMBLY	1	
28	583-26398-00-00	WASHER	1	

CONTINUED ON NEXT FRAME ►

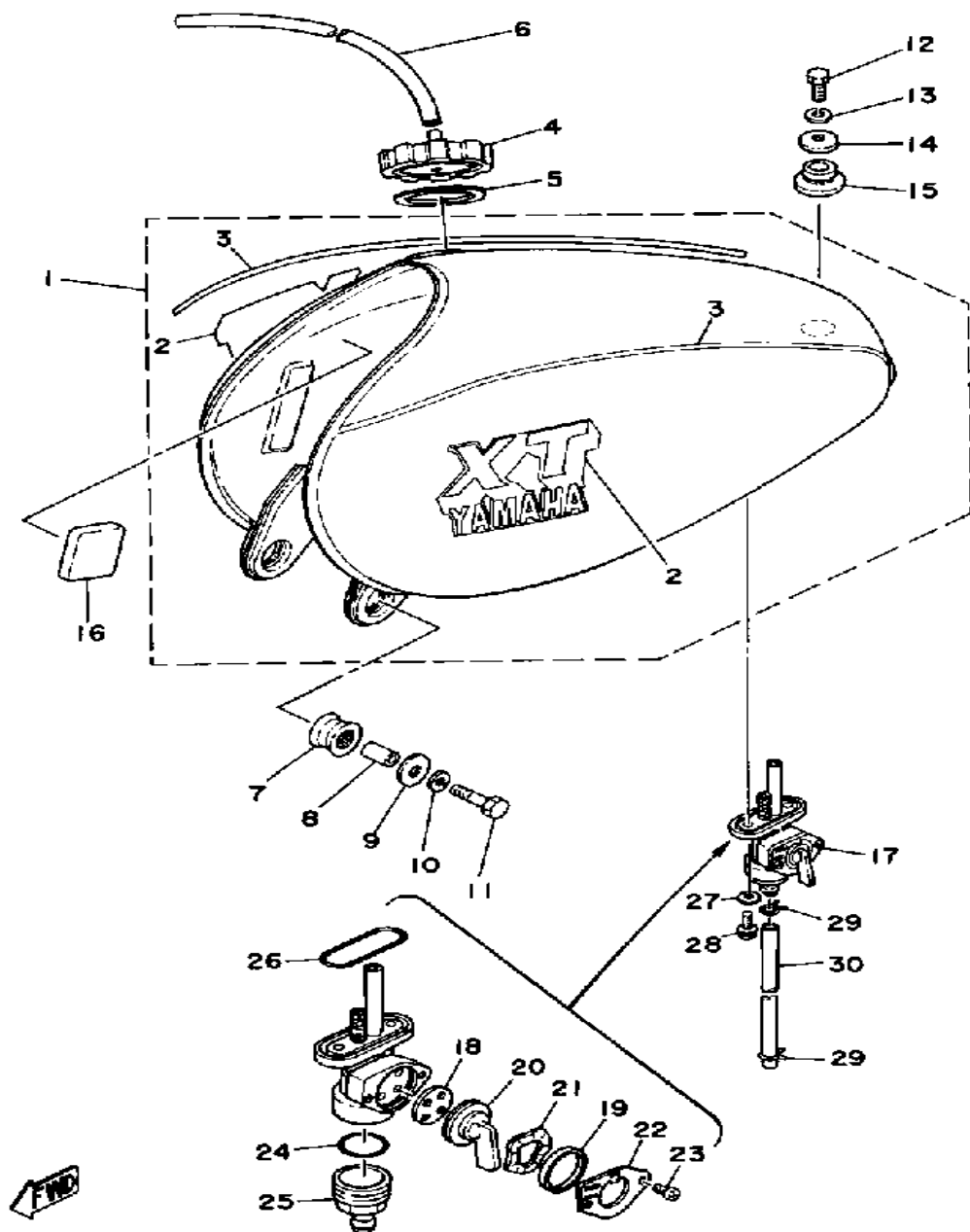
OPTIONAL EQUIPMENT



HANDLE - WIRE

Ref. No.	Part Number	Description	Qty	Remarks
29	1E6-26341-00-00	CABLE, BRAKE (1200MM)	1	
30	1E6-26342-00-00	. BOOT, CABLE	1	
31	90123-08046-00	BOLT	2	
32	90179-08148-00	NUT	2	
33	1E6-26335-01-00	CABLE, CLUTCH	1	
34	1E6-26342-00-00	. BOOT, CABLE	1	
35	1E6-26331-00-00	CABLE, STARTER 1	1	
36	583-26352-00-00	COVER, DECOMPRESSION CABLE	1	
37	90468-15009-00	CLIP	1	
38	437-83936-01-00	BAND, SWITCH CORD	4	
39	341-26397-01-00	BAND	1	
40	90338-09012-00	PLUG	1	
41	1E6-26372-00-00	COVER, HANDLE LEVER 1 . . .	2	
42	341-26290-10-00	MIRROR ASSEMBLY LH	1	
43	341-26290-01-00	BACK MIRROR RH (341-26290-01)	1	OPTIONAL EQUIPMENT

Basic Color(s)	Clean White
Fuel Type/Fuel Tank Capacity/Reserve Capacity	Regular / 8.5 lit. (2.2 gal.) / 1.9 lit. (0.5 gal.)

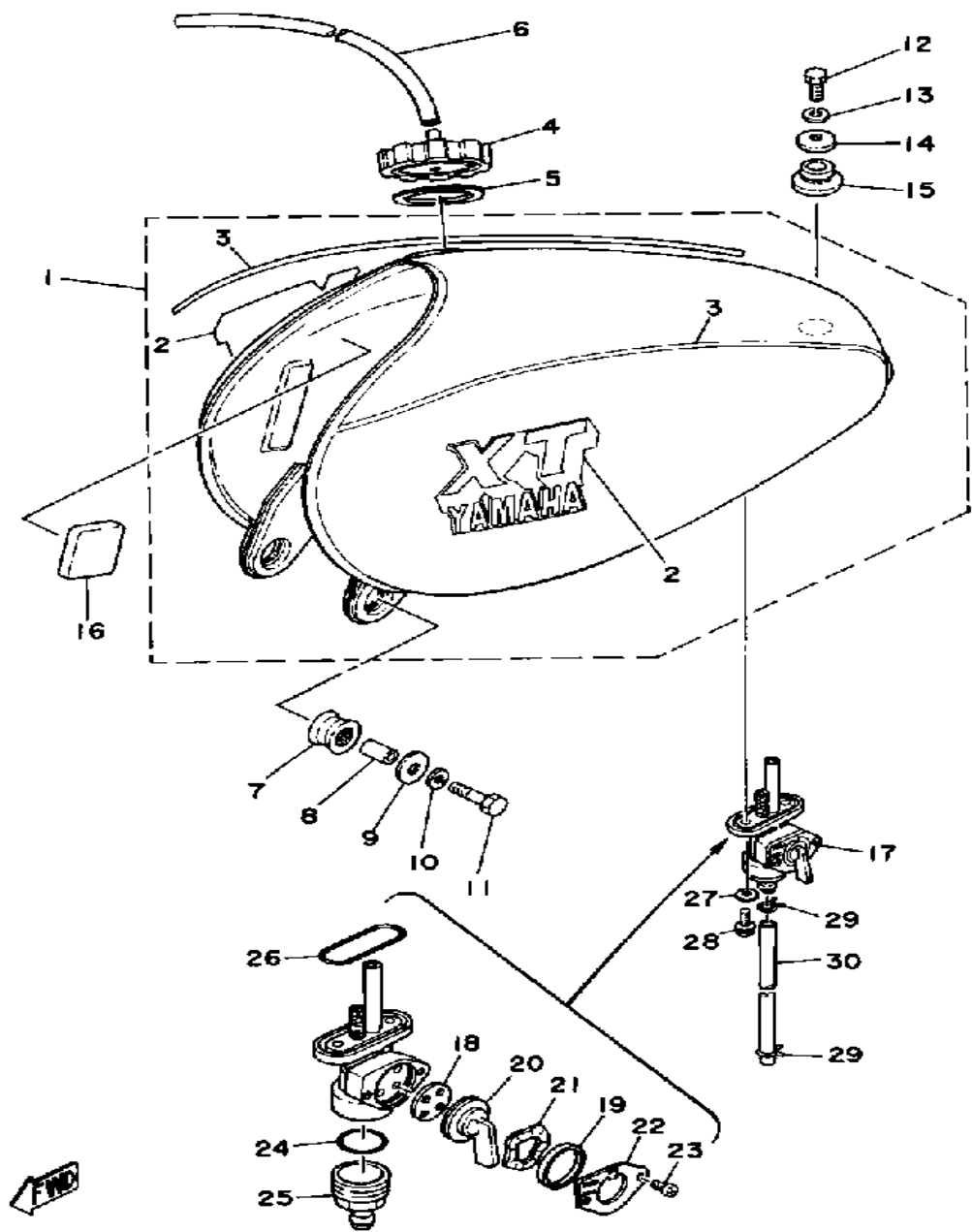


FUEL TANK

Ref. No.	Part Number	Description	Qty	Remarks
1	(2H0-24110-00-02)	FUEL TANK	1	CLEAN WHITE
2	2H0-24161-10-00	. EMBLEM 1	2	
3	2H0-24161-10-00	. EMBLEM 1	2	
4	2A6-24611-00-00	BODY, CAP	1	
5	1W1-24612-00-00	GASKET, CAP	1	
6	90445-09119-00	HOSE	1	
7	90480-22177-00	GROMMET	2	
8	90387-086N4-00	COLLAR	2	
9	90201-06570-00	WASHER, PLATE	2	
10	92995-06100-00	WASHER, SPRING	2	
11	97021-06030-00	BOLT	2	
12	97313-08018-00	BOLT, HEXAGON (97301-08016)	1	
13	92990-08100-00	WASHER	1	
14	90209-08150-00	WASHER, SPEC'L SHAP (90209-08097)	1	
15	90480-22054-00	GROMMET	1	
16	583-24182-00-00	DAMPER, LOCATING 2	2	
17	498-24500-01-00	FUEL COCK ASSEMBLY 1 (214-24500-02)	1	
18	498-24523-00-00	. VALVE	1	
19	498-24522-00-00	. GASKET	1	
20	498-24524-01-00	. LEVER, COCK	1	
21	90206-18025-00	. WASHER, WAVE	1	
22	498-24525-00-00	. PLATE, LVR FITTING	1	
23	214-24535-00-00	. SCREW, PAN HEAD	2	
24	498-24522-00-00	. GASKET	1	
25	(498-24521-00-00)	CUP, FILTER	1	
26	214-24512-00-00	. GASKET	1	
27	90202-05187-00	WASHER, PLATE	2	

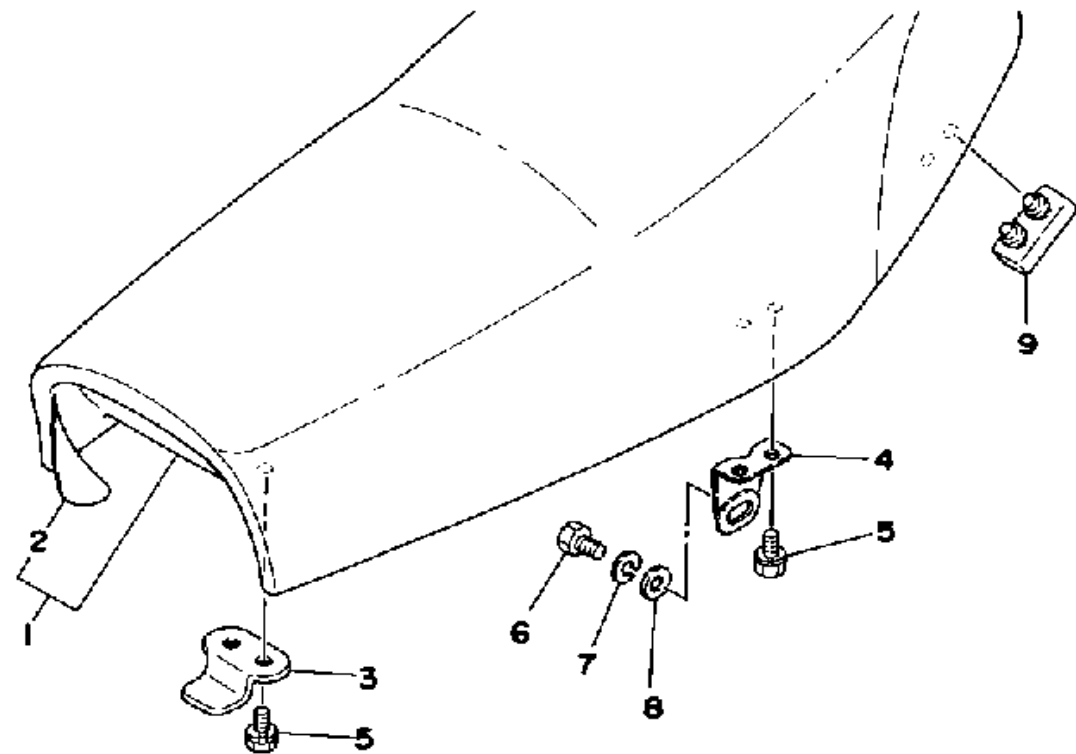
CONTINUED ON NEXT FRAME ➤

Basic Color(s)	Clean White
Fuel Type/Fuel Tank Capacity/Reserve Capacity	Regular / 8.5 lit. (2.2 gal.) / 1.9 lit. (0.5 gal.)



FUEL TANK

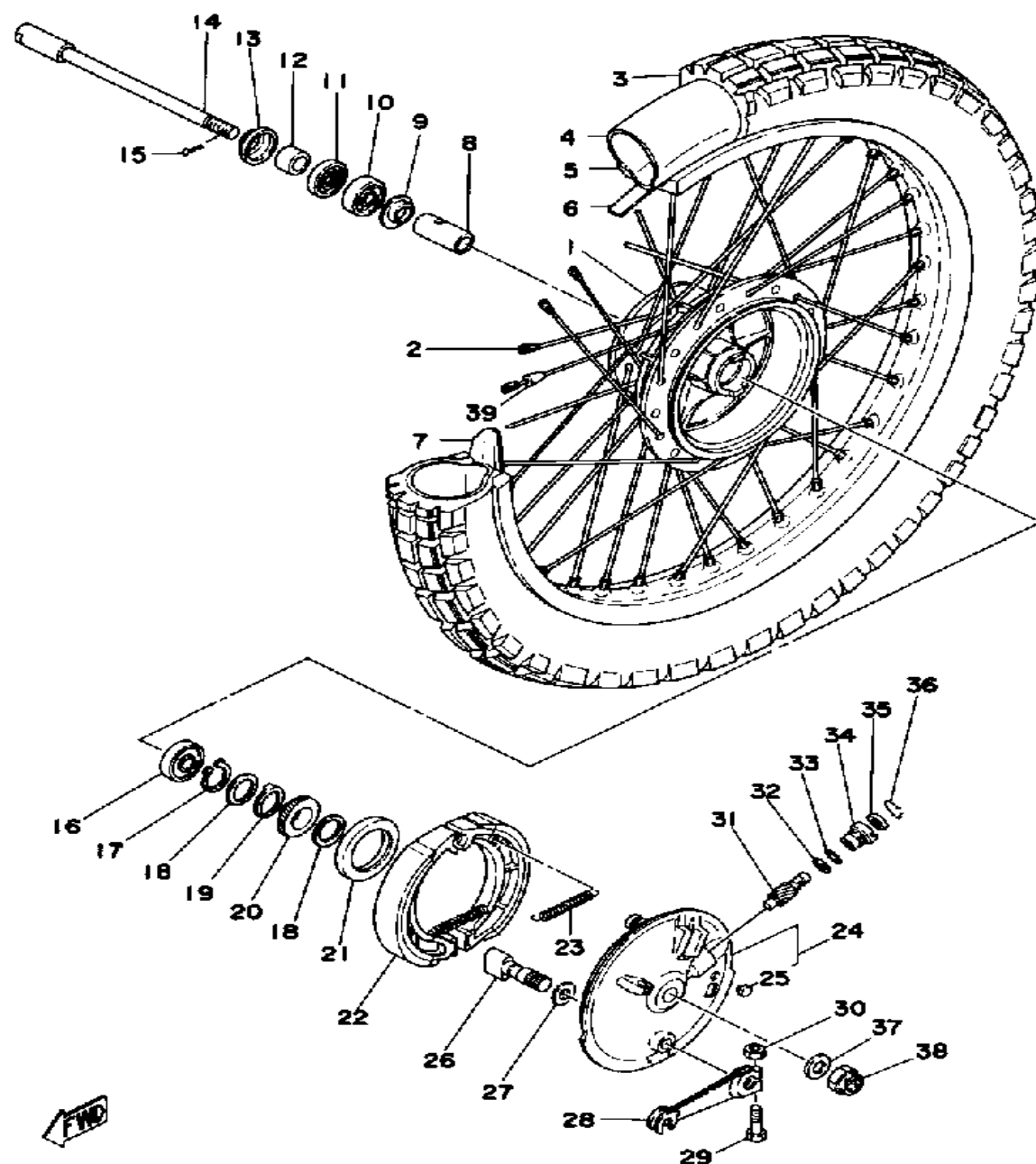
Ref. No.	Part Number	Description	Qty	Remarks
28	90149-06008-00	SCREW	2	
29	90467-10008-00	CLIP	2	
30	90445-11288-00	HOSE	1	



SEAT

Ref. No.	Part Number	Description	Qty	Remarks
1	(2H0-W2472-00-00)	DOUBLE SEAT ASSEMBLY ...	1	
2	2H0-24731-00-00	. COVER, DOUBLE SEAT (1E6-24731-00)	1	
3	2Y0-24748-00-00	BRACKET, SEAT	1	
4	1T1-24738-00-00	BRACKET, SEAT	2	
5	90101-06304-00	BOLT	6	
6	97313-08016-00	BOLT, HEXAGON	2	
7	92990-08100-00	WASHER	2	
8	92901-08600-00	WASHER	2	
9	583-24724-00-00	DAMPER, SEAT	2	
10	1E6-24720-00-00	UNAVAILABLE IN PRICE BOOK	1	OPTIONAL PARTSCANADA ONLY
11	(90109-08444-00)	BOLT	2	OPTIONAL PARTSCANADA ONLY

SPECIAL SERVICE TOOLS
TLM-90910-49-00 SPOKE WRENCH

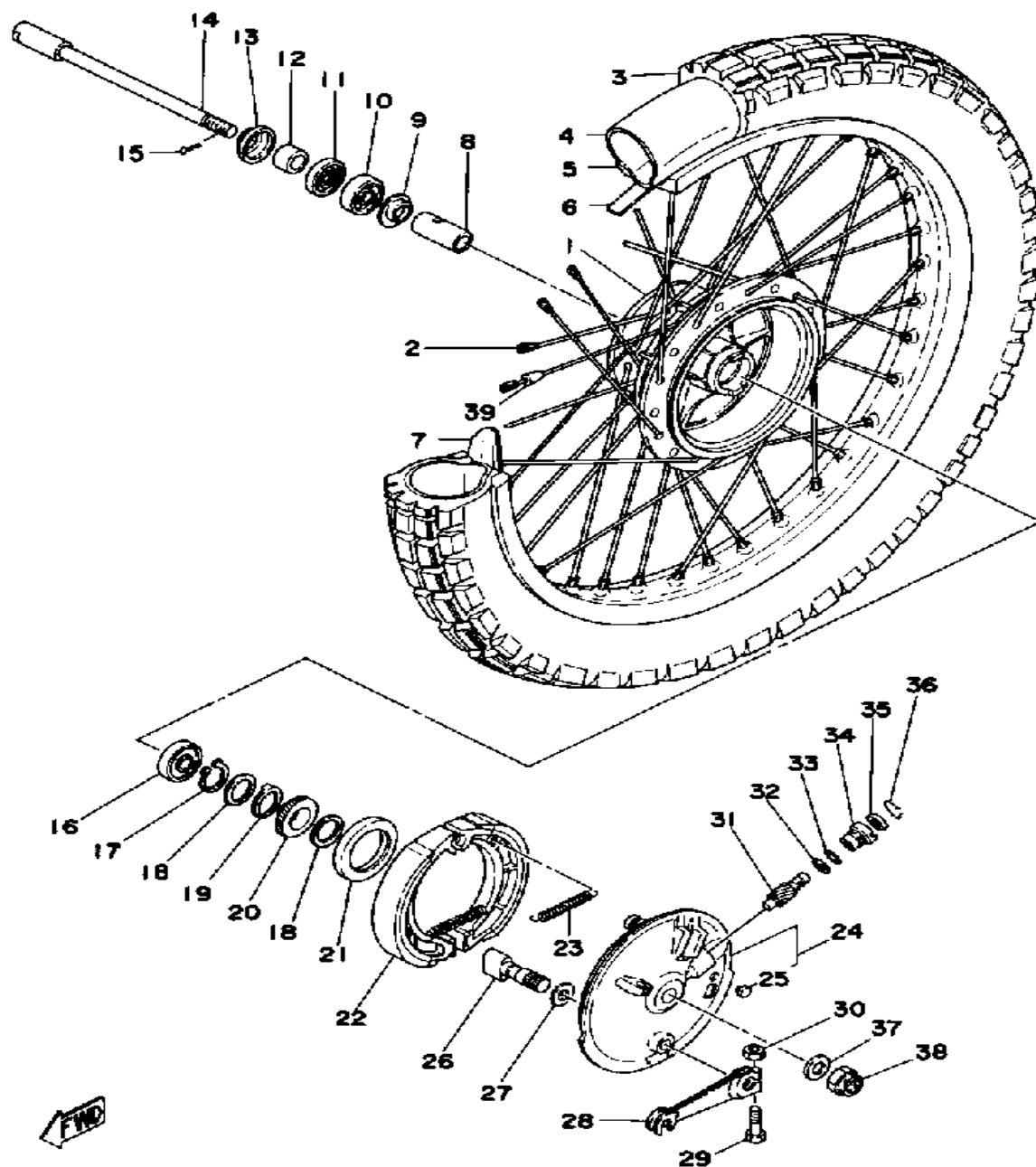


FRONT WHEEL

Ref. No.	Part Number	Description	Qty	Remarks
1	1E6-25111-00-98	HUB, FRONT	1	LOW GLOSS BLK
2	(1E6-25179-91-00)	SPOKE SET, INNER 2	9	10 PIECES
	(1E6-25196-91-00)	SPOKE SET, INNER 1	9	10 PIECES
	(1E6-25197-91-00)	SPOKE SET, OUTER 1	9	10 PIECES
	1E6-25104-01-00	. SPOKE SET, FRONT	1	
	1E6-25104-01-00	SPOKE SET, FRONT	9	10 PIECES
3	(94130-21350-00)	300X21 BS TW5A	1	
4	94227-21123-00	TUBE (2.75-21)	1	
5	94416-21326-00	RIM 1.60X 1	1	
6	94330-21084-00	BAND, RIM (3.00-21)	1	
7	1T1-25194-00-00	SPACER, BEAD	1	
8	90560-15293-00	SPACER	1	
9	146-25116-00-00	FLANGE, SPACER 2	1	
10	93306-20209-00	BEARING (B6202)	1	
11	93102-20009-00	OIL SEAL	1	
12	90387-15529-00	COLLAR	1	
13	322-25118-00-00	COVER, HUB DUST	1	
14	583-25181-00-00	AXLE, WHEEL	1	
15	91401-30030-00	PIN, COTTER	1	
16	93306-20226-00	BEARING	1	
17	93410-22014-00	CIRCLIP, S-TYPE	1	
18	90201-22283-00	WASHER, PLATE	2	
19	214-25149-01-00	CLUTCH, METER	1	
20	308-25135-00-00	GEAR, DRIVE	1	
21	93105-50010-00	OIL SEAL, SDD-TYPE (SDD-50-62-7)	1	
22	431-W2536-00-00	BRAKESHOE SET-2PCS	2	
23	90507-20002-00	SPRING, TENSION	2	
24	(1E6-25016-10-98)	BRAKE SHOE PLT ASSEMBLY	1	LOW GLOSS BLK

CONTINUED ON NEXT FRAME ►

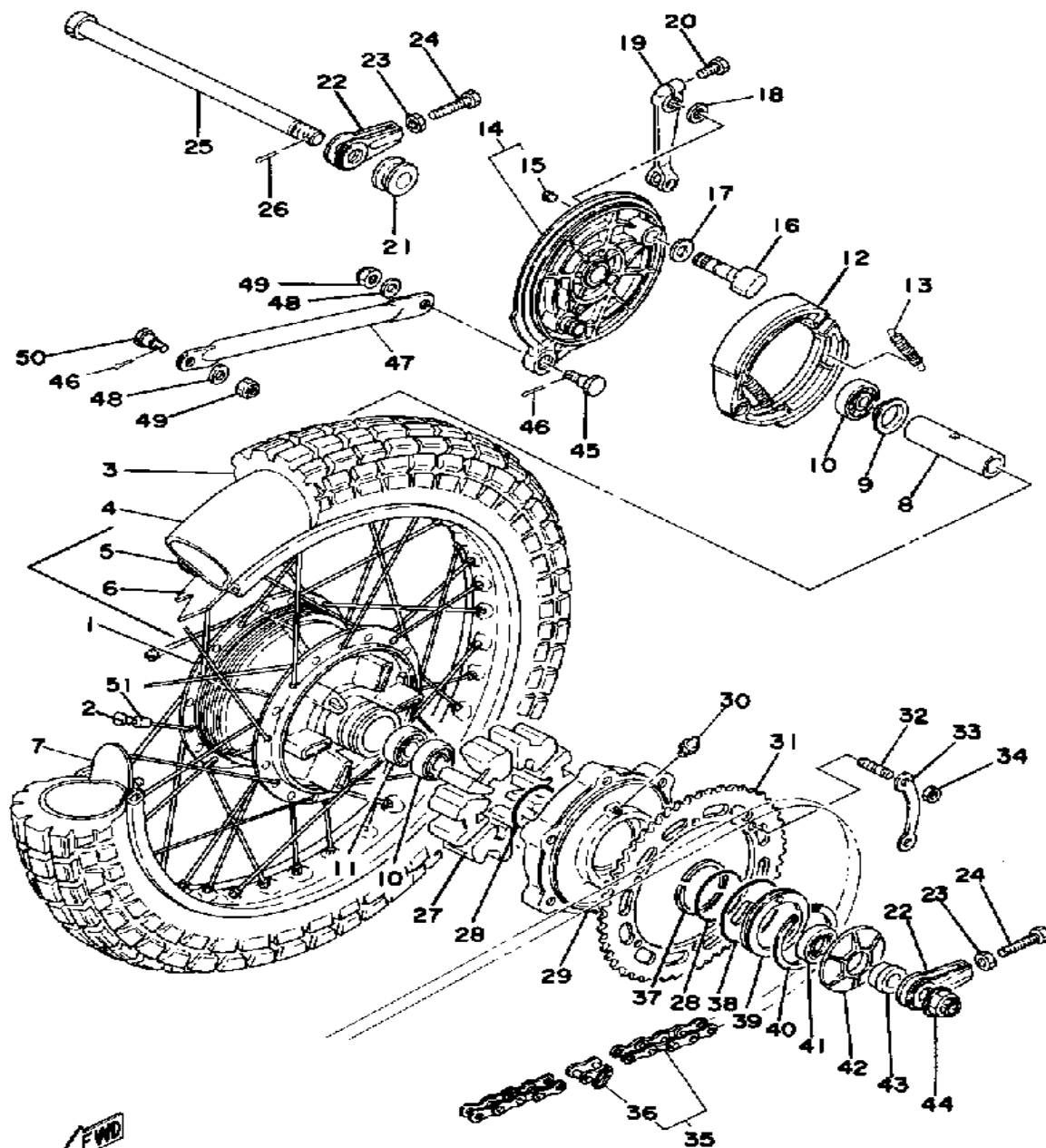
SPECIAL SERVICE TOOLS
TLM-90910-49-00 SPOKE WRENCH



FRONT WHEEL

Ref. No.	Part Number	Description	Qty	Remarks
25	90480-10068-00	. GROMMET	1	
26	1E6-25151-00-00	CAMSHAFT	1	
27	148-25353-00-00	SHIM, CAMSHAFT	1	
28	2N6-25155-00-00	LEVER, CAMSHAFT 1	1	
29	90101-06278-00	BOLT	1	
30	95380-06600-00	NUT	1	
31	308-25138-00-00	GEAR, METER	1	
32	90201-07076-00	WASHER, PLATE	1	
33	93210-14104-00	O-RING	1	
34	109-25136-00-00	BUSH	1	
35	93104-07003-00	OIL SEAL	1	
36	102-25137-00-00	RING, STOP	1	
37	92990-14200-00	WASHER, PLAIN	1	
38	90171-14020-00	NUT, CASTLE	1	
39	156-25398-00-00	BALANCER, WHEEL	1	

Minimum Brake Lining Thickness	Front: 2mm	Rear: 2mm
Tire Size (Nominal Pressure)	F: 3.00-21(1.5kg/cm ² /21 psi) R: 4.00-18(1.5kg/cm ² /21 psi)	



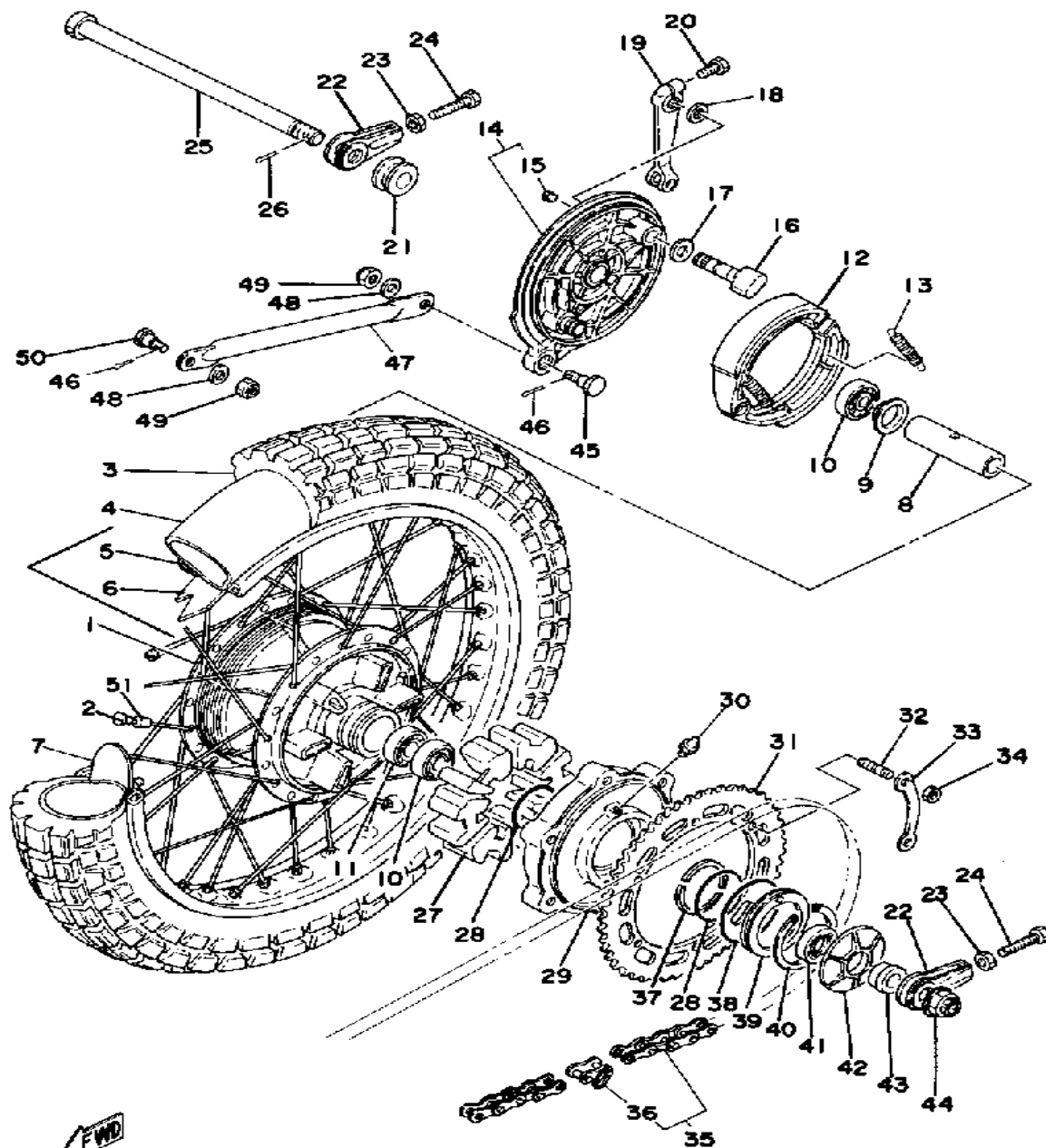
SPECIAL SERVICE TOOLS
TLM-90910-49-00 SPOKE WRENCH

REAR WHEEL

Ref. No.	Part Number	Description	Qty	Remarks
1	(1E6-25311-00-98)	HUB, REAR	1	LOW GLOSS BLK
2	(1E6-25391-90-00)	SPOKE SET, INNER 1	18	10 PIECES
	(1E6-25392-90-00)	SPOKE SET, OUTER 1	18	10 PIECES
	1E6-25304-00-00	SPOKE SET, REAR	1	
3	94140-18344-00	400X18 BS TW5A	1	
4	94240-18098-00	TUBE (4.00-18)	1	
5	94418-18199-00	RIM 1.85X 8	1	
6	94345-18081-00	BAND, RIM (4.50-18)	1	
7	1T2-25394-00-00	SPACER, BEAD	2	
8	90560-17311-00	SPACER	1	
9	146-25315-00-00	FLANGE, SPACER	1	
10	93306-20310-00	BEARING	2	
11	93306-20310-00	BEARING	1	
12	214-W2535-00-00	BRAKESHOE SET-2PCS	2	
13	90507-20002-00	SPRING, TENSION	2	
14	1E6-25321-12-98	BRAKE SHOE PLT ASSEMBLY	1	LOW GLOSS BLK
15	90480-10068-00	. GROMMET	1	
16	214-25351-01-00	CAMSHAFT	1	
17	148-25353-00-00	SHIM, CAMSHAFT	1	
18	148-25359-00-00	SEAL, CAMSHAFT	1	
19	4V5-25355-00-00	LEVER, CAMSHAFT (168-25355-00)	1	
20	90101-06291-00	BOLT	1	
21	90387-17141-00	COLLAR	1	
22	48U-25388-00-00	PULLER, CHAIN 1	2	
23	95303-08700-00	NUT	2	
24	90101-08699-00	BOLT	2	
25	150-25381-00-00	AXLE, WHEEL	1	
26	91401-30030-00	PIN, COTTER	1	

CONTINUED ON NEXT FRAME ➤

Minimum Brake Lining Thickness	Front: 2mm	Rear: 2mm
Tire Size (Nominal Pressure)	F: 3.00-21(1.5kg/cm ² /21 psi) R: 4.00-18(1.5kg/cm ² /21 psi)	

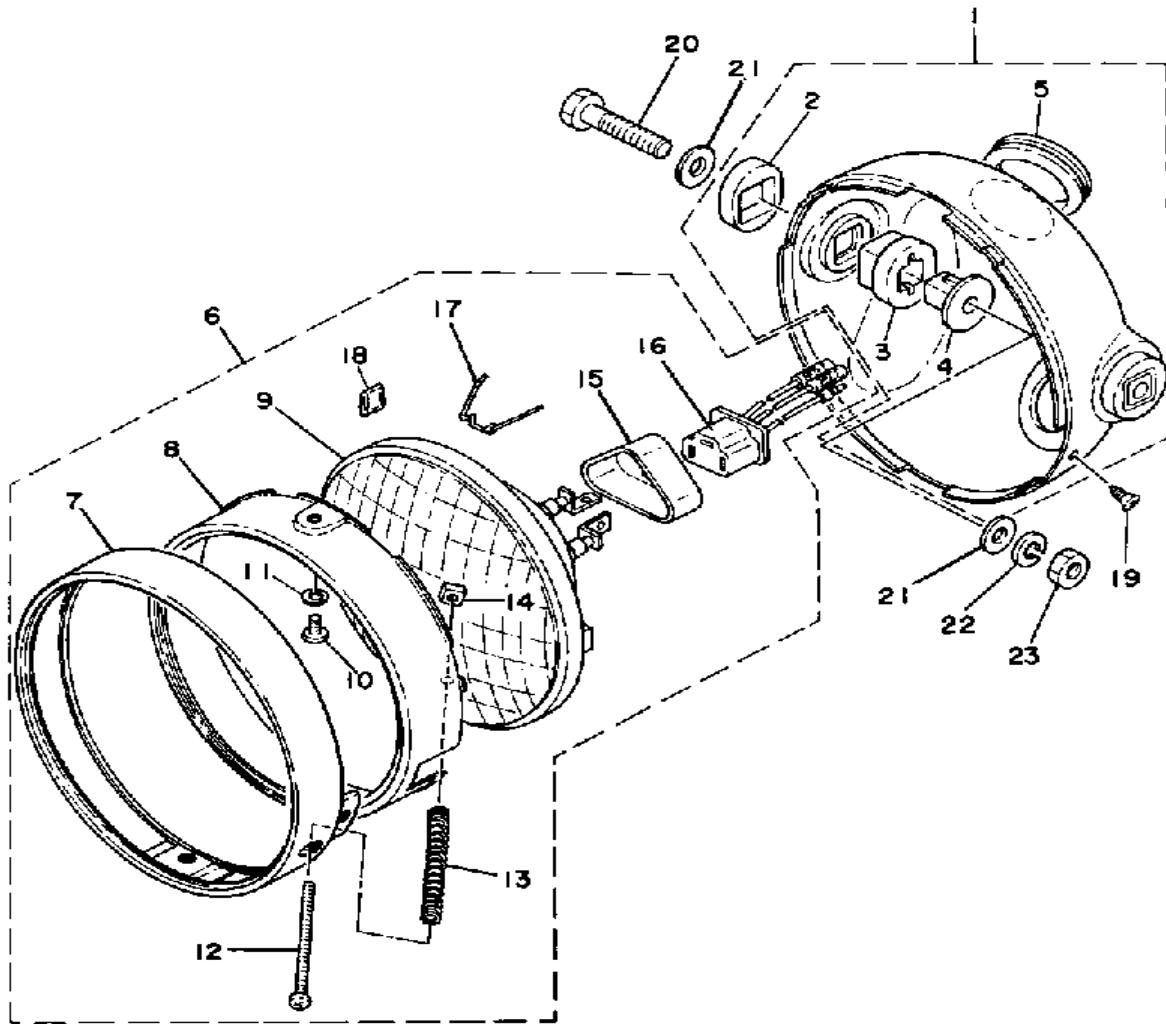


SPECIAL SERVICE TOOLS
TLM-90910-49-00 SPOKE WRENCH

REAR WHEEL

Ref. No.	Part Number	Description	Qty	Remarks
27	1E6-25364-00-00	DAMPER	6	
28	93210-52312-00	O-RING	2	
29	1E6-25366-00-98	CLUTCH, HUB	1	LOW GLOSS BLK
30	93700-06M03-00	NIPPLE, GREASE	1	
31	38W-25444-20-00	SPROCKET, DRIVN 44T	1	U.R.
	583-25440-10-00	SPROCKET, DRIVN 40T	1	U.R.
	583-25442-10-00	SPROCKET, DRIVN 42T	1	U.R.
	583-25443-10-00	SPROCKET, DRIVN 43T (43T) .	1	U.R.
	583-25446-10-00	SPROCKET, DRIVN 46T	1	U.R.
32	90116-08218-00	BOLT, STUD	6	
33	583-25412-00-00	WASHER	3	
34	90170-08193-00	NUT, HEXAGON	6	
35	9Y585-20099-00	520D5-100L DID (94515-20100)	1	
36	94685-20011-00	. JOINT CHAIN	1	
37	1E6-25318-00-00	STOPPER, HUB	2	
38	93210-71311-00	O-RING	1	
39	1E6-25319-01-00	SEAL, HUB DUST	1	
40	93450-78080-00	CIRCLIP, INNER	1	
41	93102-25061-00	OIL SEAL, SD-TYPE	1	
42	1E6-25367-00-00	COVER, HUB DUST	1	
43	90387-17530-00	COLLAR	1	
44	90171-16022-00	NUT, CASTLE	1	
45	90109-08406-00	BOLT	1	
46	91490-20020-00	PIN, COTTER	2	
47	3H7-25371-00-00	BAR, TENSION	1	
48	92990-08200-00	WASHER, PLAIN	2	
49	90185-08055-00	NUT, SELF-LOCKING	2	
50	90109-08368-00	BOLT	1	
51	156-25398-00-00	BALANCER, WHEEL	1	

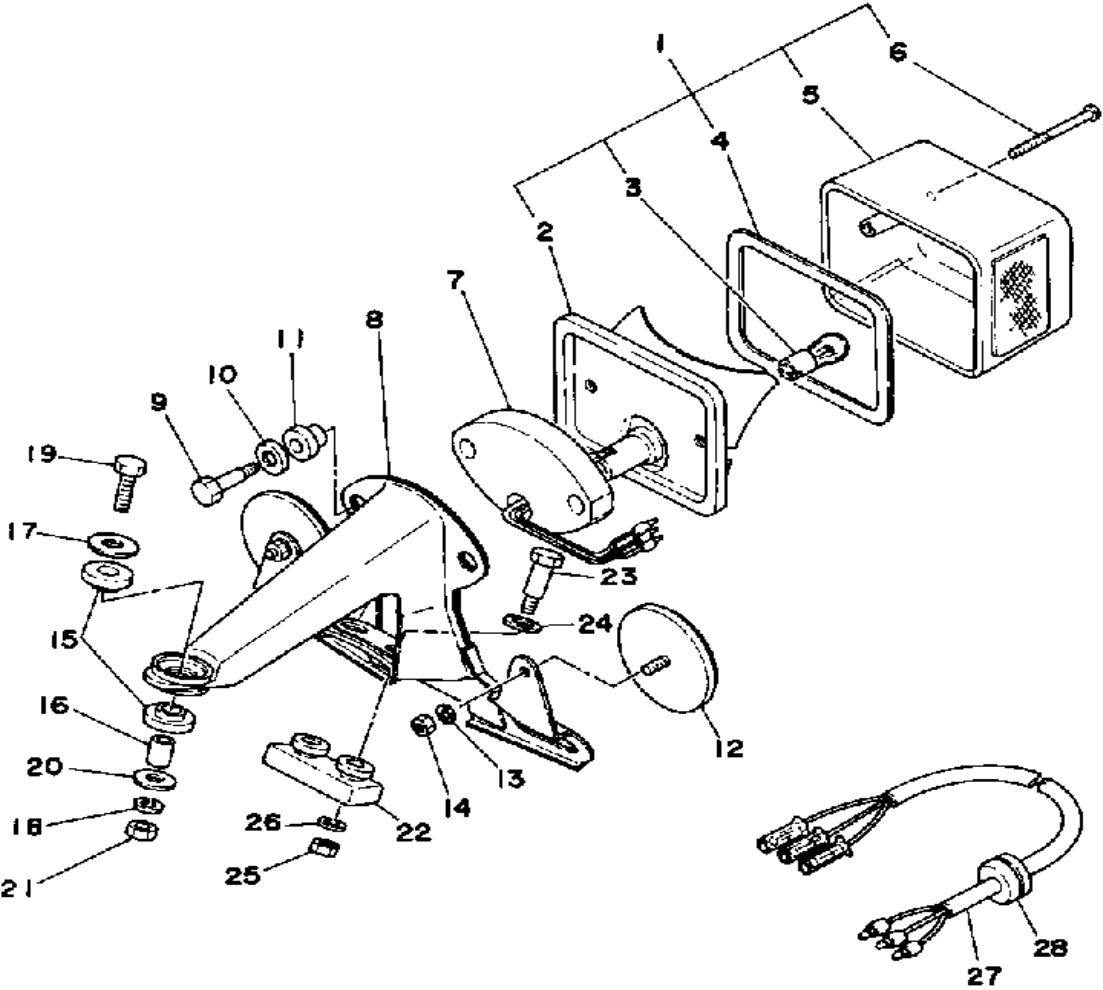
Headlight / Taillight / Signal Rating	6V35-35W / 6V25-5.3W / 6V17W
---------------------------------------	------------------------------



HEAD LAMP

Ref. No.	Part Number	Description	Qty	Remarks
1	(1E6-84130-60-33)	BODY ASSEMBLY, HEADLIGHT	1	YAMAHA BLACK
2	498-84164-60-00	. DAMPER	2	
3	498-84163-60-00	. DAMPER	2	
4	498-84145-60-00	. COLLAR, BODY FITTING	2	
5	214-84153-60-00	. GROMMET, WIREHERNESS .	1	
6	2H0-84110-60-00	UNAVAILABLE IN PRICE BOOK	1	CANADA ONLY
	2H0-84110-60-00	UNAVAILABLE IN PRICE BOOK	1	N/A -USA ONLY
7	498-84115-60-00	. RIM, HEADLIGHT	1	
8	498-84195-60-00	. RING, RETAINING	1	
9	2A6-84120-60-00	. LENS ASSEMBLY	1	
10	438-84194-60-00	. RING, MOUNTING	2	
11	92990-05100-00	. WASHER, SPRING	2	
12	447-84331-61-00	. SCREW, RIM ADJUSTING ...	1	
13	447-84332-60-00	. SPRING, SCREW	1	
14	198-84334-60-00	. NUT, ADJUSTING	1	
15	341-84397-61-00	. COVER, SOCKET	1	
16	371-84312-60-00	. SOCKET	1	
17	1M1-84124-60-00	. SPRING, SET	3	
18	498-84128-60-00	. SPACER	1	
19	90152-05005-00	SCREW, COUNTERSUNK	1	
20	97313-08040-00	BOLT, HEXAGON (97322-08040)	2	
21	92990-08200-00	WASHER, PLAIN	4	
22	92990-08100-00	WASHER	2	
23	95333-08600-00	NUT	2	

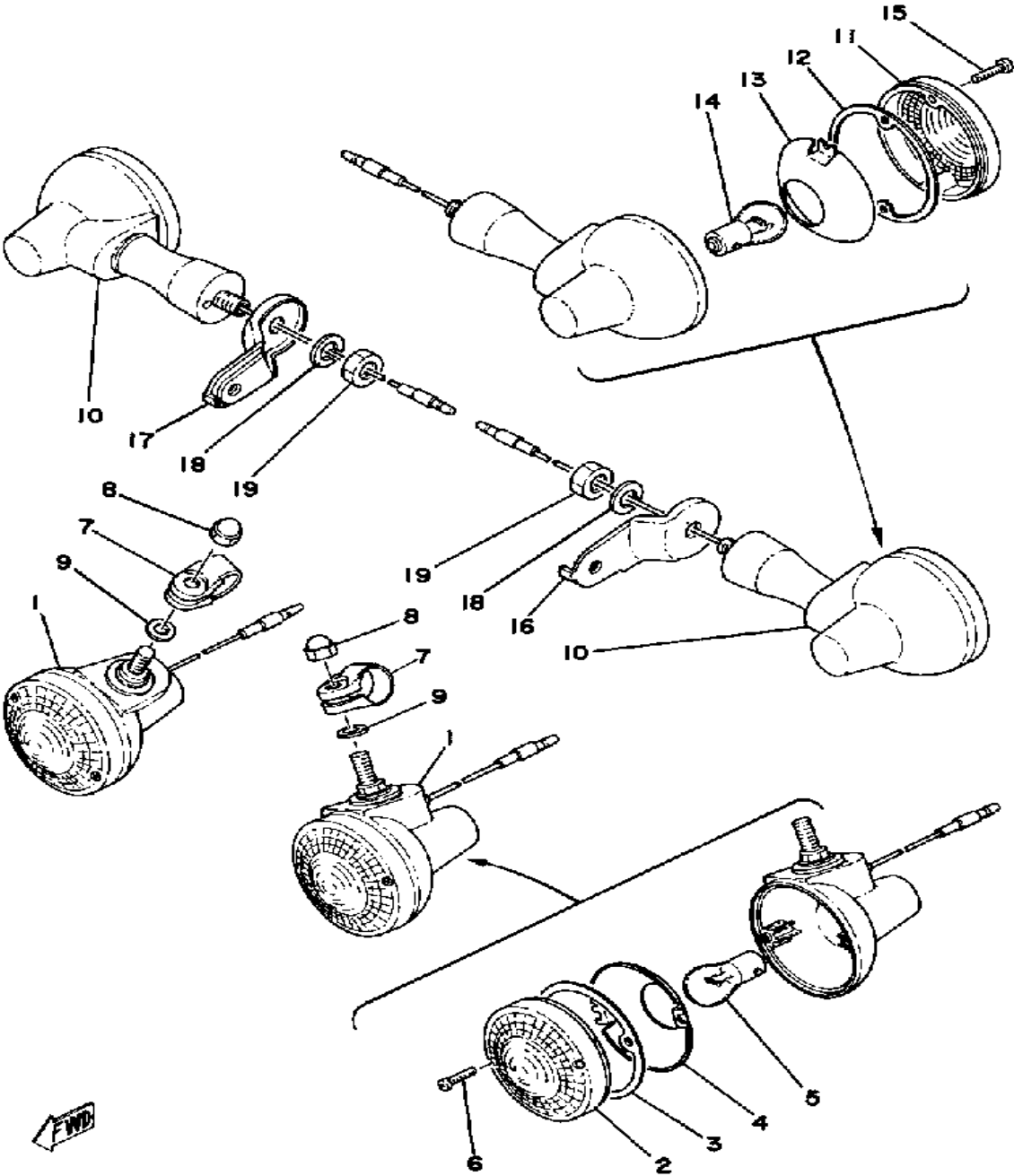
Headlight / Taillight / Signal Rating	6V35-35W / 6V25-5.3W / 6V17W
---------------------------------------	------------------------------



TAIL LAMP

Ref. No.	Part Number	Description	Qty	Remarks
1	1M1-84510-60-00	TAILLIGHT UNIT ASSEMBLY ..	1	
2	1M1-84511-60-00	. BASE, TAILLIGHT	1	
3	1M1-84514-60-00	. BULB	1	
4	1M1-84523-60-00	. GASKET, LENS	1	
5	1M1-84521-60-00	. LENS, TAILLIGHT	1	
6	1M1-84524-60-00	. SCREW, LENS FITTING	2	
7	1T2-84512-60-00	SEAT, BASE	1	
8	1T2-84551-60-33	BRACKET, LICENCE	1	YAMAHA BLACK
9	1T2-84526-60-00	SCREW	2	
10	2H7-84754-00-00	WASHER, SPECIAL	2	
11	1M1-84527-60-00	DAMPER	2	
12	449-85131-02-00	REFLECTOR, REAR 1	2	
13	92990-05100-00	WASHER, SPRING	2	
14	95380-05600-00	NUT	2	
15	322-21541-00-00	DAMPER 1	2	
16	90387-07598-00	COLLAR	1	
17	90201-06073-00	WASHER, PLATE	1	
18	92995-06100-00	WASHER, SPRING	1	
19	97021-06030-00	BOLT	1	
20	90201-06061-00	WASHER, PLATE	1	
21	95380-06600-00	NUT	1	
22	308-84553-00-00	DAMPER	1	
23	90109-06022-00	BOLT (338-84552-00)	2	
24	90209-08125-00	WASHER	2	
25	95380-06600-00	NUT	2	
26	92995-06100-00	WASHER, SPRING	2	
27	1E6-84517-00-00	CORD, TAILLIGHT	1	
28	90480-15061-00	GROMMET	2	

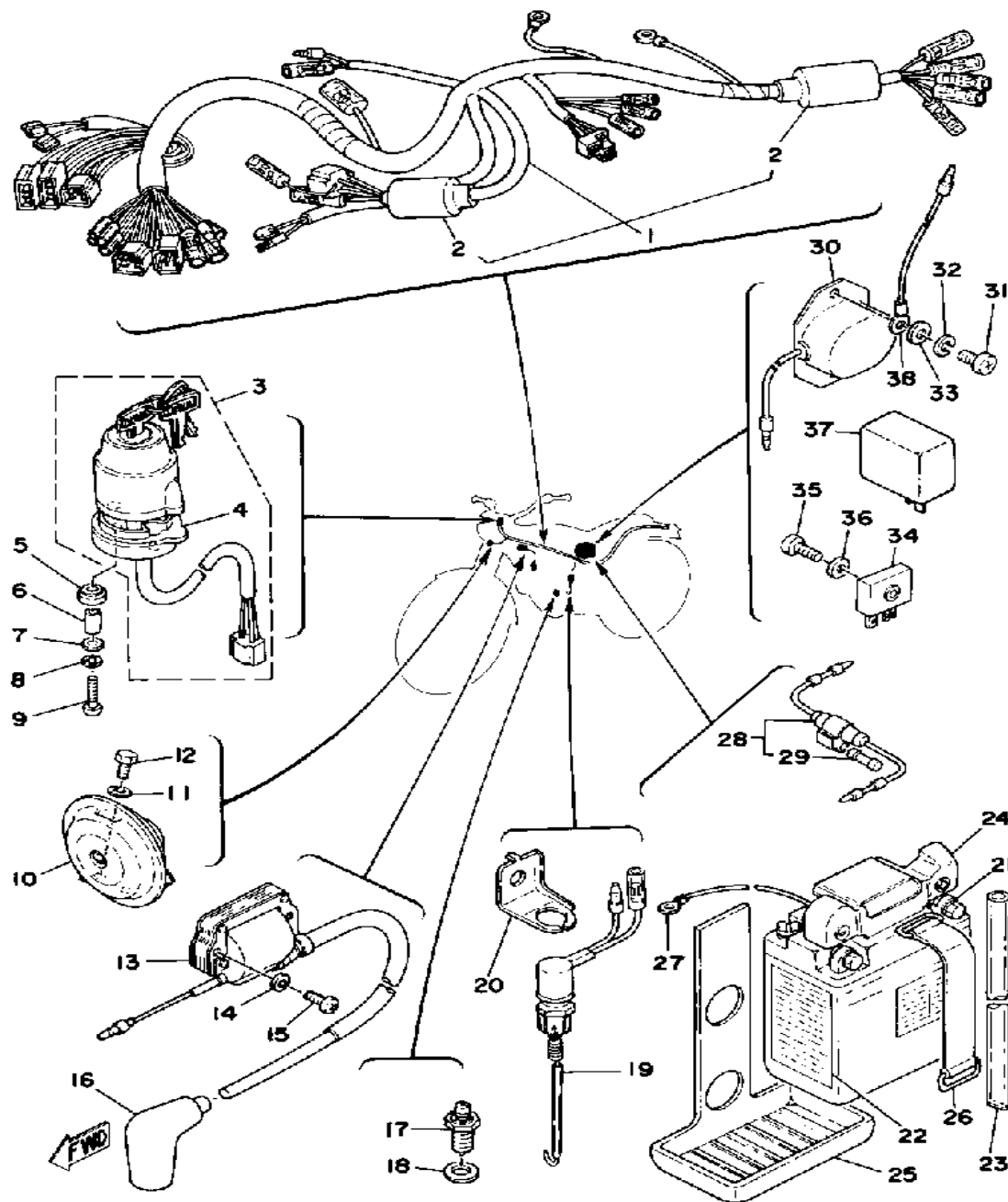
Headlight / Taillight / Signal Rating	6V35-35W / 6V25-5.3W / 6V17W
---------------------------------------	------------------------------



FLASHER LAMP

Ref. No.	Part Number	Description	Qty	Remarks
1	1M1-83310-60-00	FRT FLSHR LITE ASSEMBLY ASS"Y 1	2	
2	341-83312-70-00	. LENS, FLASHER	2	
3	1M1-83313-60-00	. GASKET, FLSHR LENS	2	
4	1M1-83309-60-00	. REFLECTOR	2	
5	115-83311-60-00	. BULB, FLASHER	2	
6	97780-30120-00	. SCREW, PANHEAD TAP	4	
7	1M1-83318-00-00	STAY, FLASHER 1	2	
8	95303-08800-00	NUT (CROWN) (95301-08800)	2	
9	90201-08452-00	WASHER, PLATE	2	
10	1T9-83330-60-00	R FLSHR LITE ASSEMBLY	2	
11	341-83312-70-00	. LENS, FLASHER	2	
12	1M1-83313-60-00	. GASKET, FLSHR LENS	2	
13	1M1-83309-60-00	. REFLECTOR	2	
14	115-83311-60-00	. BULB, FLASHER	2	
15	97780-30120-00	. SCREW, PANHEAD TAP	4	
16	1T2-83368-00-00	STAY, FLASHER	1	
17	1T2-83369-00-00	STAY, FLASHER	1	
18	92901-10100-00	WASHER, SPRING	2	
	92990-10100-00	WASHER, SPRING	2	
19	95303-10600-00	NUT (95301-10600)	2	

SEE GRID F-2 FOR ELECTRICAL SERVICE DATA

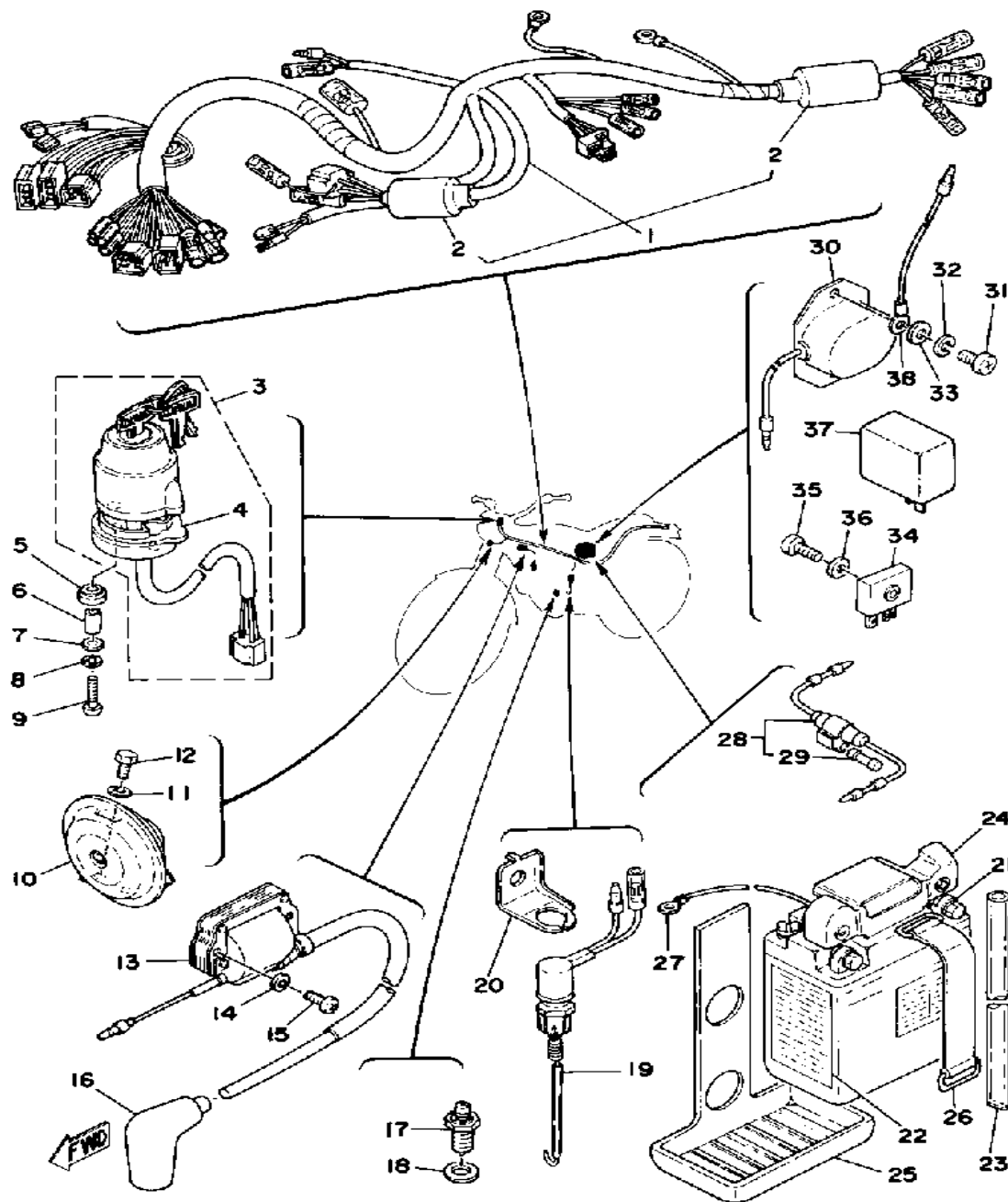


ELECTRICAL

Ref. No.	Part Number	Description	Qty	Remarks
1	(2H0-82590-61-00)	WIRE HARNESS ASSEMBLY ..	1	
2	(538-82599-10-00)	COVER, CONNECTER	2	
3	1E6-82508-01-00	MAIN SWITCH ASSEMBLY ...	1	
4	437-82555-00-00	. DAMPER, MAIN SWCH 1SWITCH 1	1	
5	1M1-82556-00-00	DAMPER, STOPPER	2	
6	437-82516-00-00	COLLAR, MAIN SWITCH	2	
7	90201-05031-00	WASHER, PLATE	2	
8	92990-05100-00	WASHER, SPRING	2	
9	98503-05025-00	SCREW, PAN HEAD (98501-05025)	2	
10	3Y1-83371-10-00	HORN	1	
11	92995-06100-00	WASHER, SPRING	2	
12	97013-06012-00	BOLT	2	
13	583-82310-50-00	IGNITION COIL ASSEMBLY ...	1	
14	92901-06600-00	WASHER	2	
15	98580-06020-00	SCREW	2	
16	512-82370-10-00	PLUG CAP ASSEMBLY	1	CANADA ONLY
	56J-82370-00-00	PLUG CAP ASSEMBLY	1	USA ONLY
17	2H7-82540-00-00	NEUTRAL SWITCH ASSEMBLY	1	
18	90430-10171-00	GASKET	1	
19	1T2-82530-02-00	STOP SWITCH ASSEMBLY ...	1	
20	1T2-21441-00-00	BRACKET, STOP SWTH	1	
21	BTY-6N63B-10-00	YUASA 6N6-3B-1 (1E6-82110-29)	1	G.S.
22	118-82141-09-00	LABEL, BATTERY	1	USA ONLY
23	90445-08336-00	HOSE	1	
24	1E6-82129-00-00	COVER, BATTERY	1	
25	1E6-82122-01-00	SEAT, BATTERY	1	
26	1E6-82131-00-00	BAND, BATTERY	1	

CONTINUED ON NEXT FRAME ►

SEE GRID F-2 FOR ELECTRICAL SERVICE DATA



ELECTRICAL

Ref. No.	Part Number	Description	Qty	Remarks
27	5F7-82519-00-00	WIRE, EARTH LEAD	1	
28	1E6-82150-00-00	FUSE HOLDER ASSEMBLY ...	1	
29	1E6-82151-00-00	. FUSE (10A)	2	
30	1E6-81910-62-00	VOLTAGE REG ASSEMBLY ..	1	
31	98580-06012-00	SCREW, PAN HEAD	2	
32	92995-06100-00	WASHER, SPRING	2	
33	92901-06600-00	WASHER	2	
34	353-81970-63-00	RECTIFIER ASSEMBLY	1	U.R.
	353-81970-63-00	RECTIFIER ASSEMBLY	1	U.R.STANLEY
35	98580-05016-00	SCREW, PAN HEAD	1	
36	92901-05600-00	WASHER, PLATE	1	
37	3BK-83350-00-00	FLASHER RELAY ASSEMBLY .	1	
38	(47X-82519-00-00)	WIRE, EARTH LEAD	1	
	512-82370-10-00	PLUG CAP ASSEMBLY	1	OPTIONAL EQUIPMENT WITH NOISE SUPPRESSOR

GASKET KIT

Ref.	Part			
No.	Number	Description	Qty	Remarks
38	(2H0-00000-20-00)	GSKTKT XT/TT500E/F		
	2J2-11181-09-00	. GASKET, CYLINDER HEAD 1	1	
	341-12119-02-00	. SEAL, VALVE STEM	2	
	3HT-15451-00-00	. GASKET, CRCS COVER	1	
	3HT-15462-00-00	. GASKET, CRCS CVR 3	1	
	583-11351-00-00	. GASKET, CYLINDER	1	
	583-13414-00-00	. GASKET, STRNR COVER ...	1	
	583-15457-00-00	. GASKET	1	
	583-15466-00-00	. GASKET 2	1	
	90201-08087-00	. WASHER, PLATE	4	
	90430-09121-00	. GASKET	1	
	90430-38054-00	. GASKET	1	
	93210-07438-00	. O-RING	1	
	93210-10197-00	. O-RING	1	
	93210-15171-00	. O-RING	1	
	93210-22298-00	. O-RING	1	
	93210-49296-00	. O-RING	2	
	93210-64297-00	. O-RING	1	
	93210-92295-00	. O-RING	1	

MOTORCYCLE
M8-041A**XT500F**
1979 SERVICE DATA

This bulletin replaces M8-041.
Please remove and destroy bulletin M8-041. ▲ Denotes a change from the original bulletin.

MODEL — .BM I.D. NUMBER	XT500F	2HO
Initial Engine Number / Frame Number	1E6-220101 / 1E6-220101	
Basic Color(s)	Clean White	
Fuel Type / Fuel Tank Capacity / Reserve Capacity	Regular / 8.5 Lit. (2.2 Gal.) / 1.9 Lit. (0.5 Gal.)	
Dry Vehicle Weight	138 kg (304 lbs.)	
ENGINE TYPE	4-Stroke, SOHC, Air-Cooled	
Bore/Stroke/Number Cylinders/Displacement (cc)	87mm / 84mm / 1 / 499cc	
Compression Ratio/Compression Pressure Min ~ Max	9.0:1 / 9.5 ~ 10.5 kg/cm ²	
Piston Skirt Clearance New / Max	0.050 ~ 0.055mm / 0.1mm	
Ring End Gap Top / 2nd / 3rd	0.3 ~ 0.5mm / 0.3 ~ 0.5mm / 0.2 ~ 0.9mm	
Valve Clearance (Cold) Intake / Exhaust	0.10mm / 0.15mm	
Oil Pressure Hot / rpm	Ø	
Oiling System	Dry Sump	
Capacity: Dry	2400cc	
Oil and Filter Change	2100cc	
Oil Change	2000cc	
Lubricant: Temp. Above 5°C (40°F)	Yamalube 4* or SAE 20W40 SE	
Temp. Below 15°C (60°F)	Yamalube 4* or SAE 20W40 SE	
AUTOLUBE — Min Stroke / Color Code	Ø	
Minimum Output @ 200 Cycles	Ø	
Maximum Output @ 200 Cycles	Ø	
CARBURETOR — Mfr. / Type / I.D. Numbe	Mikuni / VM32SS / 2HO-61	
Main Jet / Pilot Jet	230 / 25	
Needle Jet / Jet Needle-Clip Position	Q-0 / 6FL24-3	
Slide Cutaway or Throttle Valve	3.5	
Float Level	22.0 ± 1mm	
Idle rpm	1200 rpm	
CO % @ Idle (Diagnostic Use Only)	3 ± 2%	
SUSPENSION		
Front Forks: Oil Type / Level / Qty	10 Wt. Fork Oil* / Ø / 223	
Gas Pressure	Ø	
Spring Length Std.	445.5mm	
Monoshock: Oil Type / Qty	Ø	
Gas Pressure	Ø	
Minimum Brake Lining Thickness	Front: 2mm Rear: 2mm	
Tire Size (Nominal Pressure)	F: 3.00-21 (1.5 kg/cm ² / 21 psi) R: 4.00-18 (1.5 kg/cm ² / 21 psi)	
TRANSMISSION — Oil Type/Qty Chg/Qty Reassemble	See ENGINE Above	
Primary Drive Type / Teeth / Ratio	Spur Gear / 77-30 / 2.566	
Secondary Drive Type / Teeth / Chain	Chain / 44-16 / DID520TR-100L	
Clutch Friction Plate Thickness Std ~ Min	2.8 ~ 2.5mm	
Clutch Spring Length Std ~ Min	41.2mm ~ 40.0mm	
Middle Gear Case Capacity	Ø	
Final Gear Case Capacity	Ø	
Gear Case Lubricant: Temp. Above 5°C (40°F)	Ø	
Temp. Below 15°C (60°F)	Ø	
All Weather Conditions	Ø	

CHARGING SYSTEM	Flywheel Magneto / Single Phase / Half Wave
Battery: Model / Specific Gravity / Charge Rate	GS 6N6-3B (6V 6AH) / 1.26 / 0.6A
Maximum Output	8.7V 1.5A @ 5000 rpm
TROUBLESHOOTING	
Field Coil Color Code / Ω	Ø
Charge Coil Color Code / Ω	▲ Wht ~ Gnd / 0.21 Ω ± 10%
IGNITION SYSTEM	Flywheel Magneto - External Rotor
Ignition Timing	7° Mark
	Std: 7° @ 1200 rpm Adv: 27° @ 3000 rpm
Spark Plug Type	NGK BP7ES or Champion N-7Y
Spark Plug Gap / Torque / Cap Ω	0.7 ~ 0.8mm / 2.0 m·kg / 5K Ω ± 10%
Point Gap / Condenser Capacitance	0.3 ~ 0.4mm / 0.22 μF ± 15%
TROUBLESHOOTING	
Ignition Coil Test Gap / Primary Ω / Secondary Ω	6mm / 0.75 Ω ± 10% / 5.7K Ω ± 20%
Pulser Coil or Pickup Coil Color Code / Ω	Ø
Source Coil Color Code / Ω	Blk ~ Gnd / 2.13 Ω ± 10%
LIGHTING SYSTEM	
Headlight / Taillight / Signal Rating	6V35-35W / 6V25-5.3W / 6V17W
TROUBLESHOOTING	
Lighting Coil Color Code / Ω	▲ Yel ~ Gnd / 0.17 Ω ± 10%
TORQUE VALUES	
Front Axle Nut	14 x 1.5: 8.5 m·kg
Front Axle Holder Nut	8 x 1.25: 1.9 m·kg
Rear Axle Nut	16 x 1.5: 7.8 m·kg
Rear Axle Pinch Bolt	Ø
Clutch Nut	18 x 1.0: 6.0 m·kg
Drain Plug	14 x 1.5: 3.0 m·kg
Cylinder Head Cover	6 x 1.0: 1.2 m·kg
Cylinder Head:	Stud 10 x 1.25: 2.0 m·kg / Nut 10 x 1.25: 3.8 m·kg
	6 x 1.0: 1.2 m·kg
Engine Mounting Bolts: Front, Upper	10 x 1.25: 4.8 m·kg
Front, Lower	10 x 1.25: 4.8 m·kg
Rear, Upper	10 x 1.25: 4.8 m·kg
Rear, Lower	10 x 1.25: 4.8 m·kg
Engine, Upper	8 x 1.25: 2.5 m·kg

Ø = Does Not Apply To This Model

NA = Information Not Available

*Available From Yamaha Parts Distributors Inc.

