

# **YAMAHA**

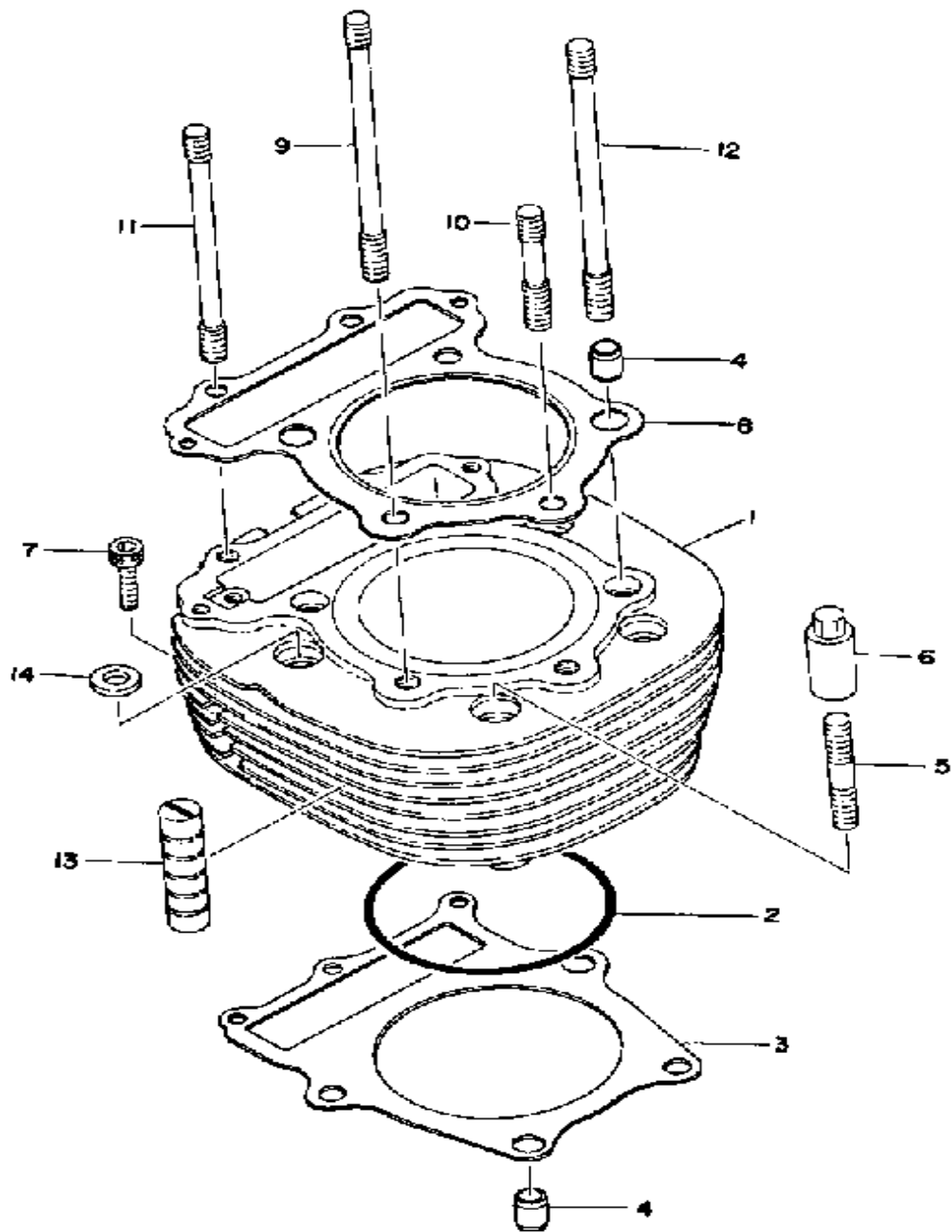
# **GENUINE**

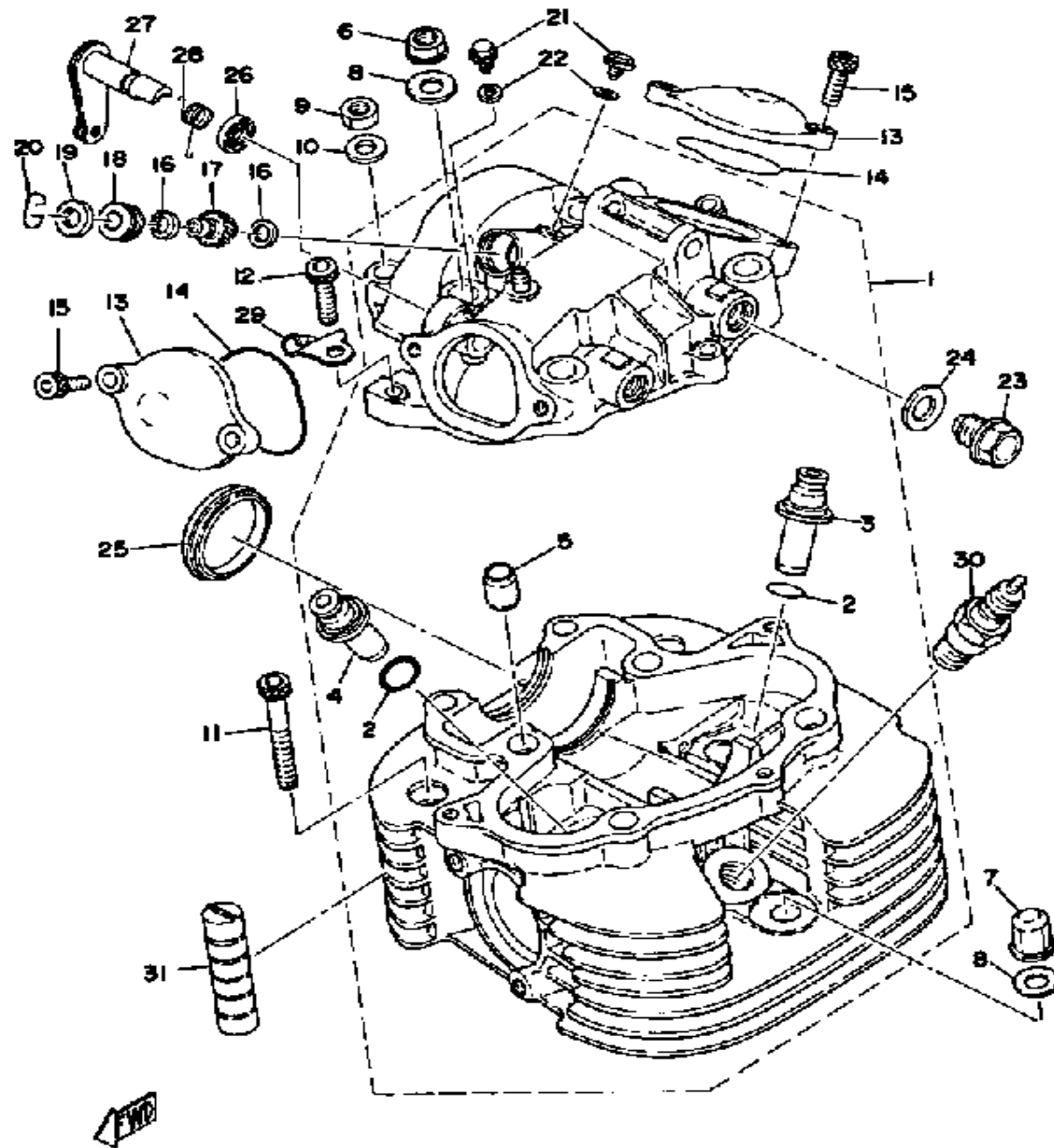
## **PARTS CATALOGUE**

## **MOTORCYCLE**

# CYLINDER

Ref. No.	Part Number	Description	Qty	Remarks
1	583-11310-00-00	CYLINDER .....	1	
2	93210-92295-00	O-RING .....	1	
3	583-11351-00-00	GASKET, CYLINDER .....	1	
4	99530-14016-00	PIN, DOWEL .....	4	
5	90116-10087-00	BOLT, STUD .....	4	M10-46L
6	90179-10201-00	NUT .....		
7	90110-06138-00	BOLT, HEX SKT HEAD .....	3	
8	2J2-11181-09-00	GASKET, CYLINDER HEAD 1 .	1	
9	90116-10222-00	BOLT, STUD .....	2	M10-163L
10	90116-10223-00	BOLT, STUD .....	1	M10-68L
11	90116-08190-00	BOLT, STUD .....	2	M8-143L
12	90116-10225-00	BOLT, STUD .....	2	M10-173L
13	583-11127-00-00	ABSORBER 3 .....	2	
14	90201-10590-00	WASHER, PLATE .....	4	



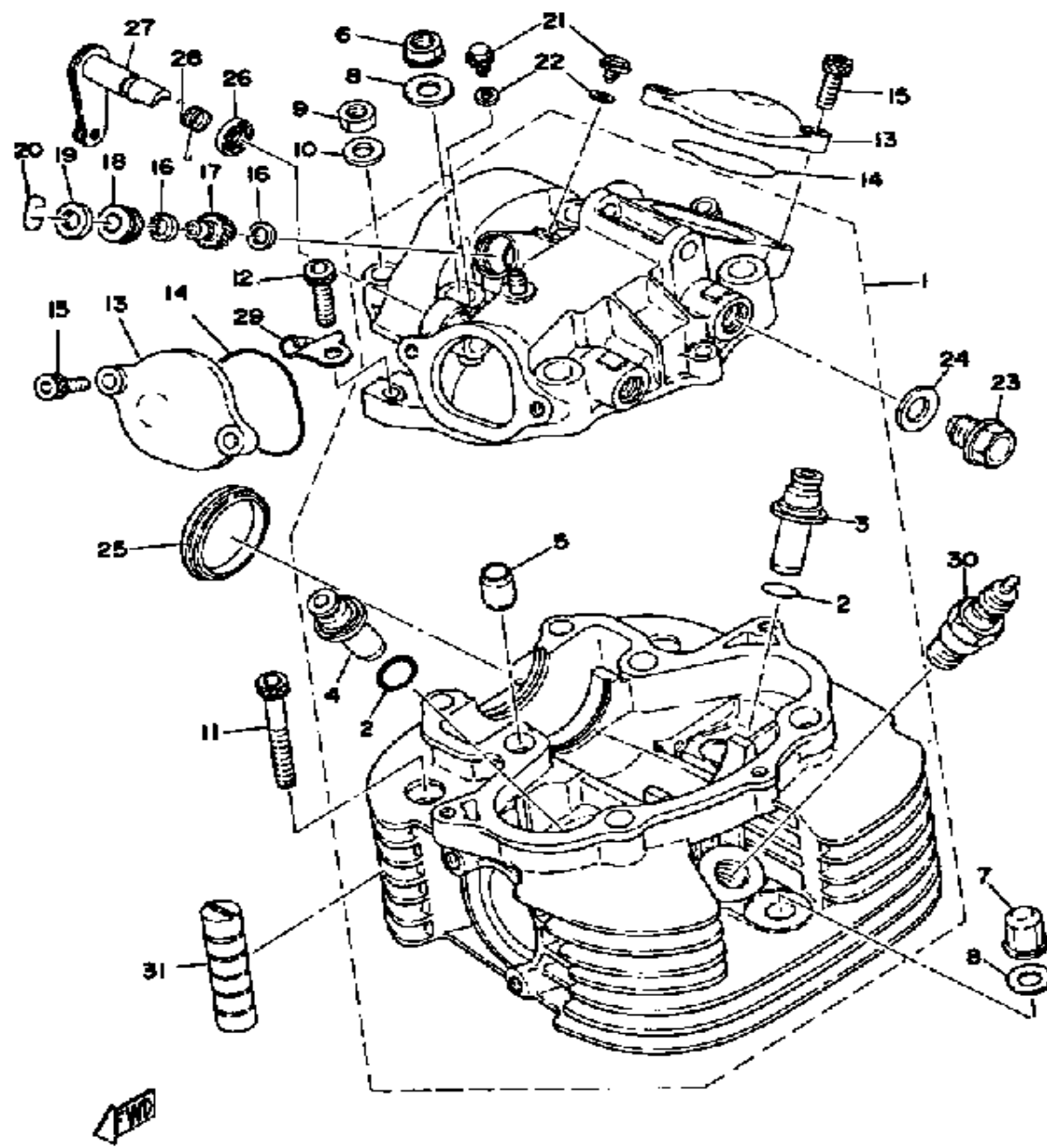


# CYLINDER HEAD - CYLINDER HEAD COV

Ref. No.	Part Number	Description	Qty	Remarks
1	(2H0-11110-00-R4)	CYLINDER HEAD ASSEMBLY .	1	
	(99999-00953-00)	CYLINDER HEAD ASSEMBLY .	1	
	583-13161-01-00	. PIPE, DELIVERY 1 . . . . .	1	
2	93210-14299-00	. O-RING . . . . .	2	
3	583-11133-11-00	. GDE, INTK VLV 1 O/S . . . . .	1	
4	583-11134-11-00	. GDE, EXST VLV 1 O/S (1ST O.S.) . . . . .	1	
5	99530-14016-00	. PIN, DOWEL . . . . .	2	
6	90176-10049-00	NUT, CROWN . . . . .	4	
7	90176-10049-00	NUT, CROWN . . . . .	1	
8	90201-10124-00	WASHER, PLATE . . . . .	5	
9	95333-08600-00	NUT, HEXAGON . . . . .	2	
10	92901-08600-00	WASHER . . . . .	2	
11	91316-06055-00	BOLT, SOCKET HEAD . . . . .	2	
12	91316-06025-00	BOLT . . . . .	3	
13	583-11186-00-00	COVER, CYLINDER. HEAD 2 . .	2	
14	93210-49296-00	O-RING . . . . .	2	
15	91316-06018-00	BOLT, SOCKET HEAD . . . . .	4	
16	90201-084L7-00	WASHER, PLATE . . . . .	2	
17	1E6-17841-00-00	GEAR, DRIVEN . . . . .	1	
18	1E6-17843-00-00	BUSH, DRVN GR OUTER . . . . .	1	
19	93101-08132-00	OIL SEAL, S-TYPE . . . . .	1	
20	102-25137-00-00	RING, STOP . . . . .	1	
21	90109-06418-00	BOLT . . . . .	2	
22	90430-06016-00	GASKET . . . . .	2	
23	90340-14038-00	PLUG, STRAIGHT SCRW . . . . .	2	
24	90430-14043-00	GASKET . . . . .	2	
25	90338-47065-00	PLUG, SPEC'L SHAPE . . . . .	1	
26	93104-12054-00	OIL SEAL, SO-TYPE . . . . .	1	

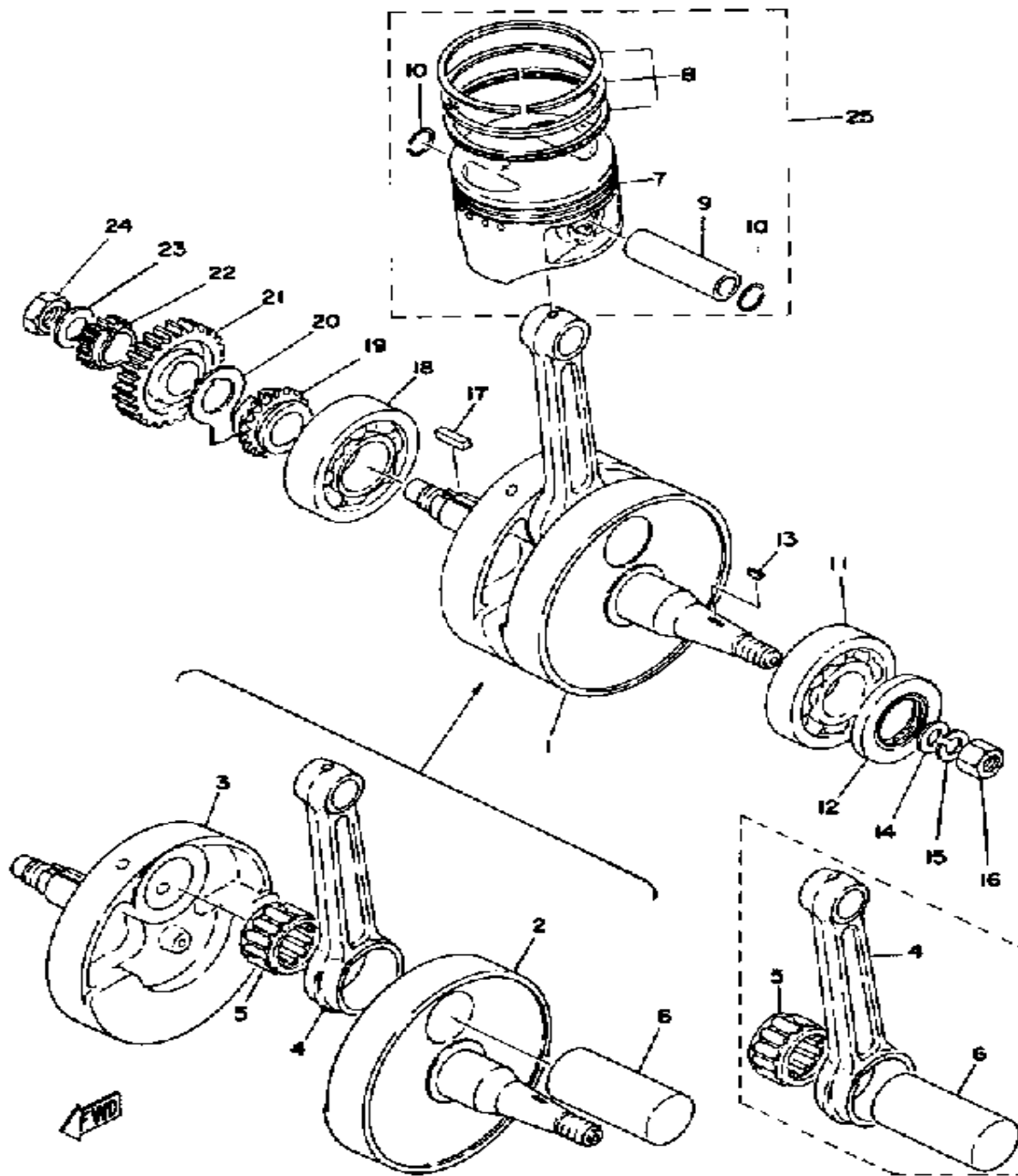
CONTINUED ON NEXT FRAME ➤

# CYLINDER HEAD - CYLINDER HEAD COV



Ref. No.	Part Number	Description	Qty	Remarks
27	583-12288-00-00	CAM, DCOMP .....	1	
28	90508-16303-00	SPRING, TORSION .....	1	
29	583-12283-00-00	BRACKET, DCOMP .....	1	
30	NGK-BP7ES-00-00	PLUG, SPARK (NGK BP-7ES) .	1	
31	583-11127-00-00	ABSORBER 3 .....	2	

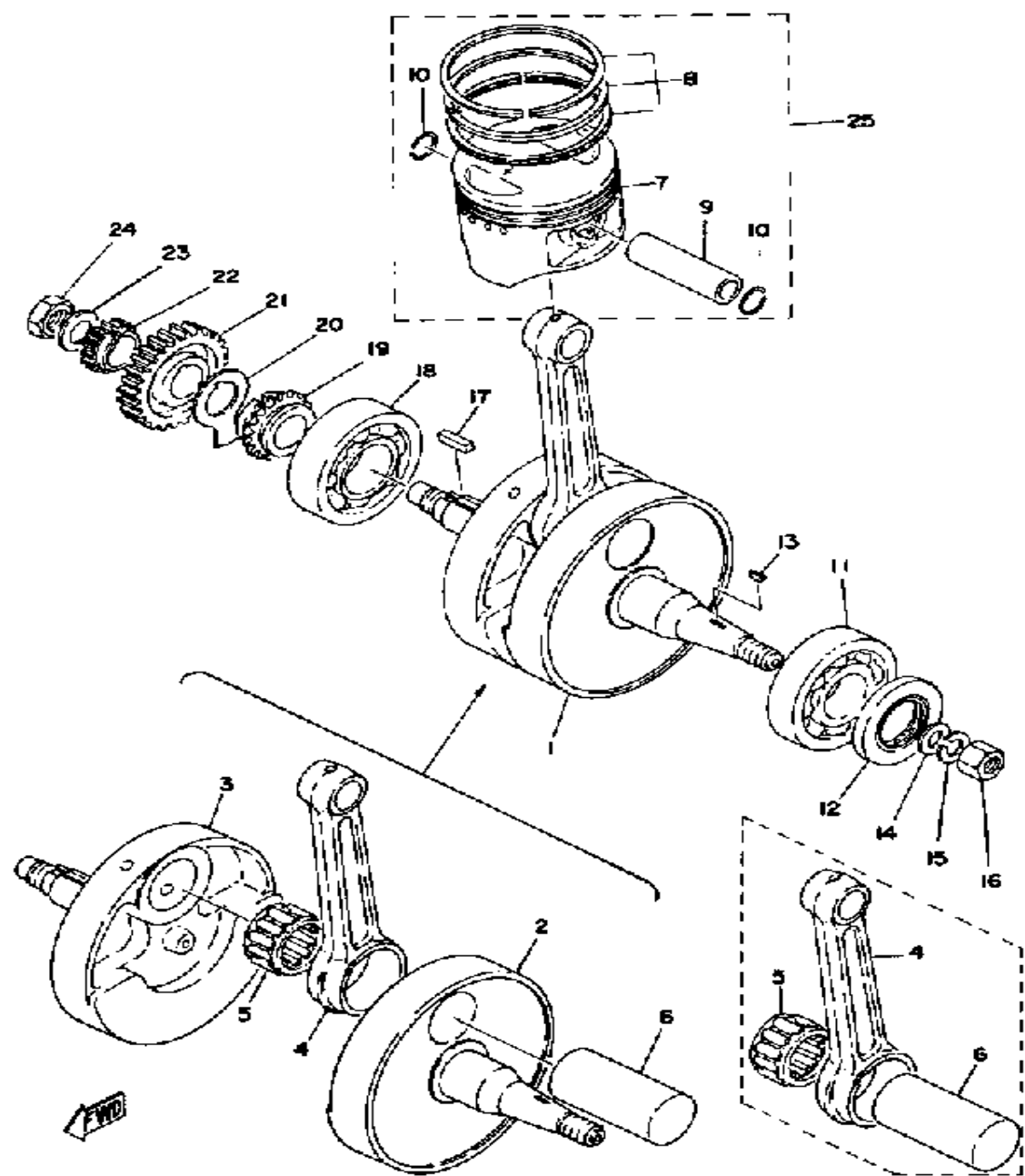
# CRANK - PISTON



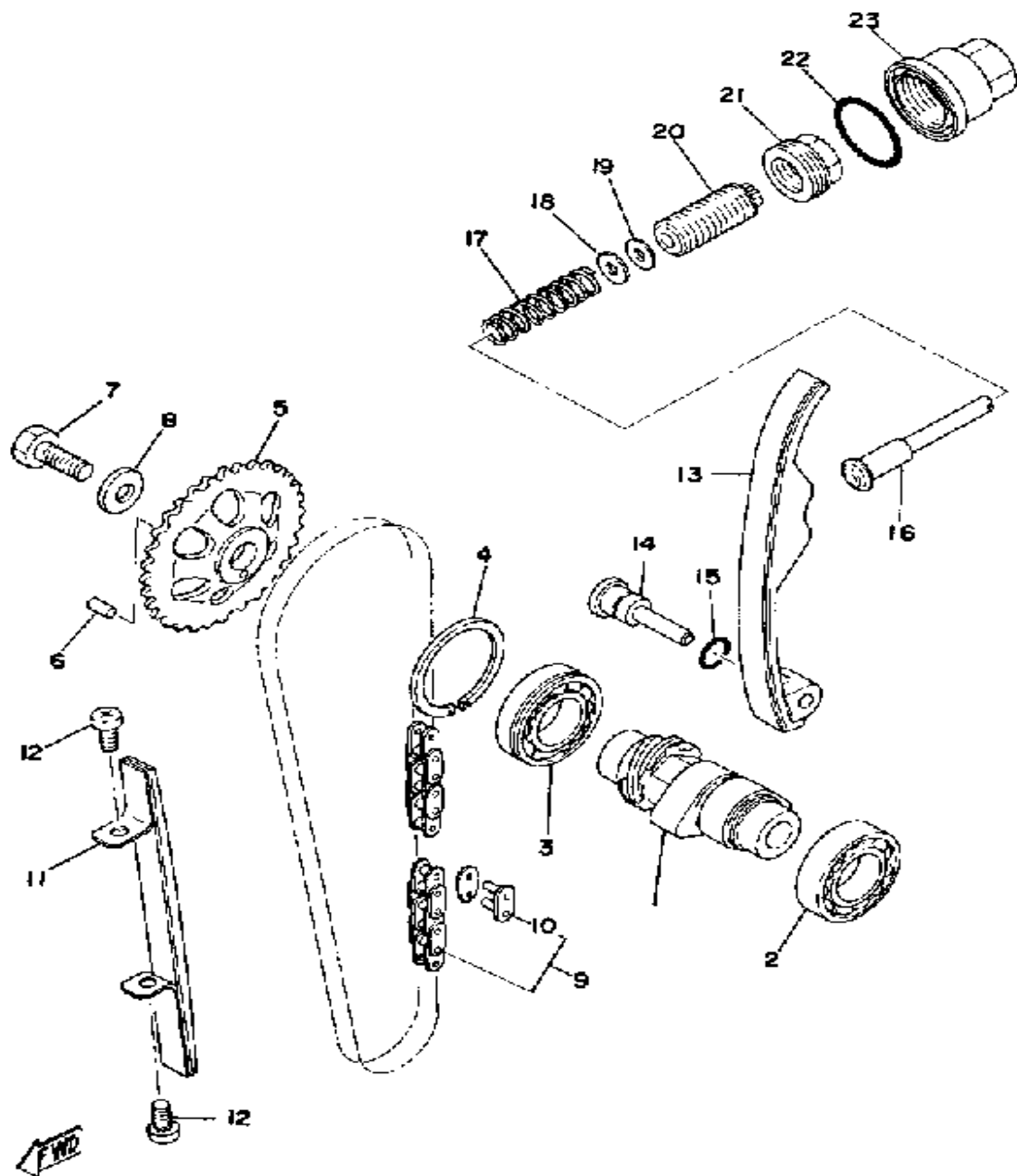
Ref. No.	Part Number	Description	Qty	Remarks
1	(583-11400-00-00)	CRANKSHAFT ASSEMBLY ...		
2	(583-11412-00-00)	CRANK 1 .....	1	
3	(583-11422-00-00)	CRANK 2 .....	1	
4	583-11651-00-00	. ROD, CONNECTING .....	1	
5	93310-635A5-00	. BEARING, CYLINDER.# 0 ...	1	
6	583-11681-00-00	. PIN, CRANK 1 .....	1	
7	583-11631-02-95	PISTON STD .....	1	
	583-11635-02-00	PISTON 1 O/S 0. 5 .....	1	ALTERNATE PART
	583-11636-02-00	PISTON 2 O/S 0. 0 .....	1	ALTERNATE PART
	583-11637-02-00	PISTON 3 O/S 0. 5 .....	1	ALTERNATE PART
	583-11638-02-00	PISTON 4 O/S 1. 0 .....	1	ALTERNATE PART
8	583-11610-02-00	PISTON RINGSET STD (583-11610-01) .....	1	ALTERNATE PART
	583-11610-12-00	PISTON RINGSET 1ST (583-11610-11) .....	1	ALTERNATE PART
	583-11610-22-00	PISTON RINGSET 2ND (583-11610-21) .....	1	ALTERNATE PART
	583-11610-32-00	PISTON RINGSET 3RD (583-11610-31) .....	1	ALTERNATE PART
	583-11610-42-00	PISTON RINGSET 4TH (4TH O/S) .....	1	ALTERNATE PART
9	11H-11633-00-00	PIN, PISTON (583-11633-00) ..	1	
10	93450-22027-00	CIRCLIP .....	2	
11	93306-30630-00	BEARING .....	1	
12	93102-30145-00	OIL SEAL, SD-TYPE .....	1	
13	90280-16053-00	KEY, WOODRUFF .....	1	
14	90201-12593-00	WASHER, PLATE .....	1	
15	92901-12100-00	WASHER, SPRING .....	1	
16	90170-12347-00	NUT, HEXAGON .....	1	
17	90282-07021-00	KEY, STRAIGHT .....	1	

**CONTINUED ON NEXT FRAME ►**

# CRANK - PISTON



Ref. No.	Part Number	Description	Qty	Remarks
18	93306-30702-00	BEARING (B6307) .....	1	
19	583-11549-00-00	SPROCKET, CAM CHAIN .....	1	
20	583-11533-00-00	PLATE, ABSORBER .....	1	
21	583-16111-00-00	GEAR, PRI DRIVE .....	1	
22	583-11536-00-00	GEAR, DRIVE (21T) .....	1	
23	90208-16019-00	WASHER, CONICAL SPRING ..	1	
24	90170-16182-00	NUT .....	1	
25	(583-11630-22-00)	PISTON KIT 2ND .....	1	ALTERNATE PARTSREF. NO. 73~10
	583-11630-02-00	PISTON KIT STD (STD) (583-11630-00) .....	1	ALTERNATE PARTS
	583-11630-12-00	PISTON KIT 1ST (1ST O.S.) (583-11630-10) .....	1	ALTERNATE PARTS
	583-11630-32-00	PISTON KIT 3RD (3RD O.S.) ..	1	ALTERNATE PARTS
	583-11630-42-00	PISTON KIT 4TH (4TH O.S.) ...	1	ALTERNATE PARTS

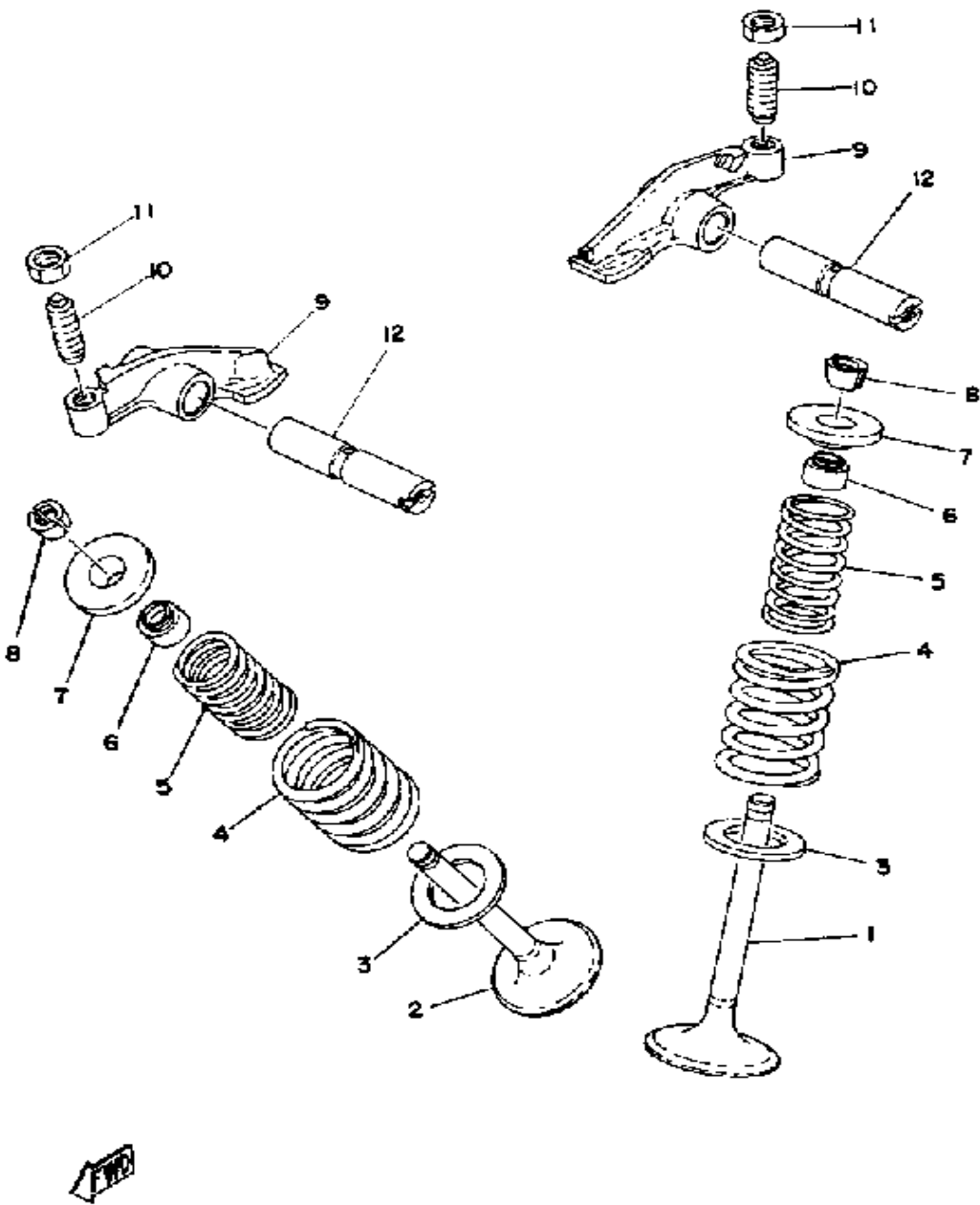


## CAMSHAFT - CHAIN TENSIONER

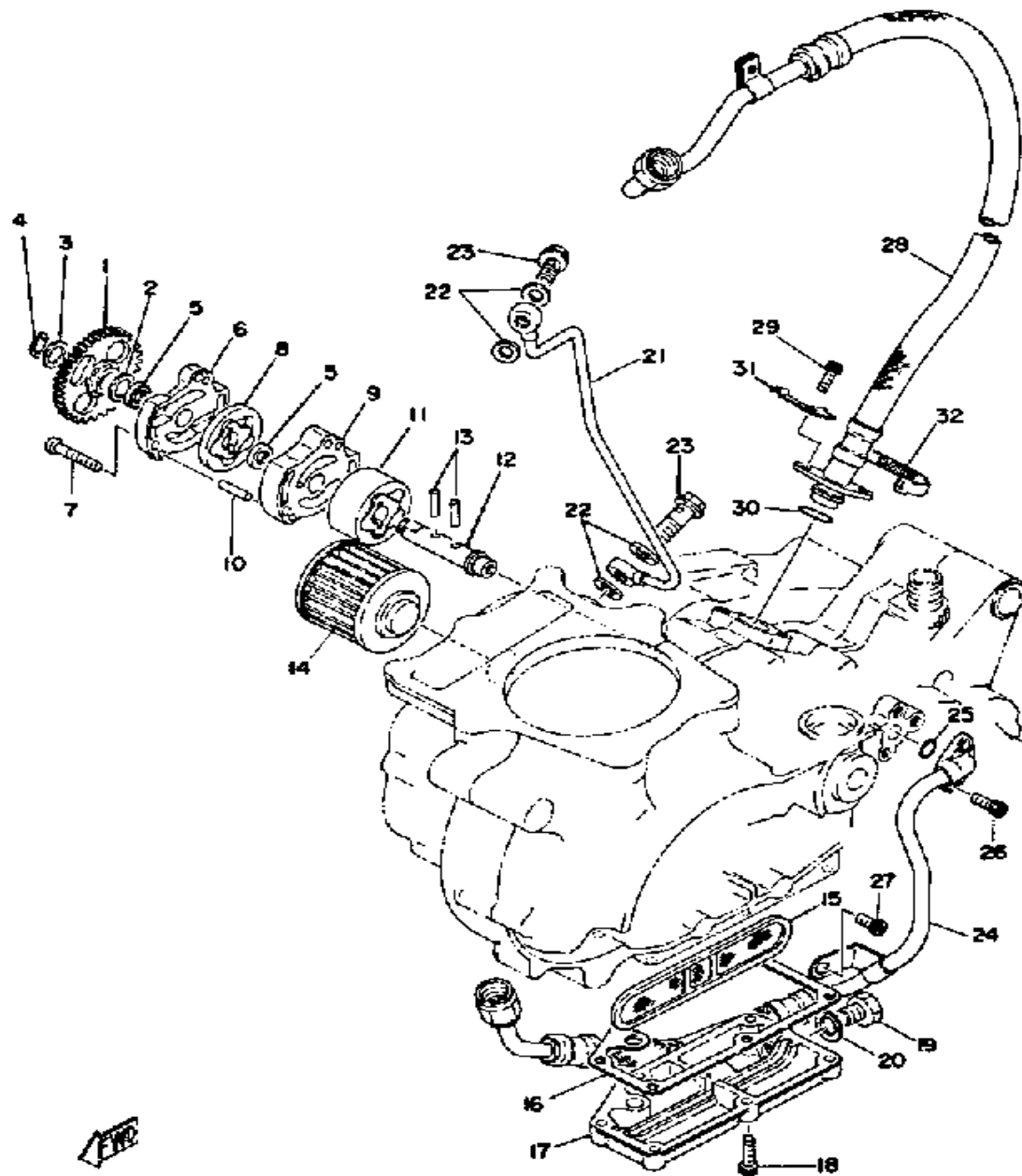
Ref. No.	Part Number	Description	Qty	Remarks
1	583-12171-01-00	CAMSHAFT 1 .....	1	M6-011
2	93306-00501-00	BEARING (B6005) .....	1	
3	93306-00519-00	BEARING .....	1	
4	93440-47044-00	CIRCLIP, OUTER .....	1	
5	583-12176-00-00	SPROCKET, CAM CHAIN .....	1	
6	93604-10011-00	PIN, DOWEL .....	1	
7	90101-10303-00	BOLT .....	1	
8	90201-10774-00	WASHER, PLATE .....	1	
9	94500-02106-00	CHAIN .....	1	
10	94600-02001-00	. JOINT, CHAIN (BF05M) .....	1	
11	583-12231-00-00	GUIDE, STOPPER 1 .....	1	
12	98580-06012-00	SCREW, PAN HEAD .....	2	
13	341-12241-03-00	GUIDE, STOPPER 2 .....	1	
14	583-12247-00-00	SHAFT, TENSIONER .....	1	
15	93210-12152-00	O-RING .....	1	
16	583-12217-00-00	ROD, CHN TENSIONER .....	1	
17	90501-14095-00	SPRING, COMPRESSION .....	1	
18	90201-06589-00	WASHER, PLATE .....	1	
19	583-12232-01-00	DAMPER (583-12232-00) .....	1	
20	90149-18191-00	SCREW, SPEC'L SHAPE .....	1	
21	90179-18199-00	NUT, SPEC'L SHAPE .....	1	
22	93210-32172-00	O-RING .....	1	
23	583-12212-00-00	CASE, CHAIN TENSNR .....	1	

# VALVE - ROCKER ARM

Ref. No.	Part Number	Description	Qty	Remarks
1	583-12111-00-00	VALVE, INTAKE .....	1	
2	583-12121-00-00	VALVE, EXHAUST .....	1	
3	256-12116-01-00	SEAT, VALVE SPRING .....	2	
4	90501-42377-00	SPRING, COMPRESSION .....	2	
5	90501-29376-00	SPRING, COMPRESSION .....	2	
6	341-12119-02-00	SEAL, VALVE STEM .....	2	
7	256-12117-02-00	RETAINER, VALVE SPR .....	2	
8	341-12118-00-00	COTTER, VALVE .....	4	
9	583-12151-00-00	ARM, VALVE ROCKER .....	2	
10	90149-08098-00	SCREW, SPEC''L SHAPE .....	2	
11	90170-08173-00	NUT, HEXAGON .....	2	
12	583-12156-01-00	SHAFT, ROCKER .....	2	



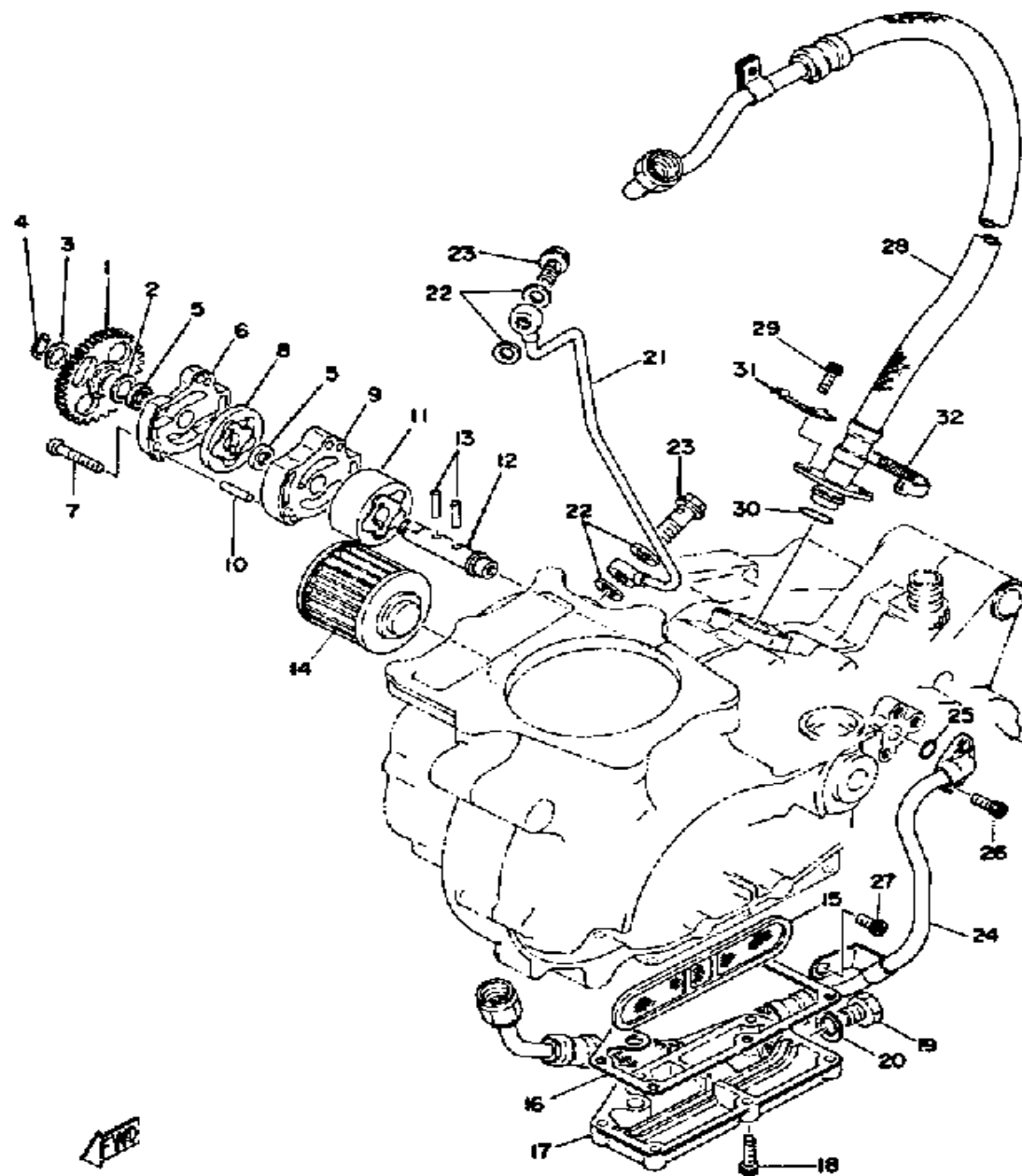




## OIL PUMP - OIL CLEANER

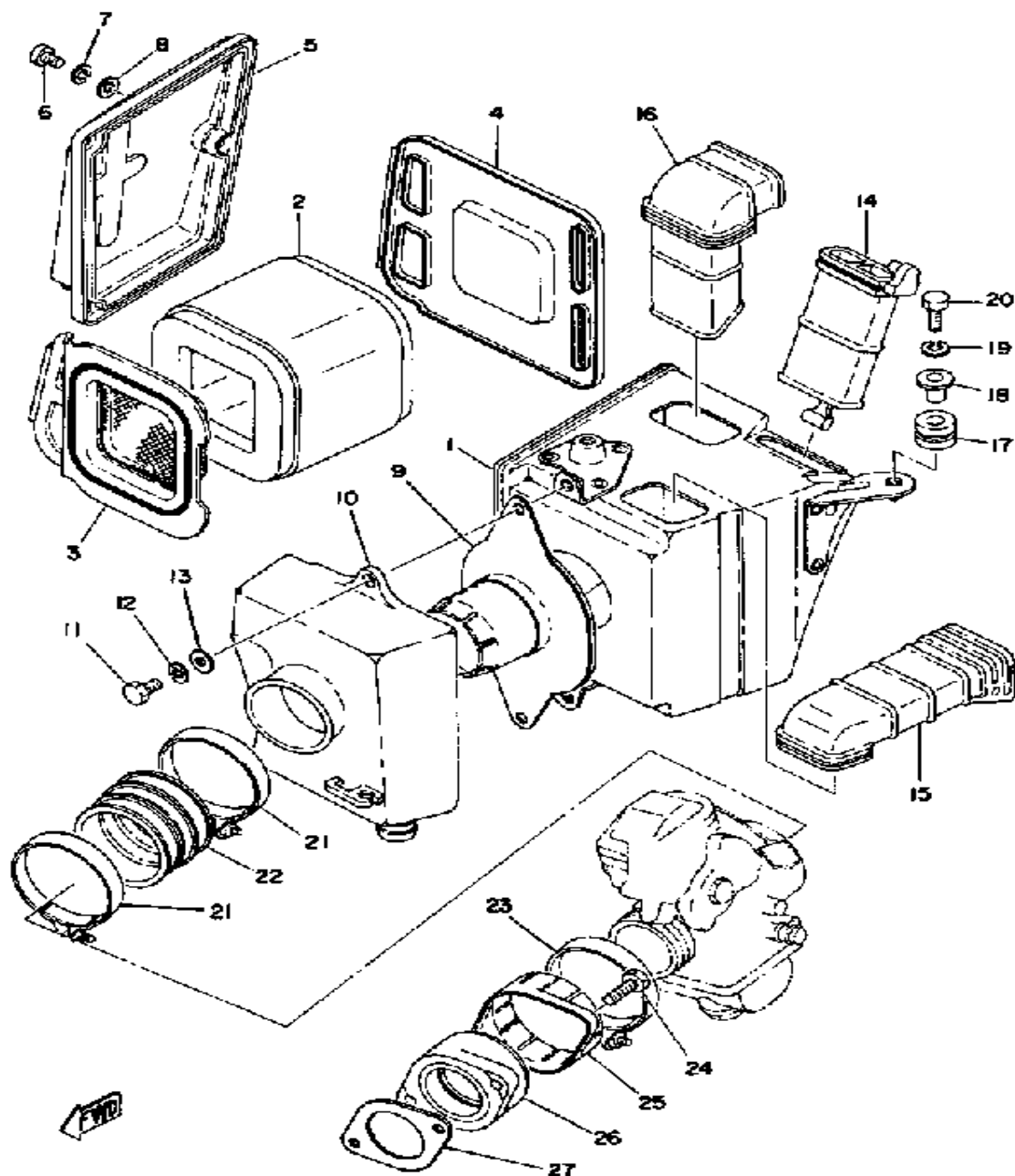
Ref. No.	Part Number	Description	Qty	Remarks
1	583-13325-00-00	GEAR, PUMP DRIVEN .....	1	
2	90201-12166-00	WASHER, PLATE .....	1	
3	90201-10119-00	WASHER, PLATE .....	1	
4	99009-10400-00	CIRCLIP .....	1	
5	93104-11038-00	OIL SEAL, SO-TYPE .....	2	
6	98580-06018-00	. SCREW, PAN HEAD .....	2	
	99999-00996-00	. CVR/HOUSING COMP .....	1	
7	98580-06030-00	SCREW PAN HEAD .....	3	
8	583-13310-01-00	ROTOR ASSEMBLY 1 .....	1	
9	99999-00996-00	CVR/HOUSING COMP .....	1	
10	93604-22050-00	PIN, DOWEL .....	2	
11	583-13320-00-00	ROTOR ASSEMBLY 2 .....	1	
12	583-13314-00-00	SHAFT, PUMP .....	1	
13	93603-17070-00	PIN, DOWEL .....	2	
14	4X7-13440-90-00	ELMNT ASSEMBLY, OIL CLNR	1	
15	583-13411-00-00	STRAINER, OIL .....	1	
16	583-13414-00-00	GASKET, STRNR COVER ....	1	
17	583-13417-01-00	COVER, STRAINER .....	1	
18	91316-06020-00	BOLT, SOCKET HEAD .....	6	
19	90101-14259-00	BOLT .....	1	
20	214-11198-01-00	GASKET .....	1	
21	583-13161-01-00	PIPE, DELIVERY 1 .....	1	
22	90201-08087-00	WASHER, PLATE .....	4	
23	90401-08038-00	BOLT, UNION .....	2	
24	583-13464-00-00	HOSE, OIL 1 .....	1	
25	93210-10197-00	O-RING .....	1	
26	91316-06016-00	BOLT, SOCKET HEAD .....	2	
27	91316-06012-00	BOLT, SOCKET HEAD .....	1	
28	583-13465-02-00	HOSE, OIL 2 .....	1	

CONTINUED ON NEXT FRAME ➤



## OIL PUMP - OIL CLEANER

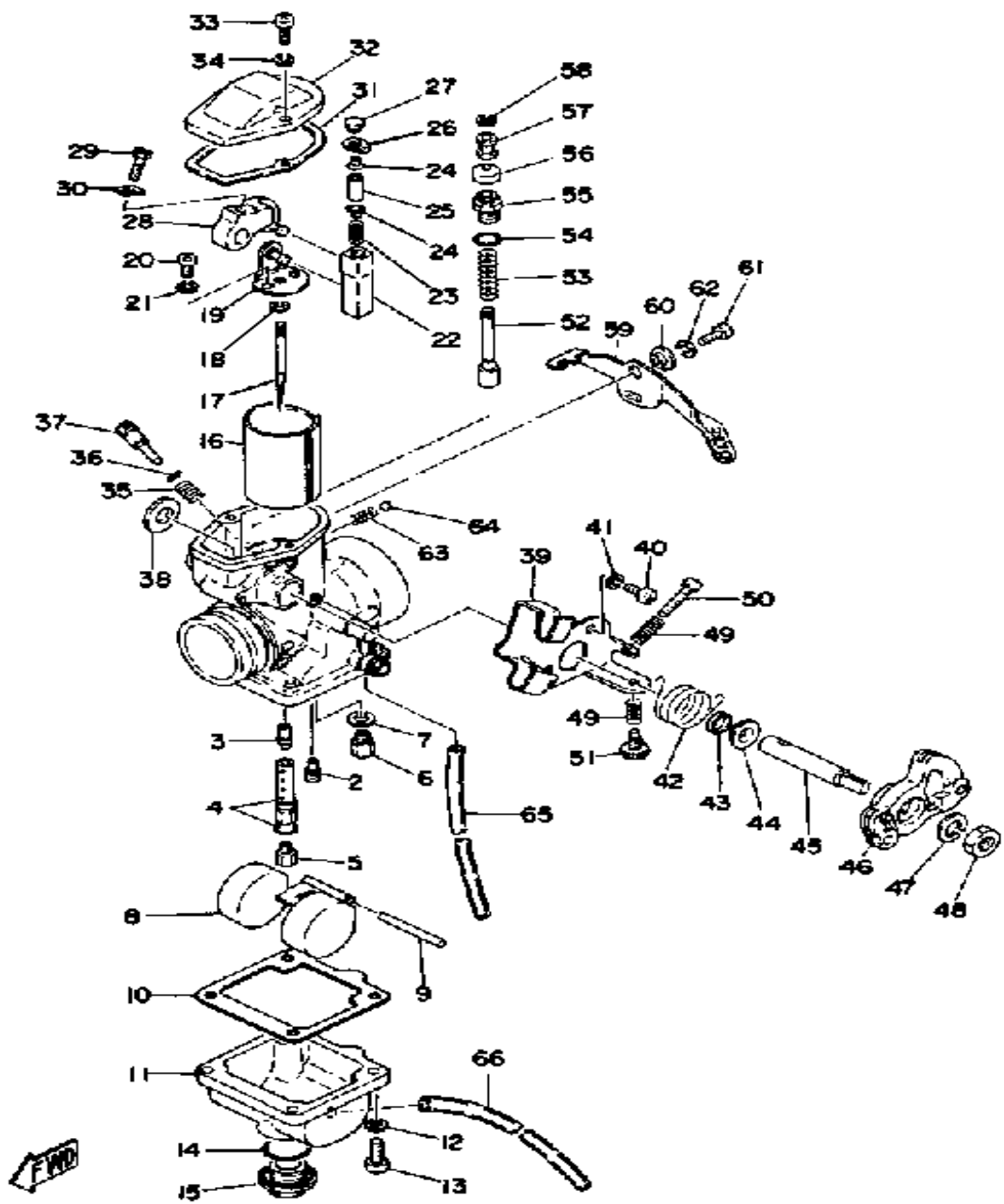
Ref. No.	Part Number	Description	Qty	Remarks
29	91316-06016-00	BOLT, SOCKET HEAD .....	2	
30	93210-15171-00	O-RING .....	1	
31	90465-06077-00	CLAMP .....	1	
32	437-83936-01-00	BAND, SWITCH CORD .....	1	



# INTAKE

Ref. No.	Part Number	Description	Qty	Remarks
1	583-14411-01-00	CASE, AIR CLEANER 1 .....	1	
2	583-14451-09-00	ELEMENT, AIR CLNR .....	1	
3	583-14468-01-00	PLATE, ELEMENT FTNG .....	1	
4	583-14472-00-00	PLATE, ELEMENT .....	1	
5	583-14422-00-00	CAP, CLEANER CASE 2 .....	1	
6	98580-05012-00	SCREW, PAN HEAD .....	3	
7	92990-05100-00	WASHER, SPRING .....	3	
8	92901-05600-00	WASHER, PLATE .....	3	
9	583-14485-00-00	PIPE, JOINT .....	1	
10	583-14421-00-00	CASE, AIR CLEANER 2 .....	1	
11	97011-06020-00	BOLT .....	2	
12	92995-06100-00	WASHER, SPRING .....	2	
13	92901-06600-00	WASHER .....	2	
14	(583-14437-00-00)	DUCT .....	1	
15	583-14431-00-00	SILENCER, INTAKE 1 .....	1	
16	583-14441-00-00	SILENCER, INTAKE 2 .....	1	
17	90480-14023-00	GROMMET .....	2	
18	90387-07391-00	COLLAR .....	2	
19	92995-06100-00	WASHER, SPRING .....	2	
20	97011-06025-00	BOLT (97001-06025) .....	2	
21	90460-58015-00	CLAMP, HOSE .....	2	
22	583-14453-00-00	JOINT, AIR CLNR 1 .....	1	
23	90460-61063-00	CLAMP, HOSE (256-14455-00) .	1	
24	91316-06020-00	BOLT, SOCKET HEAD .....	2	
25	256-13564-00-00	COVER, CARB.JOINT .....	1	
26	583-13565-01-00	JOINT, CARBURETOR .....	1	
27	583-13556-01-00	GASKET, MANIFOLD .....	1	

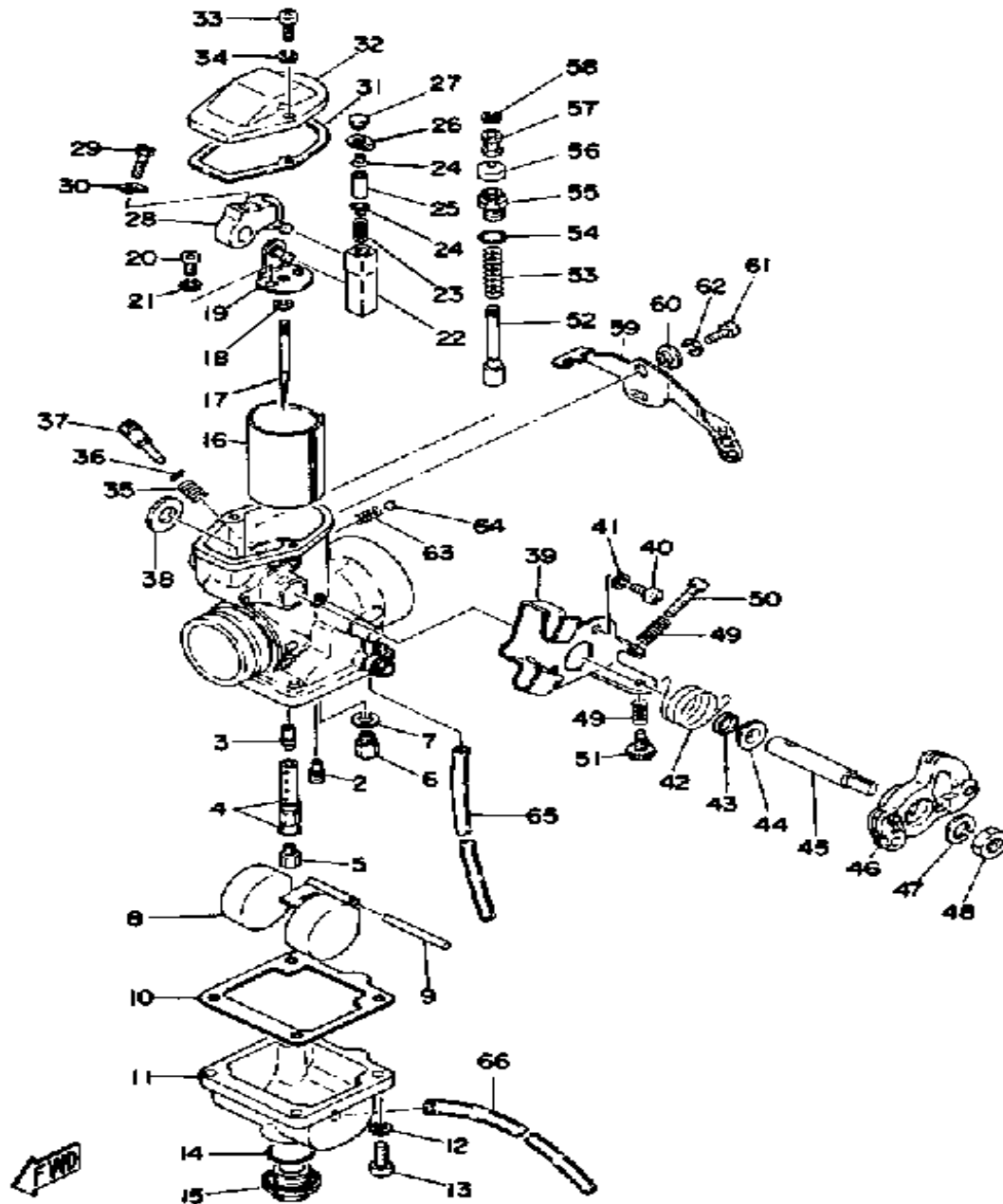
# CARBURETOR



Ref. No.	Part Number	Description	Qty	Remarks
1	(1E6-14101-60-00)	CARBURETOR ASSEMBLY 1	1	
2	193-14142-35-00	. JET, PILOT # 5	1	
3	583-14141-52-00	. NOZZLE, MAIN (Q-2)	1	
4	583-14148-00-00	. PIPE	1	
5	137-14143-40-A1	. JET, MAIN #2 0	1	U.R.
	137-14143-42-A1	. JET, MAIN #2 0	1	U.R.STD
	137-14143-44-A1	. JET, MAIN #2 0	1	U.R.
6	23L-14107-25-00	. NEEDLE VALVE SET	1	
7	214-14195-00-00	. WASHER, NEEDLE VALVE	1	
8	583-14185-00-00	. FLOAT	1	
9	127-14186-00-00	. PIN, FLOAT	1	
10	583-14184-00-00	. GASKET, FLOAT CHMBR	1	
11	(1E6-14181-12-00)	BODY, FLOAT CHMBR 1	1	
12	92995-06100-00	. WASHER, SPRING	4	
13	98503-06014-00	. SCREW, PAN HEAD (92502-06016)	4	
14	558-14147-00-00	. O-RING	1	
15	500-14115-00-00	. PLUG, SCREW	1	
16	(583-14112-45-00)	VALVE, THROTTLE 1	1	
17	316-14116-10-00	. NEEDLE (5J10-3)	1	
18	164-14137-00-00	. CLIP	1	
19	(583-14291-00-00)	BRACKET 1	1	
20	98511-04012-00	. SCREW, PAN HEAD	2	
21	92901-04100-00	. WASHER, SPRING	2	
22	(583-14274-00-00)	CONNECTOR	1	
23	(583-14933-00-00)	SPRING, DIAPHRAGM	1	
24	(583-14558-00-00)	WASHER	2	
25	(583-14386-00-00)	PIN, FLOAT	1	
26	(583-14951-00-00)	WASHER	1	

CONTINUED ON NEXT FRAME ➤

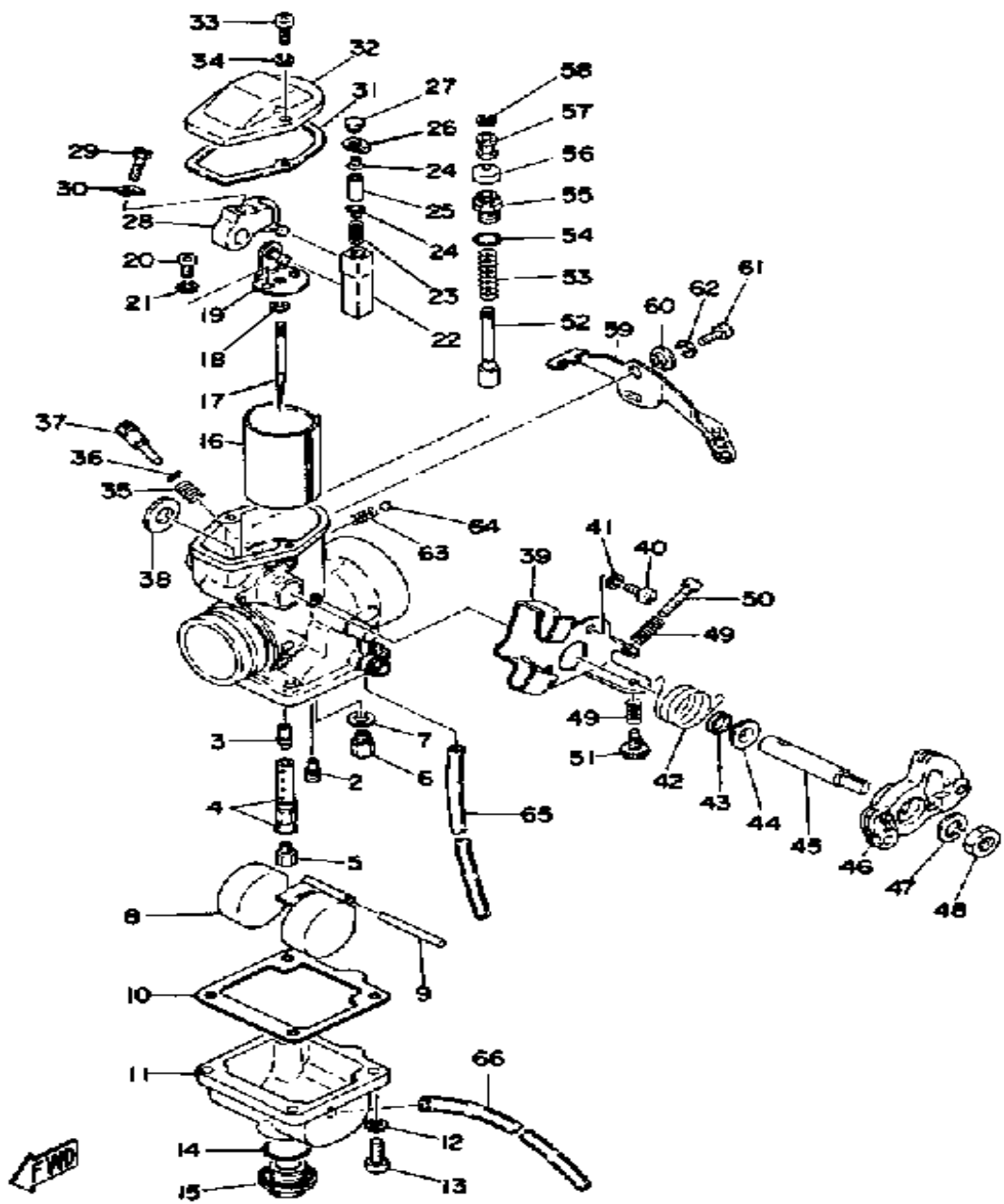
# CARBURETOR



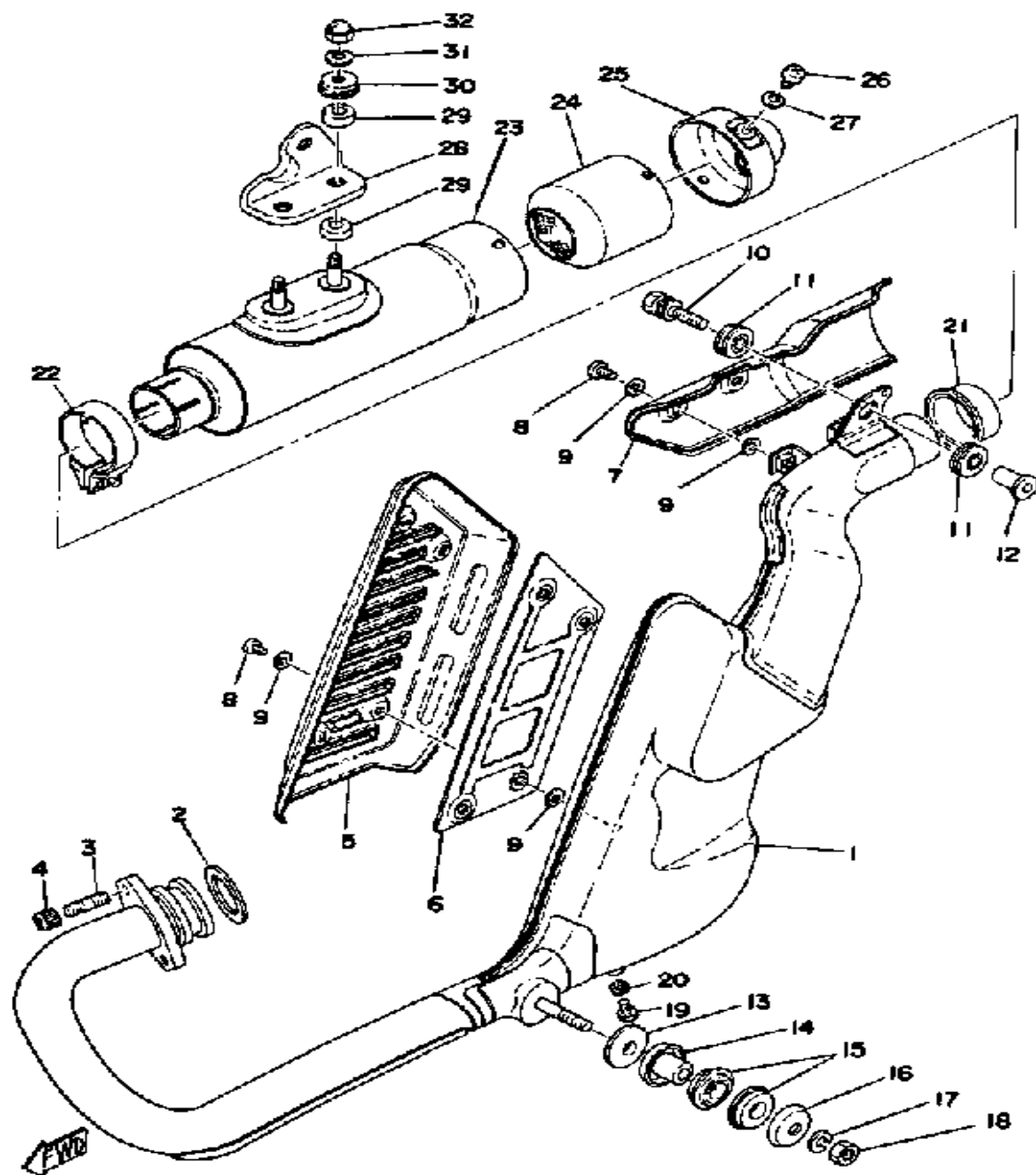
Ref. No.	Part Number	Description	Qty	Remarks
27	(583-14216-00-00)	SCREW .....	1	
28	(583-14292-00-00)	LEVER, THROTTL.VALV .....	1	
29	583-14592-00-00	. SCREW .....	1	
30	(583-14597-00-00)	WASHER .....	1	
31	583-14536-00-00	. GASKET .....	1	
32	(583-14158-00-00)	TOP, MIXING CHAMBER .....	1	
33	98503-04014-00	. SCREW, PAN HEAD .....	2	
34	92901-04100-00	. WASHER, SPRING .....	2	
35	127-14134-00-00	. SPRING, AIR ADJUSTING ...	1	
36	354-14147-00-00	. O-RING .....	1	
37	10W-14104-00-00	. AIR SCREW SET .....	1	
38	583-14264-00-00	. SPACER .....	1	
39	(583-14571-00-00)	BRACKET, THROTTLE .....	1	
40	98580-05012-00	. SCREW, PAN HEAD .....	2	
41	92990-05100-00	. WASHER, SPRING .....	2	
42	583-14131-01-00	. SPRING, THRTL VALVE .....	1	
43	583-14239-01-00	. SEAL .....	1	
44	583-14265-00-00	. COLLAR .....	1	
45	(583-14215-00-00)	SHAFT, THRTL LEVER .....	1	
46	(583-14573-00-00)	LEVER .....	1	
47	92990-08100-00	. WASHER .....	1	
48	812-14594-00-00	. NUT .....	1	
49	583-14133-00-00	. SPRING, THRTL STOP .....	2	
50	583-14245-00-00	. SCREW, GUIDE .....	1	
51	(583-14121-00-00)	SCREW, THRTL STOP .....	1	
52	(583-14171-01-00)	PLUNGER, STARTER .....	1	
53	500-14135-00-00	. SPRING, PLUNGER .....	1	
54	583-14562-00-00	. O-RING .....	1	
55	583-14174-00-00	. CAP, PLUNGER .....	1	

CONTINUED ON NEXT FRAME ➤

# CARBURETOR



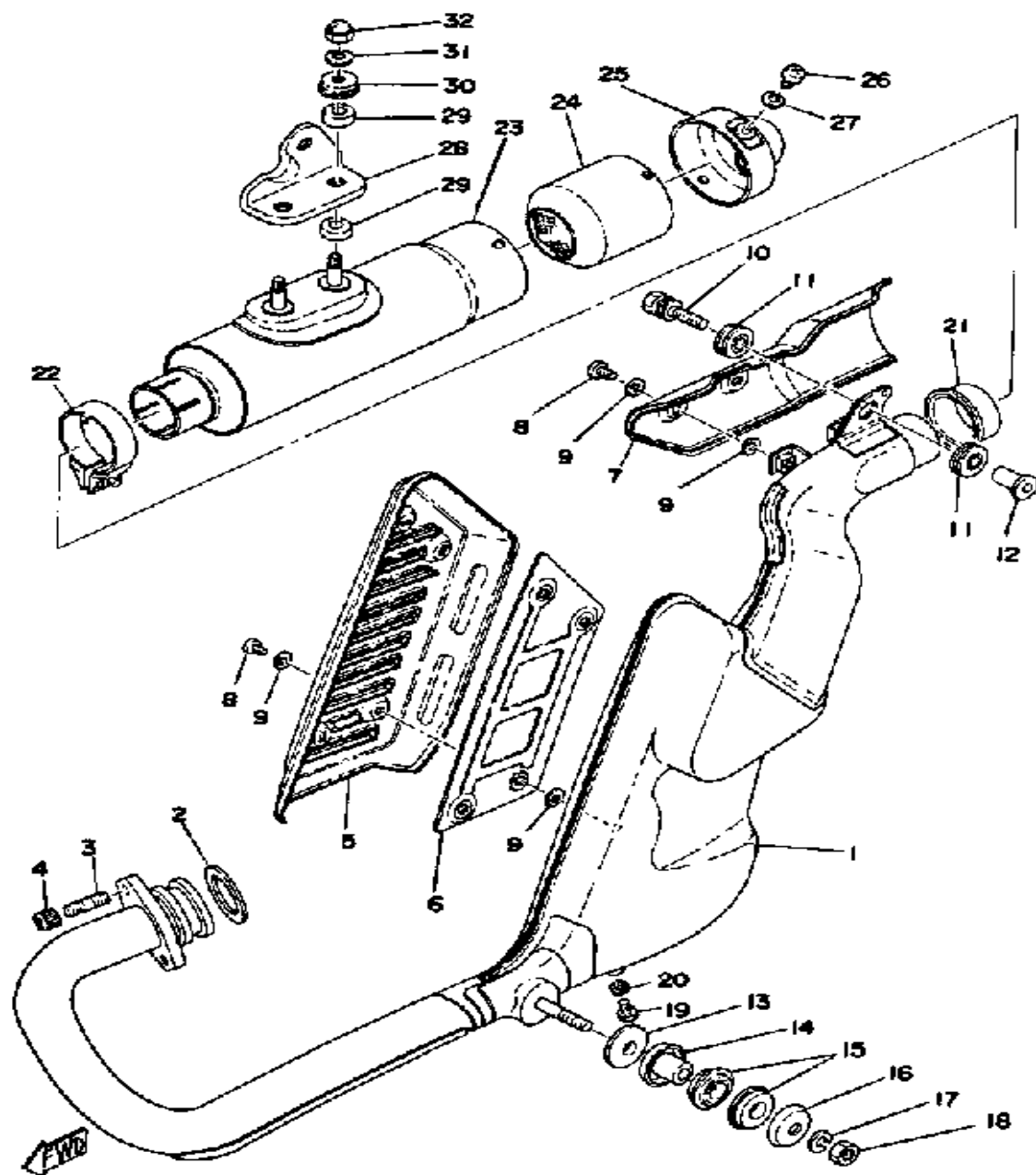
Ref. No.	Part Number	Description	Qty	Remarks
56	802-14173-00-00	. COVER, PLUNGER CAP	1	
57	583-14918-00-00	. RING	1	
58	737-14137-00-00	. CLIP	1	
59	583-14175-01-00	. LEVER, STARTER 1	1	
60	583-14594-00-00	. NUT	1	
61	98580-06012-00	. SCREW, PAN HEAD	1	
62	92995-06100-00	. WASHER, SPRING	1	
63	583-14589-00-00	. SPRING	1	
64	93501-08001-00	. BALL	1	
65	90445-081F2-00	. HOSE	1	M6-011
66	510-14197-00-00	. PIPE (43214-19700-00)	1	
4-1	583-14561-00-00	. O-RING	1	U.R.



# EXHAUST

Ref. No.	Part Number	Description	Qty	Remarks
1	(1E6-14610-00-00)	EXHAUST PIPE ASSEMBLY L .	1	
2	90430-38054-00	GASKET . . . . .	1	
3	95621-08615-00	BOLT, STUD . . . . .	2	
4	90179-08004-00	NUT . . . . .	2	
5	(1E6-14718-00-00)	PROTECTOR, MUFF 1 . . . . .	1	
6	(1E6-14738-00-00)	PROTECTOR, MUFF 3 . . . . .	1	
7	(1E6-14728-00-00)	PROTECTOR, MUFF 2 . . . . .	1	
8	98906-06010-00	SCREW, BIND . . . . .	6	
9	90202-05187-00	WASHER, PLATE . . . . .	12	
10	90119-08014-00	BOLT, WITH WASHER . . . . .	1	
11	(583-14757-00-00)	DAMPER, MUFFLER 2 . . . . .	2	
12	(90387-08527-00)	COLLAR . . . . .	1	
13	90202-10098-00	WASHER, PLATE . . . . .	1	
14	(583-14763-00-00)	SPACER . . . . .	1	
15	(583-14747-00-00)	DAMPER, MUFFLER . . . . .	2	
16	90209-10140-00	WASHER, SPEC'L SHAP . . . . .	1	
17	92990-10100-00	LOCKWASHER . . . . .	1	
18	95303-10600-00	NUT (95301-10600) . . . . .	1	
19	97011-06010-00	BOLT . . . . .	1	
20	90202-05187-00	WASHER, PLATE . . . . .	1	
21	583-14714-02-00	GASKET, MUFFLER (583-14714-00) . . . . .	1	
22	2J2-14788-00-00	BAND, SILENCER . . . . .	1	
23	(1E6-14753-00-00)	SILENCER, EXHAUST . . . . .	1	
24	(1E6-14786-01-00)	ARRESTER, SPARK . . . . .	1	SKYWAY
25	(1E6-14752-00-00)	PIPE, OUTLET . . . . .	1	
26	97011-06010-00	BOLT . . . . .	2	
27	92995-06100-00	WASHER, SPRING . . . . .	2	
28	1E6-14781-00-00	STAY, MUFFLER 2 . . . . .	1	

CONTINUED ON NEXT FRAME ➤

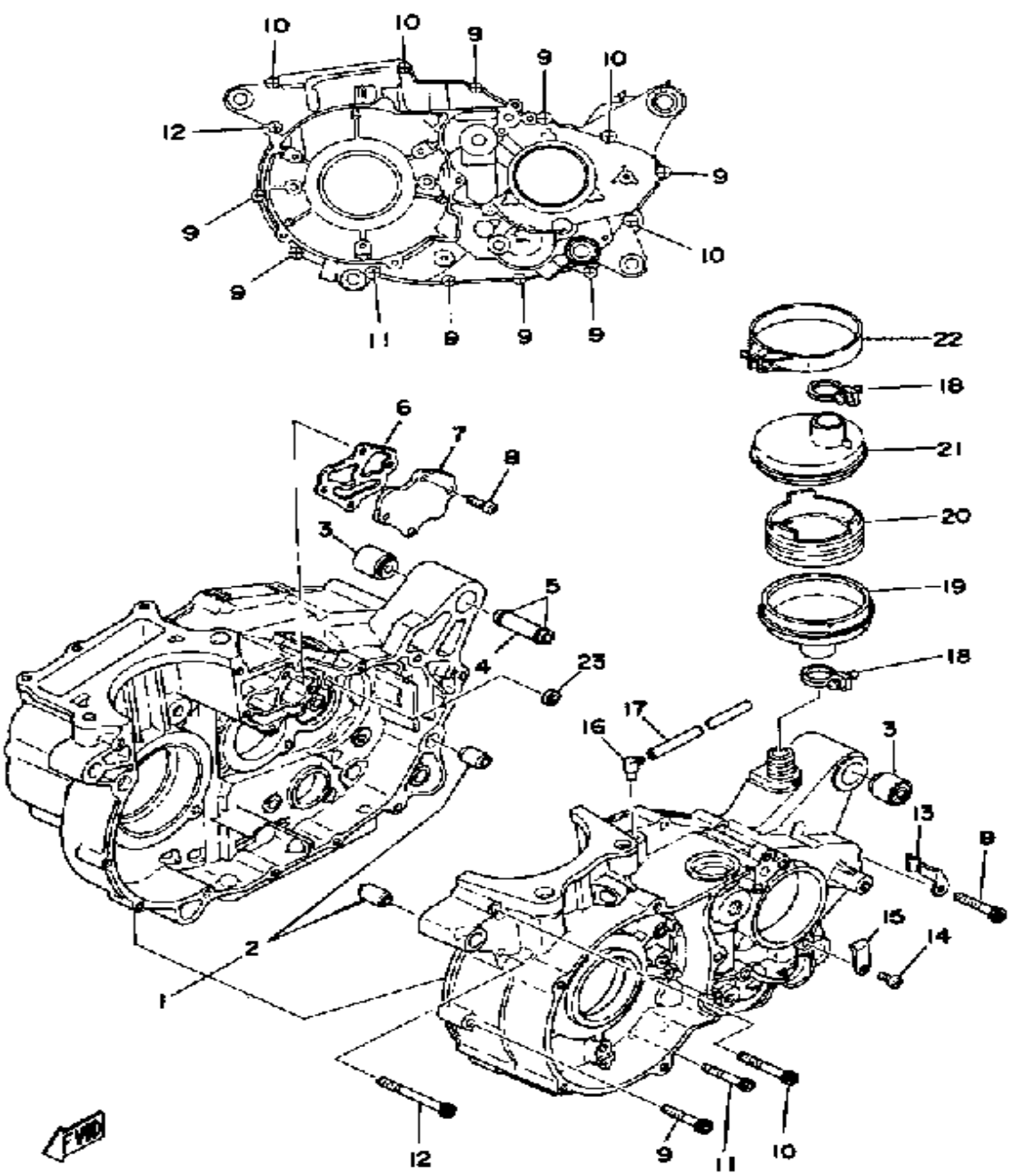


# EXHAUST

Ref. No.	Part Number	Description	Qty	Remarks
29	438-14757-00-00	DAMPER, MUFFLER 2 .....	4	
30	90209-06061-00	WASHER, SPEC'L SHAP ....	2	
31	92995-06100-00	WASHER, SPRING .....	2	
32	95303-06800-00	NUT (CROWN) .....	2	



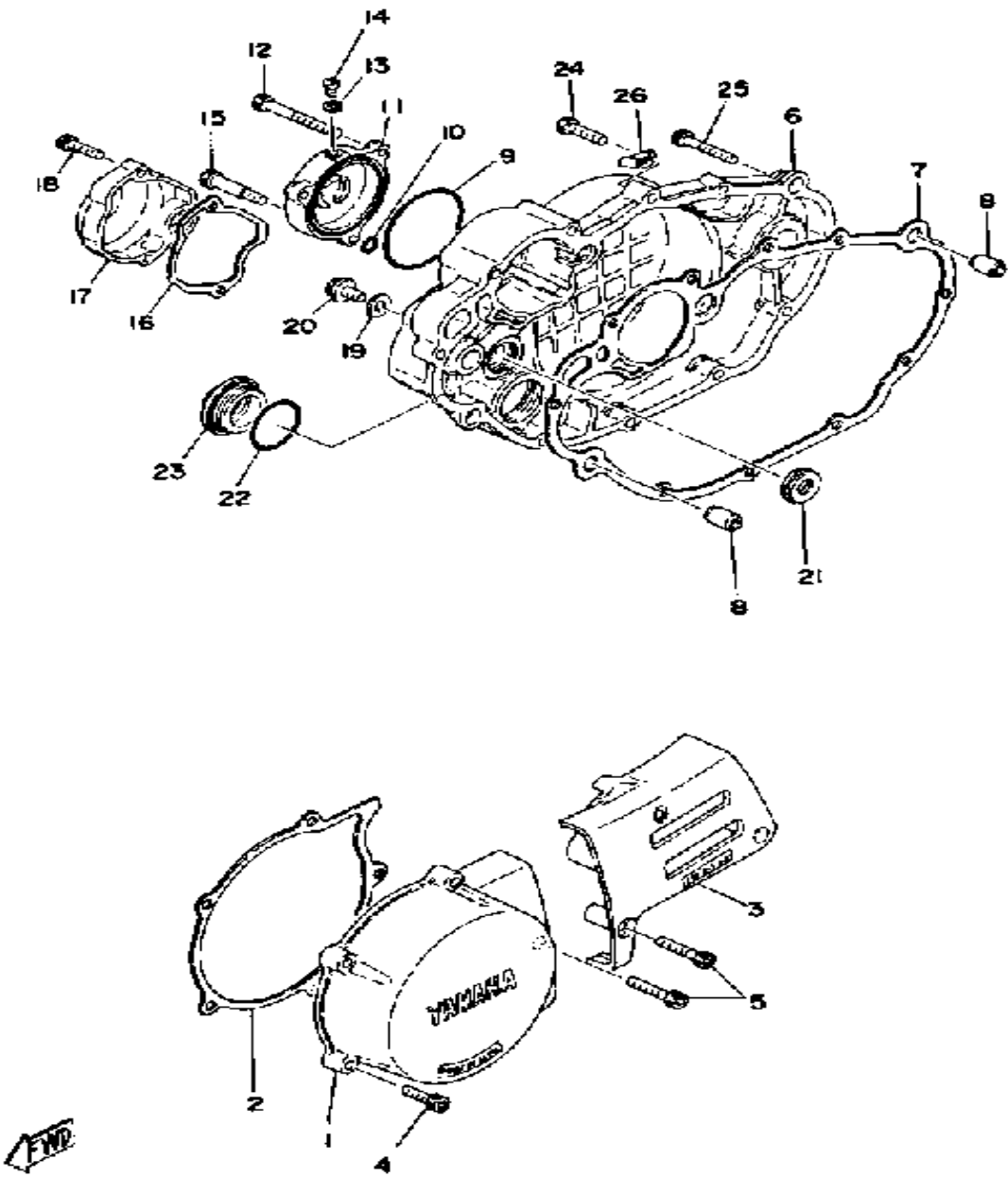
# CRANKCASE



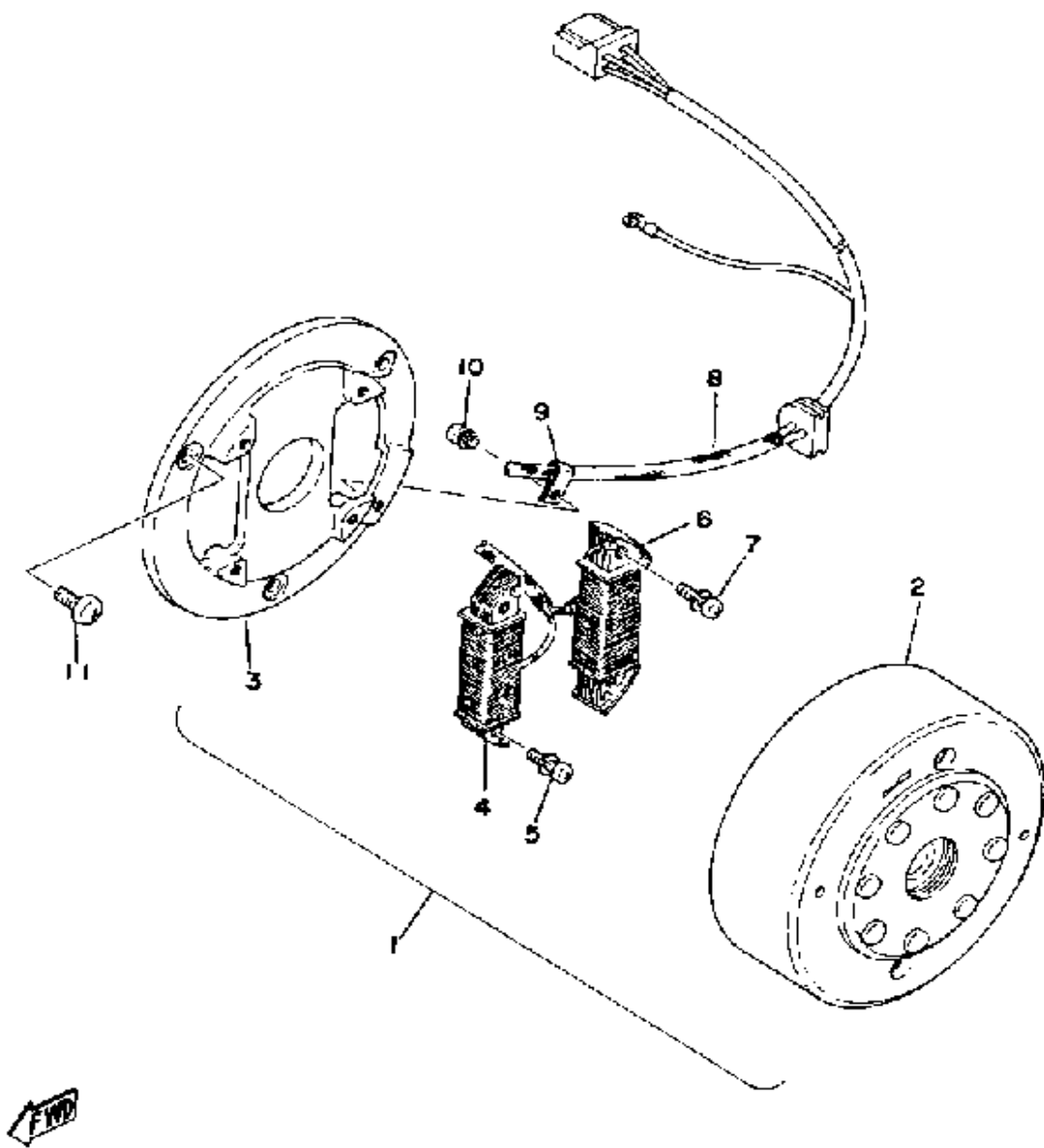
Ref. No.	Part Number	Description	Qty	Remarks
1	583-15100-03-00	CRANKCASE ASSEMBLY (583-15100-00)	1	
2	99510-12016-00	. PIN, DOWEL	2	
3	583-15316-00-00	DAMPER, ENG MOUNT 1	2	
4	583-15317-01-00	SPACER, ENG MOUNT	1	
5	93210-11313-00	O-RING	2	
6	583-15466-00-00	GASKET 2	1	
7	583-15426-00-00	COVER, OIL PUMP R	1	
8	98580-06018-00	SCREW, PAN HEAD	4	
9	91316-06035-00	BOLT	8	
10	91316-06045-00	BOLT, SOCKET HEAD	4	
11	91316-06055-00	BOLT, SOCKET HEAD	1	
12	91316-06065-00	BOLT, SOCKET HEAD	1	
13	90465-08277-00	CLAMP	1	
14	98580-06012-00	SCREW, PAN HEAD	1	
15	(90465-05075-00)	CLAMP	1	
16	583-15371-00-00	BREATHER	1	
17	90445-07039-00	HOSE	1	
18	90460-22083-00	CLAMP, HOSE	2	
19	583-15347-00-00	BREATHER 2	1	
20	583-15358-00-00	SEPARATOR, OIL	1	
21	583-15346-00-00	BREATHER 1	1	
22	90460-71129-00	CLAMP, HOSE (90460-71017)	1	
23	90430-09121-00	GASKET	1	

# CRANKCASE COVER

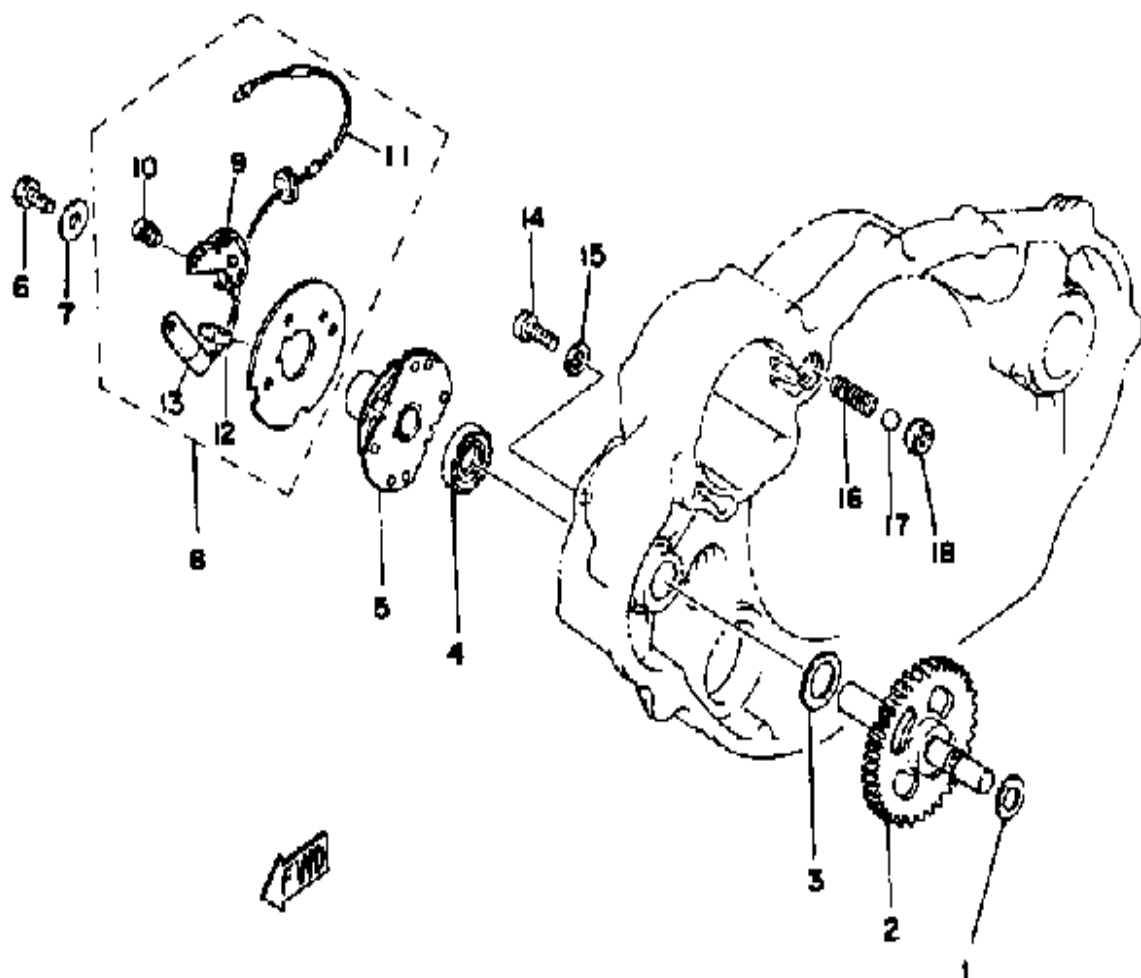
Ref. No.	Part Number	Description	Qty	Remarks
1	583-15411-00-00	COVER, CRANKCASE L	1	
2	3HT-15451-00-00	GASKET, CRCS COVER	1	
3	583-15421-00-00	COVER, CRANKCASE R	1	
4	91316-06025-00	BOLT	4	
5	91316-06035-00	BOLT	4	
6	583-W1542-00-00	COVER, CRANKCASE 3 (583-15431-02-98)	1	
7	3HT-15462-00-00	GASKET, CRCS CVR 3	1	
8	99510-12016-00	PIN, DOWEL	2	
9	93210-64297-00	O-RING	1	
10	93210-07438-00	O-RING	1	
11	583-13447-01-00	COVER, OIL ELEMENT	1	
12	91316-06060-00	BOLT	2	
13	90430-05126-00	GASKET	1	
14	98906-05008-00	SCREW, BIND	1	
15	90109-06419-00	BOLT	1	
16	583-15457-00-00	GASKET	1	
17	583-15417-00-00	COVER, CAP	1	
18	91316-06025-00	BOLT	2	
19	90430-10171-00	GASKET	1	
20	90340-10003-00	PLUG, STRAIGHT SCRW	1	
21	93101-14089-00	OIL SEAL	1	
22	93210-34474-00	O-RING	1	
23	583-15425-00-00	COVER, GENERATOR R	1	
24	90110-06138-00	BOLT, HEX SKT HEAD	8	
25	91316-06040-00	BOLT, SOCKET HEAD	2	
26	90465-08076-00	CLAMP	1	



# FLYWHEEL MAGNETO



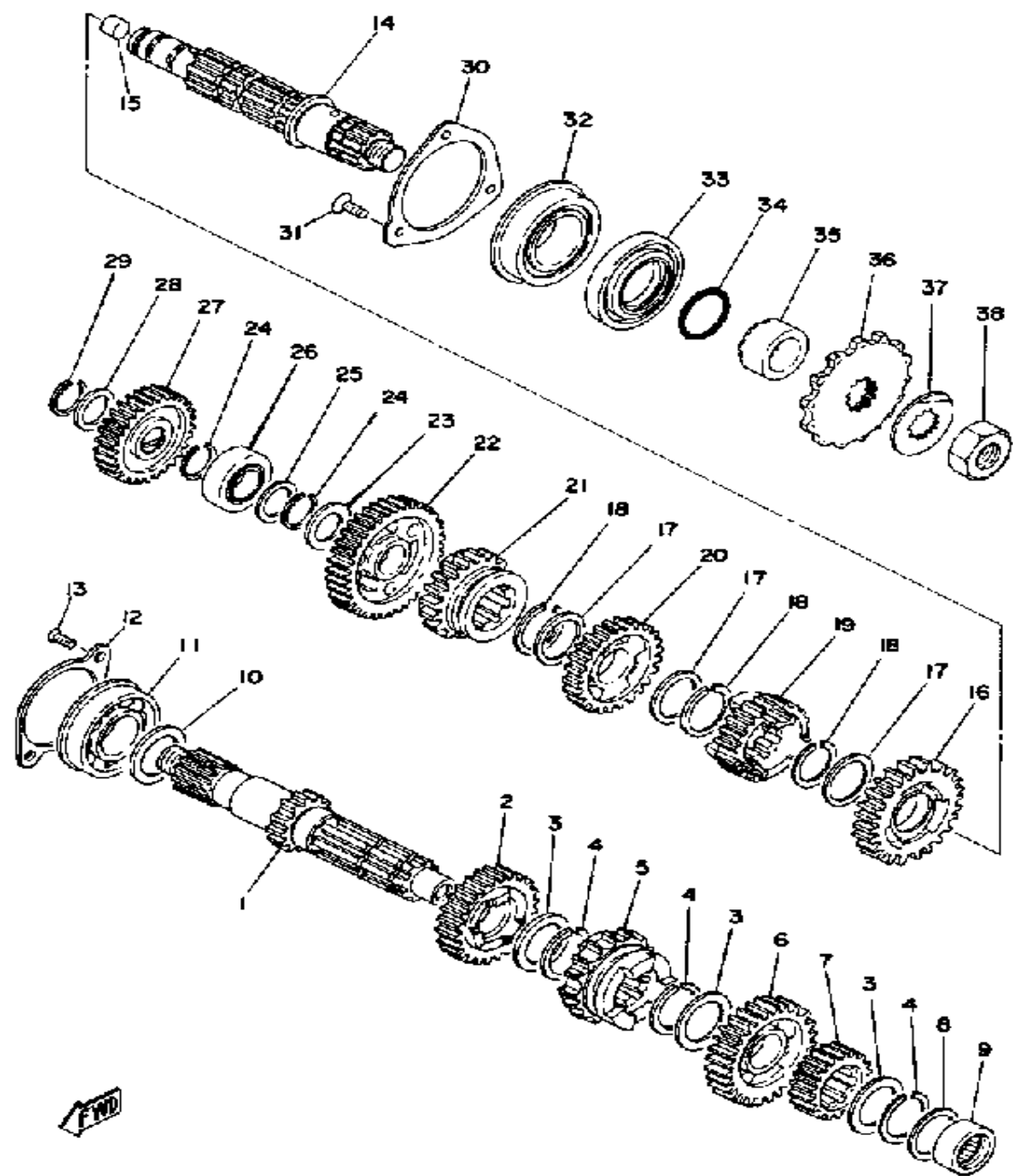
Ref. No.	Part Number	Description	Qty	Remarks
1	(2H0-81300-50-00)	FLYWHL MAGNETO ASSEMBLY .....	1	
2	(583-81350-50-00)	ROTOR ASSEMBLY .....	1	
3	(583-81309-50-00)	BASE, MAGNETO .....	1	
4	583-81311-50-00	. COIL, IGNITION 1 .....	1	
5	583-81345-50-00	. SCREW, PAN HEAD (5.22) ...	2	
6	1E6-81313-51-00	. COIL, LIGHTING 1 .....	1	
7	583-81345-50-00	. SCREW, PAN HEAD (5.22) ...	2	
8	(1E6-81315-50-00)	LEAD WIRE ASSEMBLY .....	1	
9	(1E6-81328-50-00)	CLAMP .....	1	
10	(583-81346-50-00)	SCREW, PAN HEAD .....	1	
11	98503-06014-00	SCREW, PAN HEAD (92502-06016) .....	3	



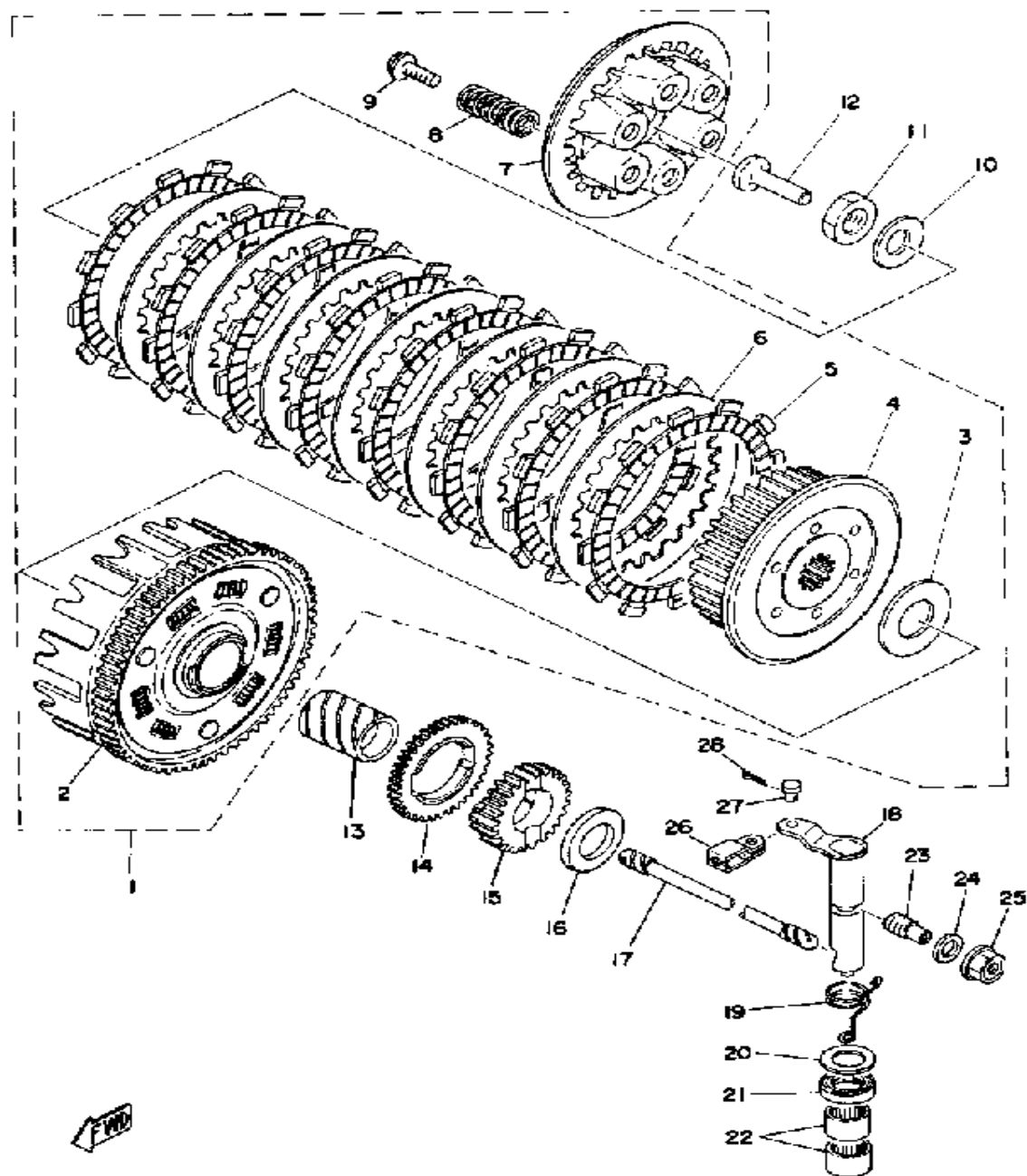
# CONTACT BREAKER - GOVERNOR

Ref. No.	Part Number	Description	Qty	Remarks
1	90201-09572-00	WASHER, PLATE .....	1	
2	583-11150-00-00	BREAKER SHAFT ASSEMBLY	1	
3	90201-15234-00	WASHER, PLATE .....	1	
4	93102-15147-00	OIL SEAL, SD-TYPE (SD-15-26-5) .....	1	
5	583-81653-50-00	GOVERNOR ASSEMBLY .....	1	
6	97313-06016-00	BOLT, HEXAGON .....	1	
7	90201-065F3-00	WASHER, PLATE .....	1	
8	583-81620-50-00	BREAKER PLATE ASSEMBLY	1	
9	583-81621-50-00	. CONTACT BRKR ASSEMBLY	1	
10	98580-04006-00	. SCREW, PAN HEAD .....	3	
11	583-81615-50-00	. WIRE, LEAD .....	1	
12	1L9-81631-50-00	. LUBRICATOR .....	1	
13	583-81625-50-00	. CONDENSER 1 .....	1	
14	98503-06014-00	SCREW, PAN HEAD (92502-06016) .....	2	
15	92990-06200-00	WASHER .....	2	
16	90501-05378-00	SPRING, COMPRESSION .....	1	
17	93503-08007-00	BALL .....	1	
18	583-13113-00-00	SEAT, CHECK BALL .....	1	

# KICK - STARTER

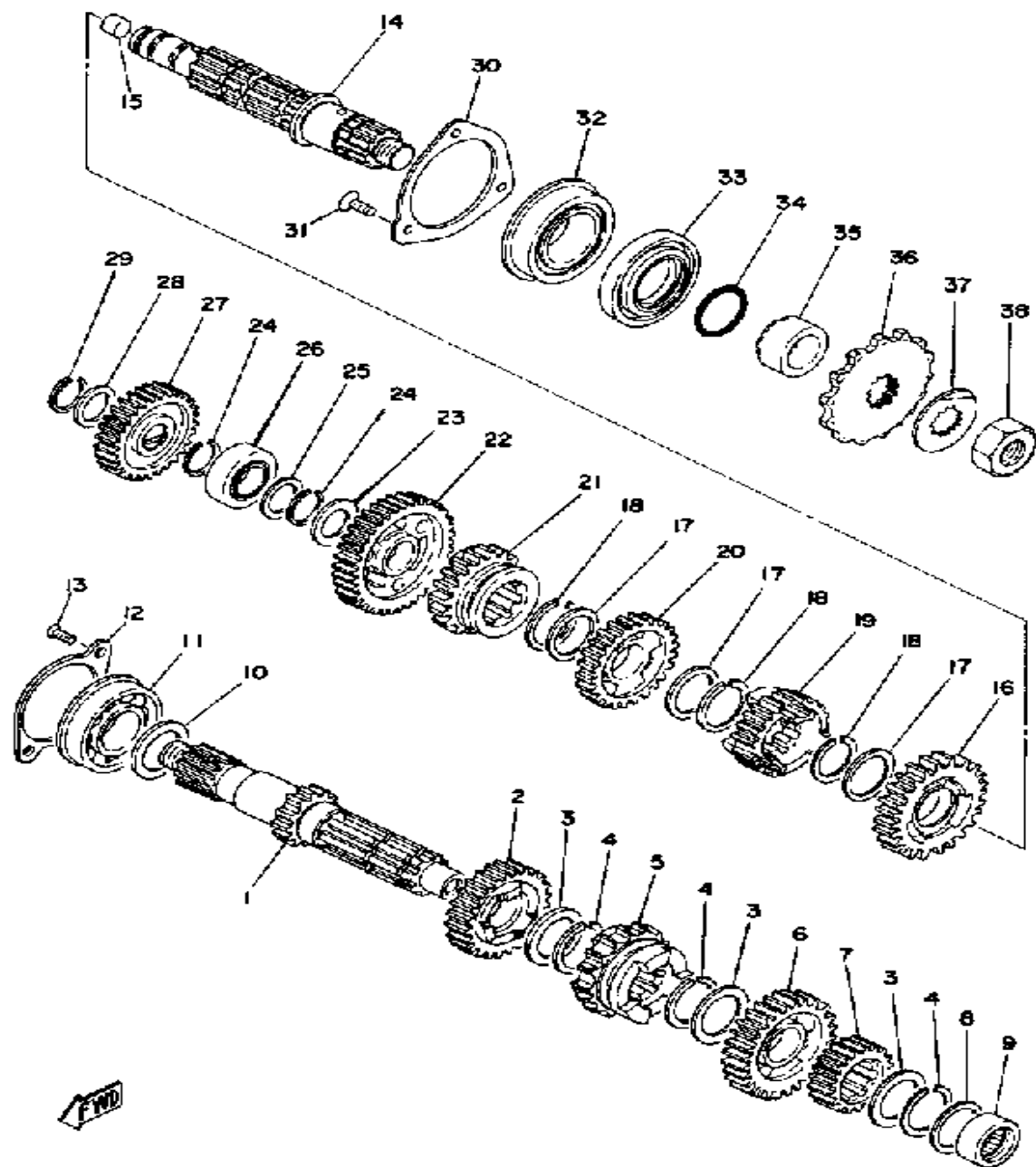


Ref. No.	Part Number	Description	Qty	Remarks
1	(583-15611-00-93)	CRANK, KICK .....	1	
2	156-15618-01-00	COVER, KICK LEVER .....	1	
3	583-15621-00-00	BOSS, KICK CRANK .....	1	
4	90201-15234-00	WASHER, PLATE .....	1	
5	99006-10600-00	CIRCLIP .....	1	
6	93507-32031-00	BALL .....	1	
7	90501-12081-00	SPRING, COMPRESSION .....	1	
8	97313-08030-00	BOLT, HEXAGON .....	1	
9	93102-25064-00	OIL SEAL .....	1	
10	90201-256K6-00	WASHER, PLATE (0.9T) .....	1	
11	93410-25010-00	CIRCLIP, S-TYPE .....	1	
12	(90560-25154-00)	SPACER .....	1	
13	90508-32280-00	SPRING, TORSION .....	1	
14	(583-15676-00-00)	COVER, SPRING .....	1	
15	93440-25084-00	CIRCLIP .....	1	
16	583-15641-00-00	GEAR, KICK .....	1	
17	90201-253K0-00	WASHER, PLATE (T=1.0) .....	2	
18	93440-25020-00	CIRCLIP .....	1	
19	583-15671-00-00	WHEEL, RATCHET .....	1	
20	90501-23143-00	SPRING, COMPRESSION (363-15675-00) .....	1	
21	363-15676-00-00	COVER, SPRING .....	1	
22	99009-19400-00	CIRCLIP .....	1	
23	90201-20278-00	WASHER, PLATE .....	1	
24	583-15661-00-00	AXLE, KICK .....	1	
25	434-15668-00-00	STOPPER .....	1	
26	583-15674-00-00	GUIDE, RATCHET WHL .....	1	
27	363-15686-00-00	WASHER, LOCK .....	1	
28	97011-06016-00	BOLT .....	3	



# CLUTCH

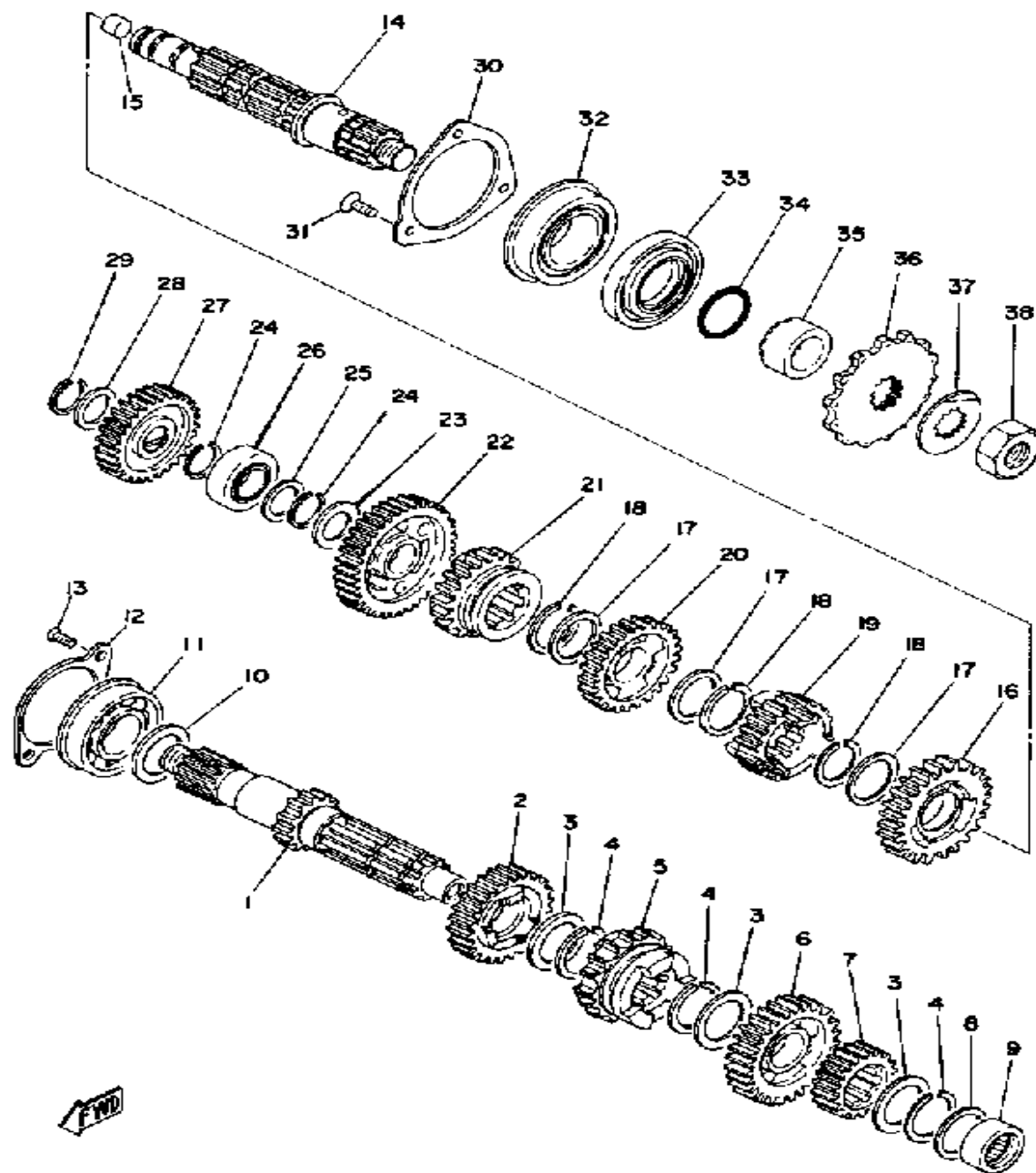
Ref. No.	Part Number	Description	Qty	Remarks
1	(583-16301-00-00)	CLUTCH ASSEMBLY .....	1	
2	583-16150-00-00	. PRI DRVN GEAR .....	1	
3	170-16164-00-00	. PLATE, THRUST 2 .....	1	
4	583-16371-00-00	. BOSS, CLUTCH .....	1	
5	5Y1-16321-00-00	. PLATE, FRICTION .....	8	
6	360-16325-00-00	. PLATE, CLUTCH 2 .....	7	
7	498-16351-00-00	. PLATE, PRESSURE 1 .....	1	
8	90501-23391-00	. SPRING, COMPRESSION ....	6	
9	90159-06010-00	. SCREW, WITH WASHER ....	6	
10	214-16119-00-00	SPRING, BELLEVILLE .....	1	
11	90170-18086-00	NUT, HEXAGON .....	1	
12	174-16356-00-00	ROD, PUSH 1 .....	1	
13	90560-25153-00	SPACER .....	1	
14	583-13324-00-00	GEAR, PUMP DRIVE .....	1	
15	583-15631-00-00	GEAR, KICK PINION .....	1	
16	363-16154-00-00	PLATE, THRUST 1 .....	1	
17	583-16357-01-00	ROD, PUSH 2 .....	1	
18	583-16381-00-00	AXLE, PUSH LEVER .....	1	
19	90508-12279-00	SPRING, TORSION .....	1	
20	90201-17327-00	WASHER, PLATE .....	1	
21	93102-17357-00	OIL SEAL .....	1	
22	93315-11720-00	BEARING .....	2	
23	364-16343-00-00	SCREW, ADJUSTING .....	1	
24	90201-12172-00	WASHER, PLATE .....	1	
25	583-16344-00-00	NUT, ADJUSTING .....	1	
26	214-16389-00-00	JOINT .....	1	
27	90240-06005-00	PIN, CLEVIS .....	1	
28	91401-10015-00	PIN, COTTER .....	1	



# TRANSMISSION

Ref. No.	Part Number	Description	Qty	Remarks
1	583-17411-01-00	AXLE, MAIN .....	1	
2	583-17141-00-00	GEAR, 4TH PINION .....	1	
3	90201-253K0-00	WASHER, PLATE (T=1.0) .....	3	
4	93440-25020-00	CIRCLIP .....	3	
5	583-17131-02-00	GEAR, 3RD PINION .....	1	
6	583-17151-01-00	GEAR, 5TH PINION .....	1	
7	583-17121-00-00	GEAR, 2ND PINION .....	1	
8	90201-20266-00	WASHER, PLATE (1.0T) .....	1	
9	93311-42012-00	BEARING, CYLINDER.# 1 ....	1	
10	168-17428-01-05	SHIM 2 (25-34-0.5) .....	1	
11	93304-20501-00	BEARING .....	1	
12	583-15383-00-00	PLATE, BRNG COVER .....	1	
13	98701-06014-00	SCREW, FLAT HEAD .....	2	
14	99999-01986-00	AXLE, DRIVE .....	1	
15	90338-09066-00	PLUG, SPEC'L SHAPE .....	1	
16	583-17221-00-00	GEAR, 2ND WHEEL .....	1	
17	90201-253K0-00	WASHER, PLATE (T=1.0) .....	3	
18	93440-25020-00	CIRCLIP .....	3	
19	583-17251-01-00	GEAR, 5TH WHEEL .....	1	
20	583-17231-01-00	GEAR, 3RD WHEEL .....	1	
21	583-17241-00-00	GEAR, 4TH WHEEL .....	1	
22	583-17211-00-00	GEAR, 1ST WHEEL .....	1	
23	90201-20278-00	WASHER, PLATE .....	1	
24	93410-20038-00	CIRCLIP .....	2	
25	90201-20266-00	WASHER, PLATE (1.0T) .....	1	
26	93313-32008-00	BEARING, CYLINDER.# 3 ....	1	
27	583-15651-00-00	GEAR, KICK IDLE .....	1	
28	90201-17255-00	WASHER, PLATE .....	1	
29	99009-17400-00	CIRCLIP .....	1	

CONTINUED ON NEXT FRAME ➤



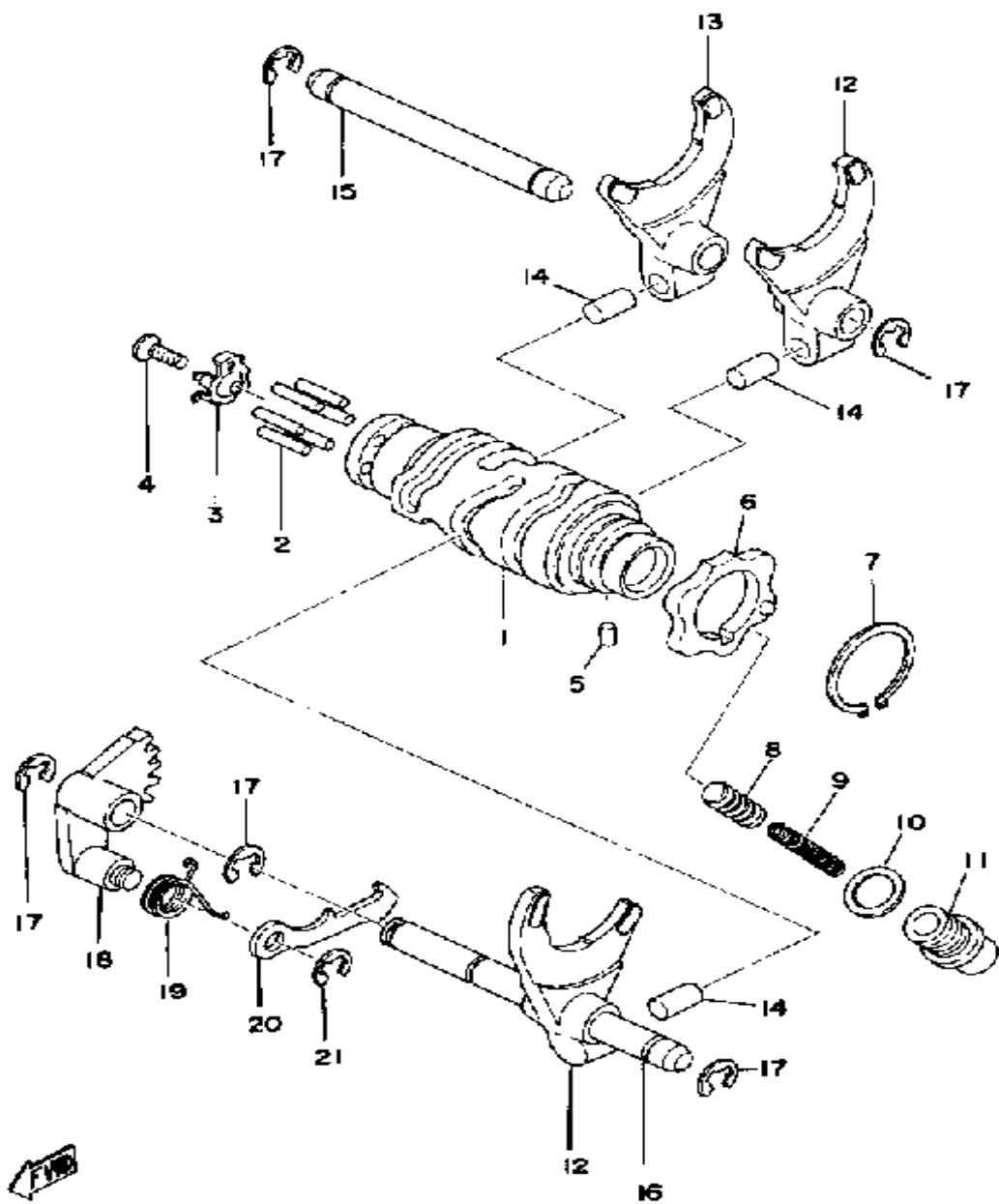
# TRANSMISSION

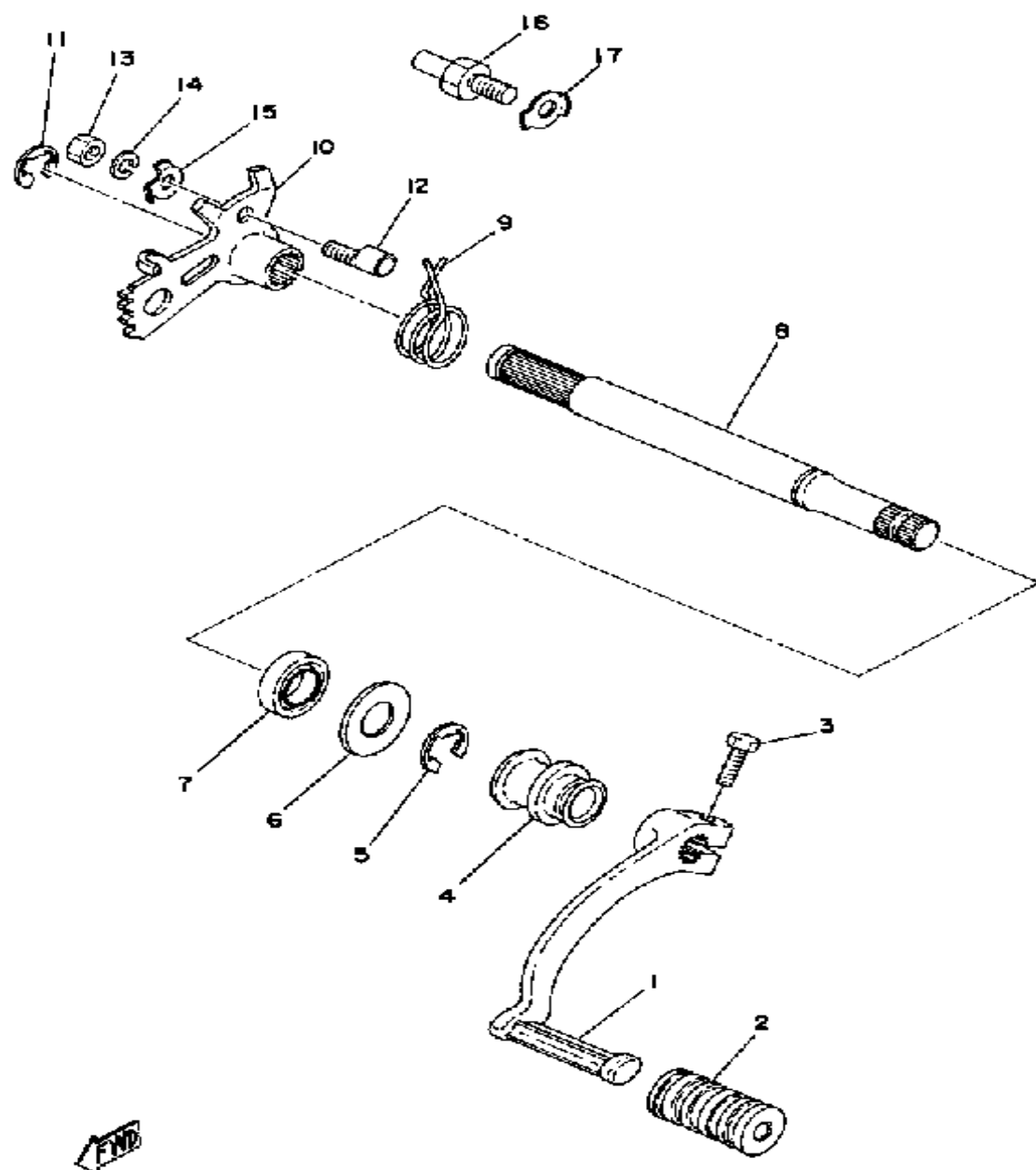
Ref. No.	Part Number	Description	Qty	Remarks
30	(363-15381-00-00)	PLATE, BRNG COVER .....	1	
31	98701-05012-00	SCREW, FLAT HEAD .....	3	
32	93306-30517-00	BEARING .....	1	
33	93102-35180-00	OIL SEAL, SD-TYPE .....	1	
34	93210-22298-00	O-RING .....	1	
35	90387-25507-00	COLLAR .....	1	
36	9383E-14145-00	SPROCKET, DRIVE (14T) .....	1	U.R.
	9383E-15082-00	SPROCKET, DRIVE (15T) .....	1	U.R.
	9383E-16106-00	SPROCKET, DRIVE 16T (16T) ..	1	U.R. STD
37	90215-21022-00	WASHER, LOCK .....	1	
38	90179-18020-00	NUT .....	1	



# SHIFT CAM - FORK

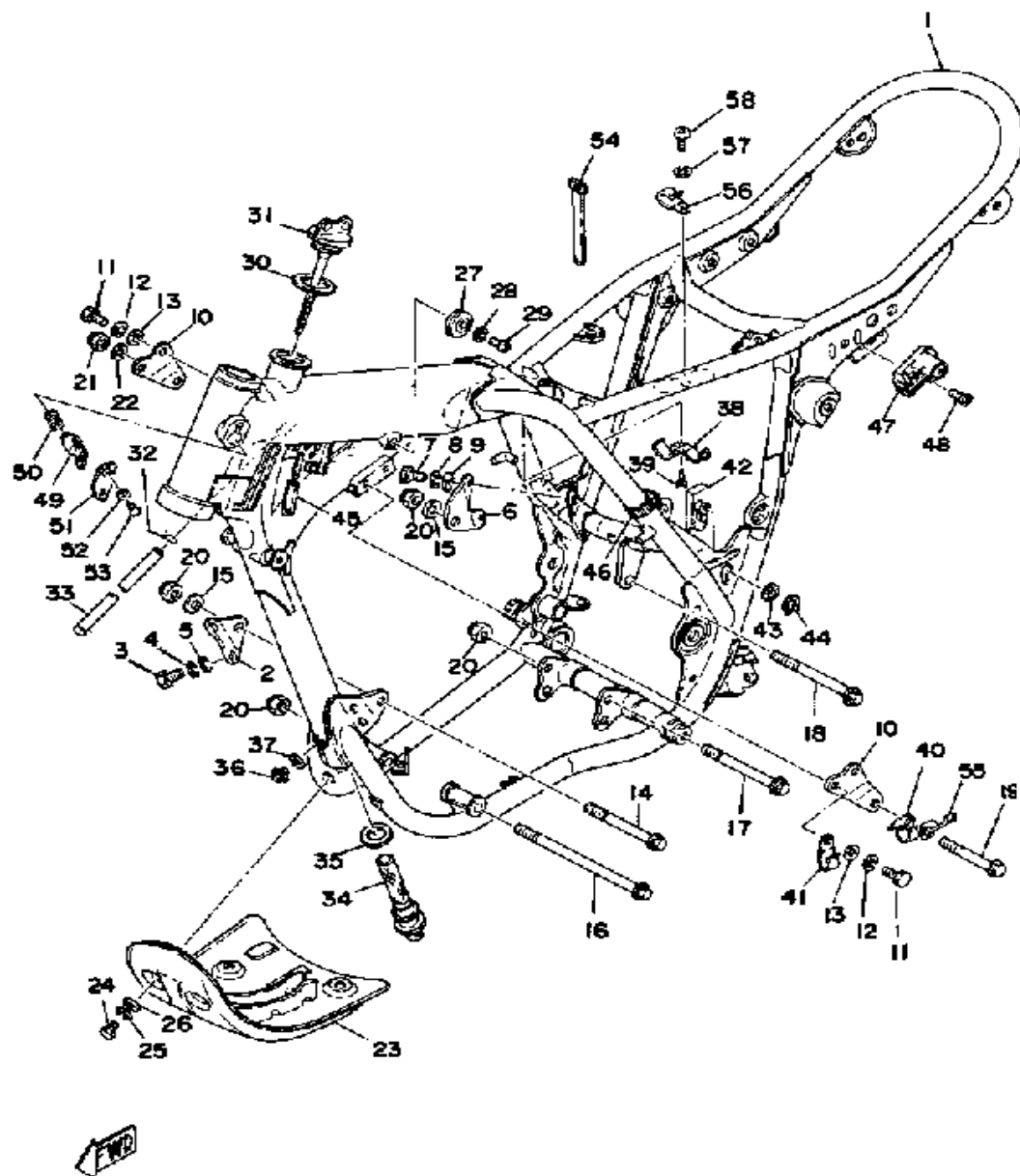
Ref. No.	Part Number	Description	Qty	Remarks
1	434-18540-03-00	SHIFT CAM ASSEMBLY (434-18541-03)	1	
2	93604-18100-00	PIN, DOWEL	6	
3	434-18561-00-00	PLATE, SIDE 1	1	
4	98701-05012-00	SCREW, FLAT HEAD	1	
5	93604-08071-00	PIN, DOWEL	1	
6	1E6-18141-01-00	PLATE, STOPPER	1	
7	99009-30400-00	CIRCLIP	1	
8	278-18547-02-00	STOPPER, CAM	1	
9	90501-10062-00	SPRING, COMPRESSION	1	
10	137-15353-00-00	GASKET, DRAIN	1	
11	90149-14031-00	SCREW, SPEC'L SHAPE	1	
12	364-18511-00-00	FORK, SHIFT 1	2	
13	363-18511-00-00	FORK, SHIFT 1	1	
14	90250-08017-00	PIN, STRAIGHT	3	
15	363-18535-00-00	BAR, SHIF FRK GDE 2	1	
16	(363-18531-00-00)	BAR, SHIF FRK GDE 1	1	
17	99001-08600-00	CIRCLIP	5	
18	434-18122-00-00	LEVER, SHIFT 2	1	
19	90508-08008-00	SPRING, TORSION (363-18123-00)	1	
20	498-18151-03-00	LEVER, SHIFT 3	1	
21	99080-07600-00	CIRCLIP (E)	1	





# SHIFT SHAFT

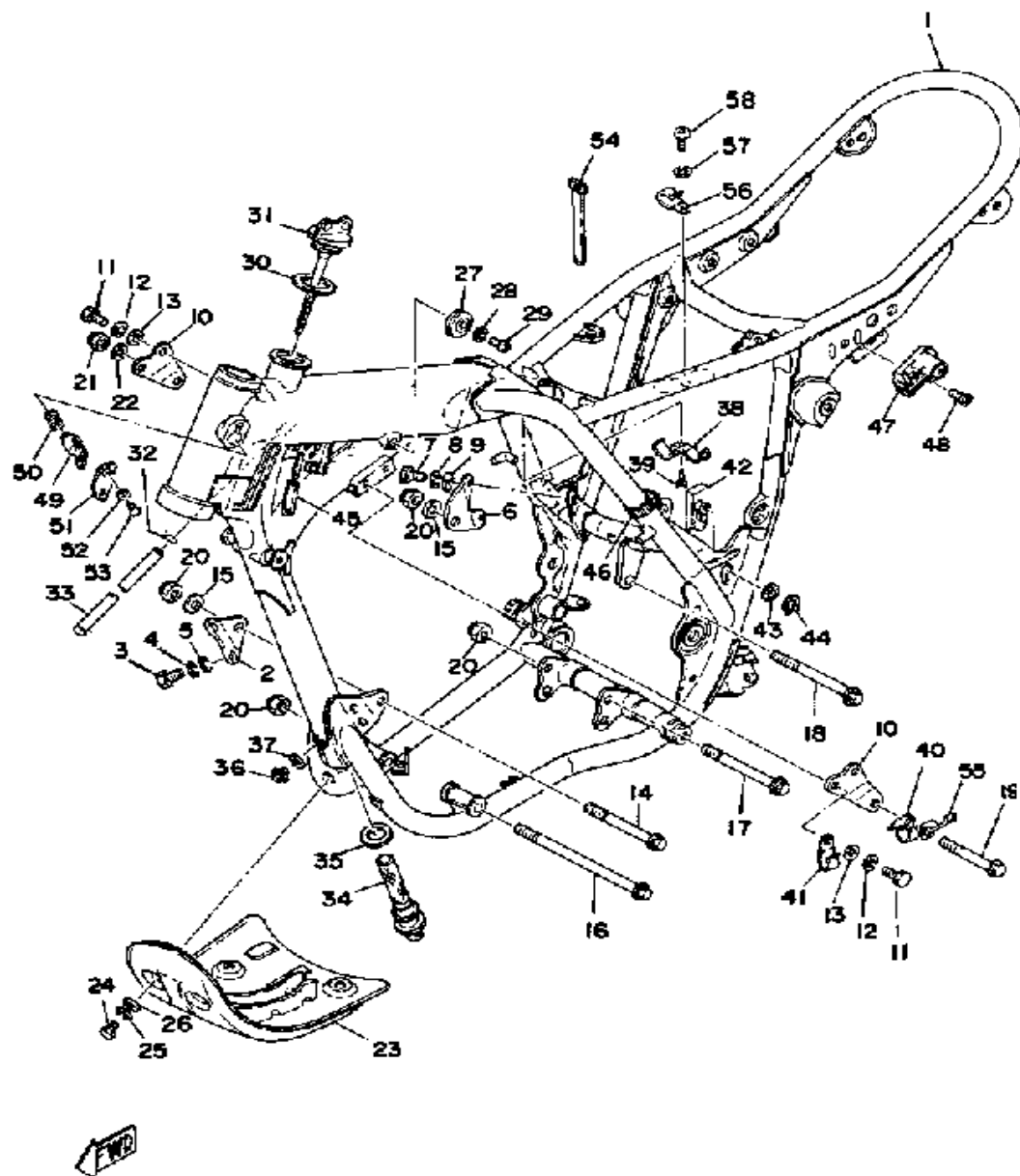
Ref. No.	Part Number	Description	Qty	Remarks
1	3UL-18111-00-00	PEDAL, SHIFT .....	1	
2	132-18113-01-00	COVER, SHIFT PEDAL .....	1	
3	97011-06020-00	BOLT .....	1	
4	583-18131-00-00	BOOT, SEALING .....	1	
5	99001-12600-00	CIRCLIP .....	1	
6	90201-14220-00	WASHER, PLATE .....	1	
7	93109-14010-00	OIL SEAL, SDO-TYPE .....	1	
8	583-18125-00-00	SHAFT, SHIFT .....	1	
9	90508-32052-00	SPRING, TORSION (214-18124-00) .....	1	
10	434-18121-00-00	LEVER, SHIFT 1 .....	1	
11	99006-10600-00	CIRCLIP .....	1	
12	90149-06017-00	SCREW, SPEC'L SHAPE (214-18186-00) .....	1	
13	95380-06600-00	NUT .....	1	
14	92995-06100-00	WASHER, SPRING .....	1	
15	90215-06016-00	WASHER, LOCK .....	1	M6-011
16	278-18127-00-00	STOPPER, SCREW .....	1	
17	90215-08115-00	WASHER, LOCK .....	1	



# FRAME

Ref. No.	Part Number	Description	Qty	Remarks
1	(1E6-21110-00-33)	FRAME .....	1	YAMAHA BLACK
2	583-21316-00-00	STAY, ENGINE 3 .....	1	
3	97013-08025-00	BOLT .....	2	
4	92990-08100-00	WASHER .....	2	
5	92901-08600-00	WASHER .....	2	
6	583-21317-00-00	STAY, ENGINE 4 .....	1	
7	97013-08025-00	BOLT .....	2	
8	92990-08100-00	WASHER .....	2	
9	92901-08600-00	WASHER .....	2	
10	583-21315-01-00	STAY, ENGINE 2 (583-21315-00)	2	
11	97313-08018-00	BOLT, HEXAGON (97301-08016)	4	
12	92990-08100-00	WASHER .....	4	
13	92901-08600-00	WASHER .....	4	
14	90105-10039-00	BOLT, WASHER BASED .....	1	M10-100L
15	90201-102G9-00	WASHER, PLATE .....	2	
16	90105-10063-00	BOLT, WASHER BASED .....	1	M10-185L
17	90105-10050-00	BOLT, WASHER BASED .....	1	M10-110L
18	90105-10051-00	BOLT, WASHER BASED .....	1	M10-115L
19	90105-08064-00	BOLT, WASHER BASED .....	1	M8-80L
20	90185-10060-00	NUT, SELF-LOCKING .....	4	
21	90185-08089-00	NUT, SELF-LOCKING .....	1	
22	90208-08011-00	WASHER, CONICAL SPRING ..	1	
23	583-21471-00-00	PROTECTOR, ENGINE .....	1	
24	97013-06012-00	BOLT .....	4	
25	92995-06100-00	WASHER, SPRING .....	4	
26	92901-06600-00	WASHER .....	4	
27	583-24181-00-00	DAMPER, LOCATING 1 .....	2	
28	92990-05100-00	WASHER, SPRING .....	2	
29	98580-05012-00	SCREW, PAN HEAD .....	2	

CONTINUED ON NEXT FRAME ►



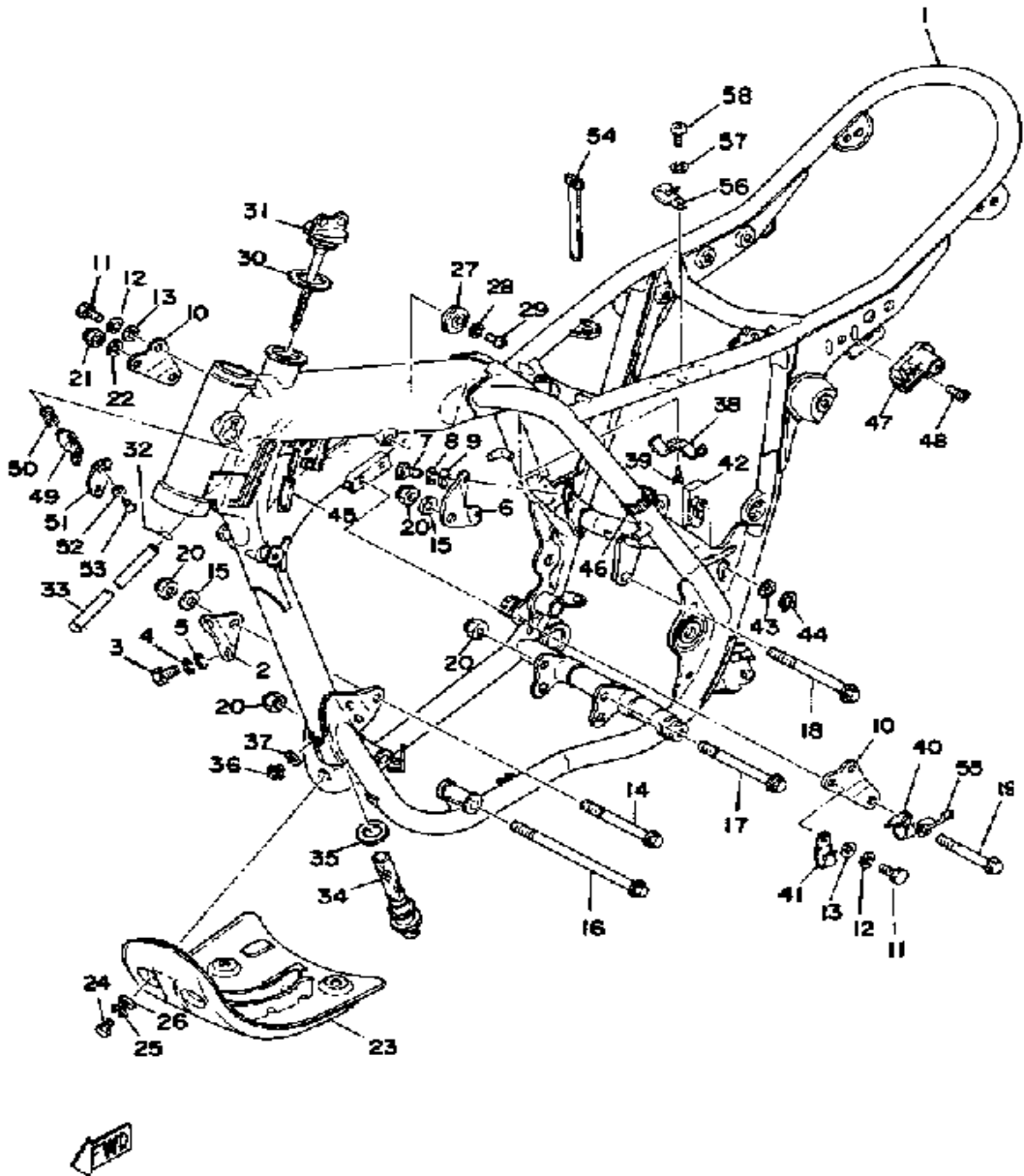
# FRAME

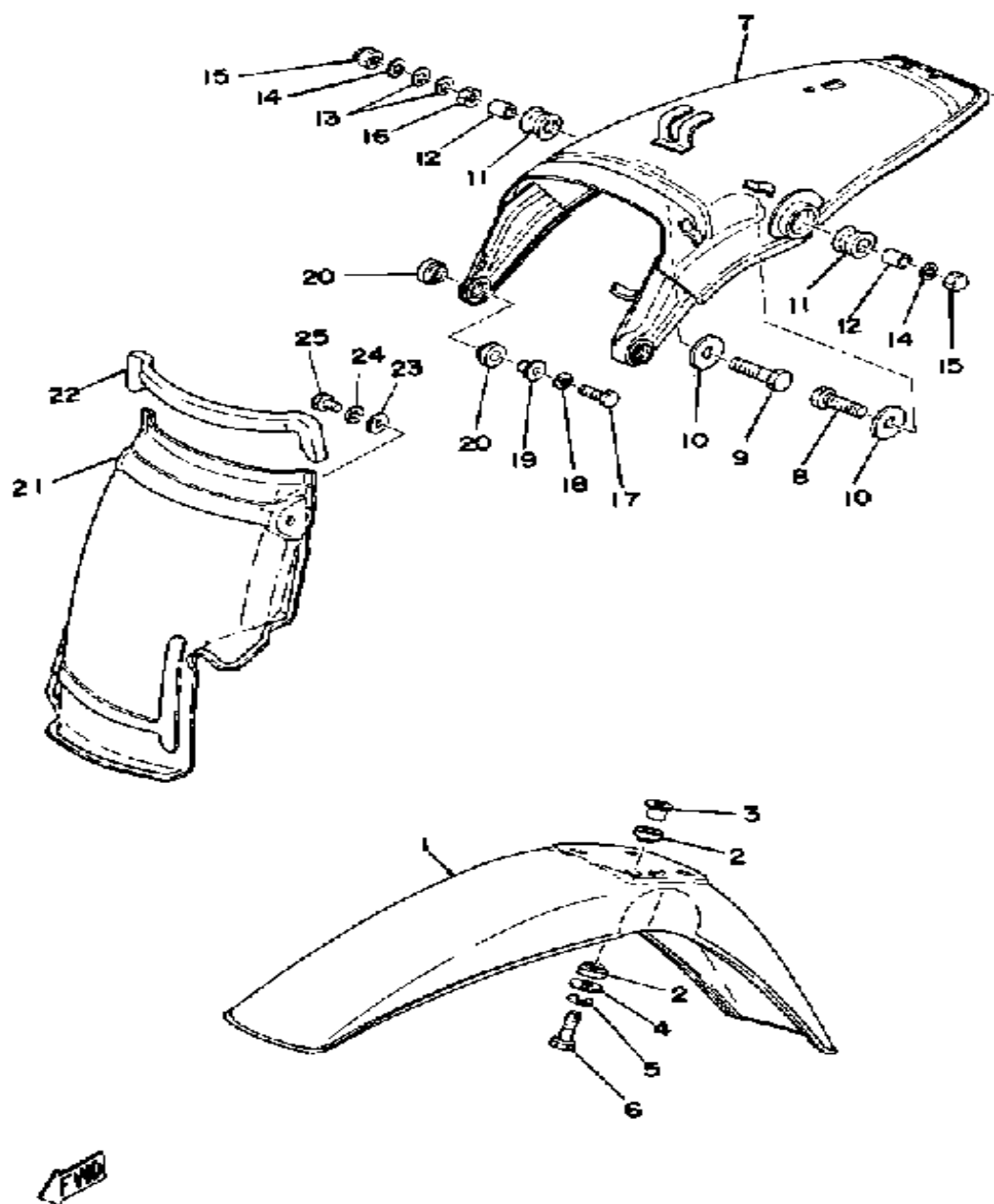
Ref. No.	Part Number	Description	Qty	Remarks
30	90430-27124-00	GASKET .....	1	
31	2J2-21771-02-00	BODY, CAP .....	1	
32	90467-10008-00	CLIP .....	2	
33	90445-11289-00	HOSE .....	1	
34	583-21756-00-00	NET, FILTER .....	1	
35	90430-22123-00	GASKET .....	1	
36	90105-08003-00	BOLT, WASHER BASED (834-6777-00) .....	1	
37	90201-08087-00	WASHER, PLATE .....	1	
38	(583-21755-00-00)	CLAMP, DAMPER .....	1	
39	97780-50110-00	SCREW, TAPPING .....	1	
40	90465-10090-00	CLAMP .....	1	
41	(90465-10018-00)	CLAMP .....	1	
42	583-22147-01-00	PROTECTOR, CHAIN .....	1	
43	90206-15023-00	WASHER, WAVE .....	1	
44	99009-15400-00	CIRCLIP .....	1	
45	(90446-07114-00)	HOSE .....	1	
46	437-83936-01-00	BAND, SWITCH CORD .....	1	
47	55E-21308-00-00	HELMET HANGER ASSEMBLY	1	
48	98603-06018-00	SCREW, OVAL HEAD .....	1	
49	2A6-23408-00-00	STEERING LOCK ASSEMBLY	1	
50	90502-08005-00	SPRING, CONICAL (214-23485-00) .....	1	
51	3DM-23484-00-00	CAP, HANDLE LOCK .....	1	
52	90206-04003-00	WASHER, WAVE (214-23488-00)	1	
53	90269-04003-00	RIVET .....	1	
54	437-83936-01-00	BAND, SWITCH CORD .....	1	
55	(90465-08144-00)	CLAMP .....	1	
56	90465-08028-00	CLAMP .....	1	

CONTINUED ON NEXT FRAME ►

FRAME

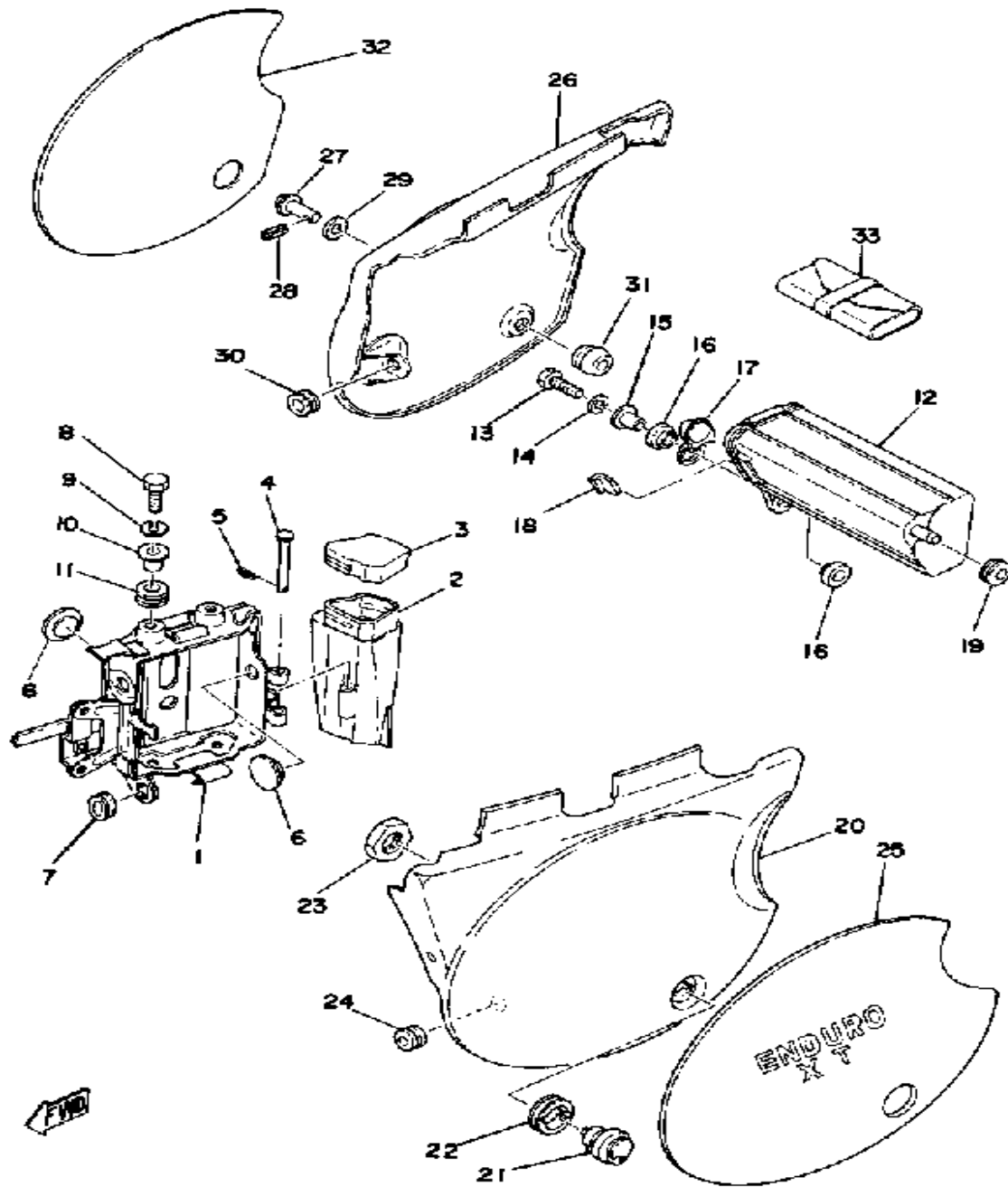
Ref. No.	Part Number	Description	Qty	Remarks
57	92995-06100-00	WASHER, SPRING .....	1	
58	98503-06014-00	SCREW, PAN HEAD (92502-06016) .....	1	





# FRONT FENDER - REAR FENDER

Ref. No.	Part Number	Description	Qty	Remarks
1	583-21511-00-36	FENDER, FRONT (583-21511-00)	1	CLEAN WHITE
2	322-21541-00-00	DAMPER 1	8	
3	90387-06388-00	COLLAR	4	
4	90201-06067-00	WASHER, PLATE	4	
5	92995-06100-00	WASHER, SPRING	4	
6	97021-06030-00	BOLT	4	
7	1U6-21610-00-36	FENDER, REAR	1	CLEAN WHITE
8	97313-08035-00	BOLT, HEXAGON	1	
9	97313-08045-00	BOLT	1	
10	90201-08753-00	WASHER, PLATE	2	
11	168-21639-00-00	DAMPER 2	2	
12	(90387-09258-00)	COLLAR	2	M6-011
13	92990-08200-00	WASHER, PLAIN	2	M6-011
14	92990-08100-00	WASHER	2	
15	95303-08800-00	NUT (CROWN) (95301-08800)	2	
16	95303-08700-00	NUT	1	
17	97011-06025-00	BOLT (97001-06025)	2	
18	92995-06100-00	WASHER, SPRING	2	
19	90387-07391-00	COLLAR	2	
20	322-21541-00-00	DAMPER 1	4	
21	583-21629-00-00	GUARD, MUD	1	
22	583-21746-00-00	DAMPER	1	
23	90201-06571-00	WASHER, PLATE	3	
24	92995-06100-00	WASHER, SPRING	3	
25	97011-06016-00	BOLT	3	

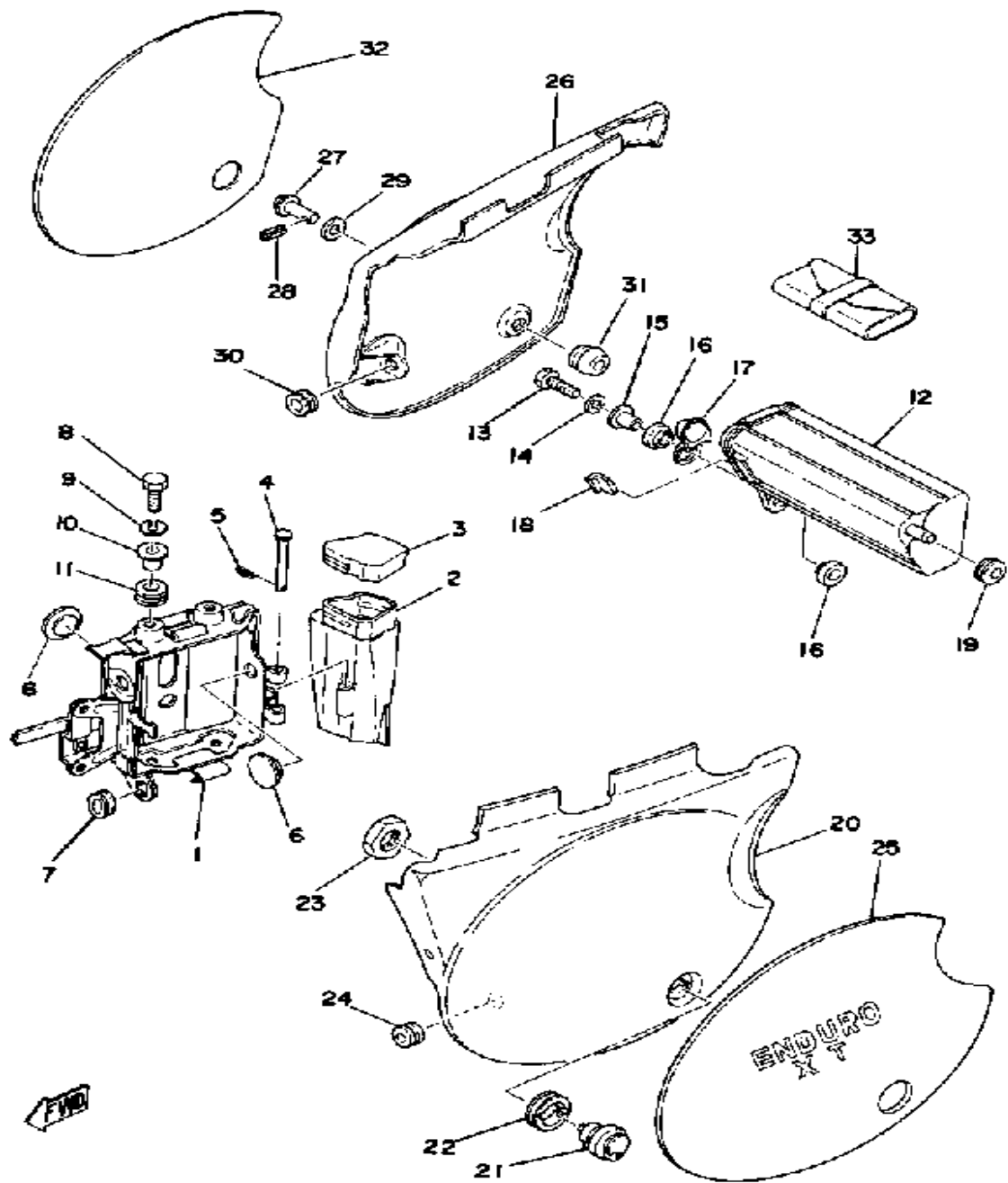


## SIDE COVER - BATTERY BOX

Ref. No.	Part Number	Description	Qty	Remarks
1	(1E6-21240-00-00)	BOX, BATT. ....	1	
2	1E6-21245-00-00	BOX ....	1	
3	1E6-21399-00-00	CAP, TOOL BOX ....	1	
4	91701-05055-00	PIN, CLEVIS ....	1	
5	90468-10050-00	CLIP ....	1	
6	371-82121-00-00	PAD, BATTERY ....	4	
7	90480-01176-00	GROMMET ....	1	
8	97011-06025-00	BOLT (97001-06025) ....	2	
9	92995-06100-00	WASHER, SPRING ....	2	
10	90387-07391-00	COLLAR ....	2	
11	90480-14023-00	GROMMET ....	2	
12	(1E6-21171-00-00)	BOX, TOOL ....	1	
13	97011-06025-00	BOLT (97001-06025) ....	1	
14	92995-06100-00	WASHER, SPRING ....	1	
15	90387-06388-00	COLLAR ....	1	
16	322-21541-00-00	DAMPER 1 ....	2	
17	(1E6-21715-00-00)	WASHER, SPECIAL 1 ....	1	
18	90480-16185-00	GROMMET ....	1	
19	90480-15058-00	GROMMET ....	1	
20	4T9-21711-00-00	COVER, SIDE 1 ....	1	CLEAN WHITE
21	1E6-21708-00-00	SIDE CVR LOCK ASSEMBLY .	1	
22	90480-24186-00	GROMMET ....	1	
23	90170-22187-00	NUT ....	1	
24	90480-01176-00	GROMMET ....	1	
25	(1E6-21786-00-00)	EMBLEM 6 ....	1	
26	4R9-21721-00-00	COVER, SIDE 2 ....	1	CLEAN WHITE
27	583-21714-00-00	KNOB, SIDE COVER 1 ....	1	
28	91609-25018-00	PIN, SPRING ....	1	
29	90201-06063-00	WASHER, PLATE ....	1	

CONTINUED ON NEXT FRAME ►

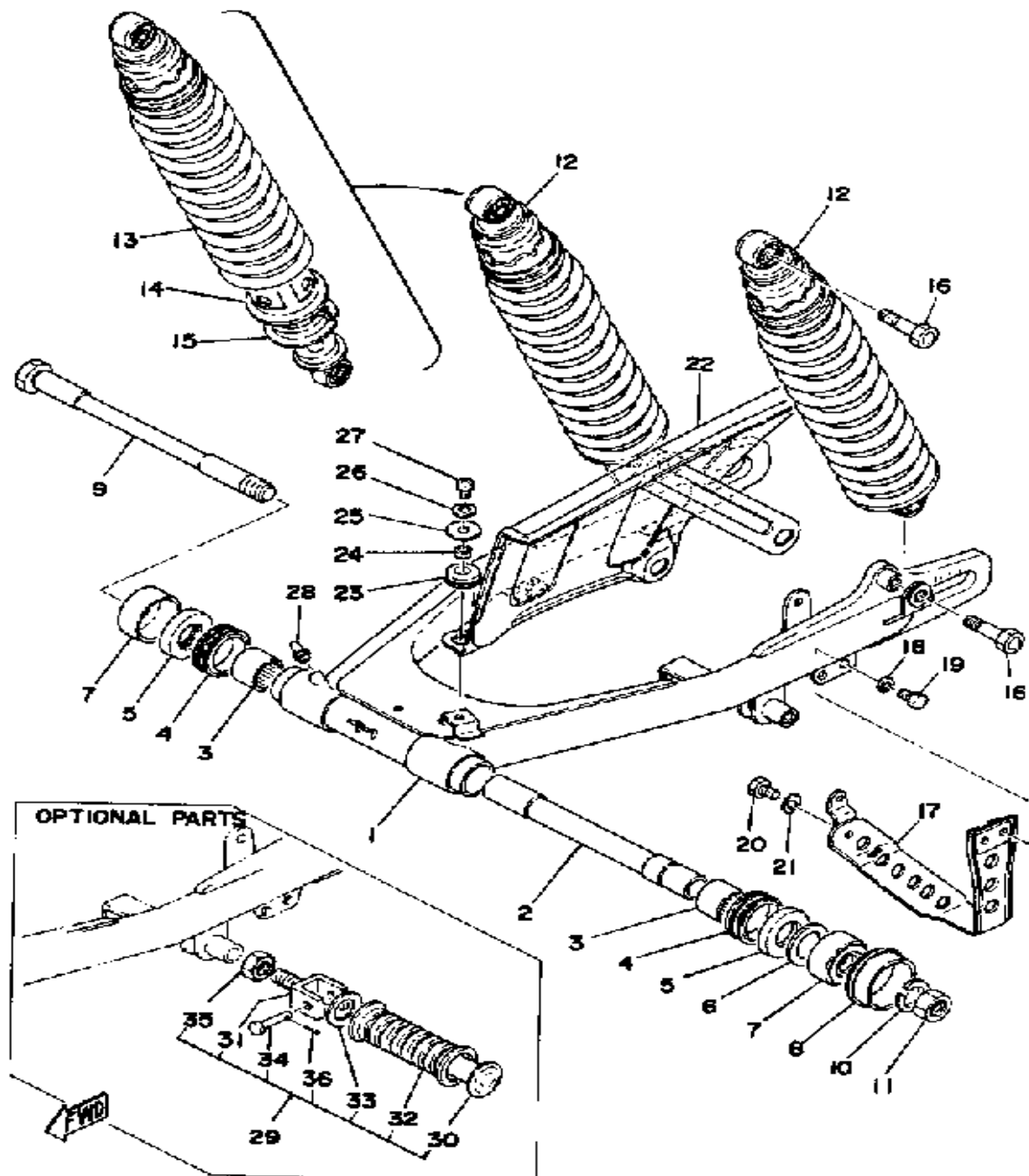
# SIDE COVER - BATTERY BOX



Ref. No.	Part Number	Description	Qty	Remarks
30	583-21747-00-00	DAMPER .....	1	
31	90480-01176-00	GROMMET .....	1	
32	(1E6-21787-00-00)	EMBLEM 7 .....	1	
33	1JN-W2810-00-00	TOOL KIT (1E6-28100-10) ....	1	



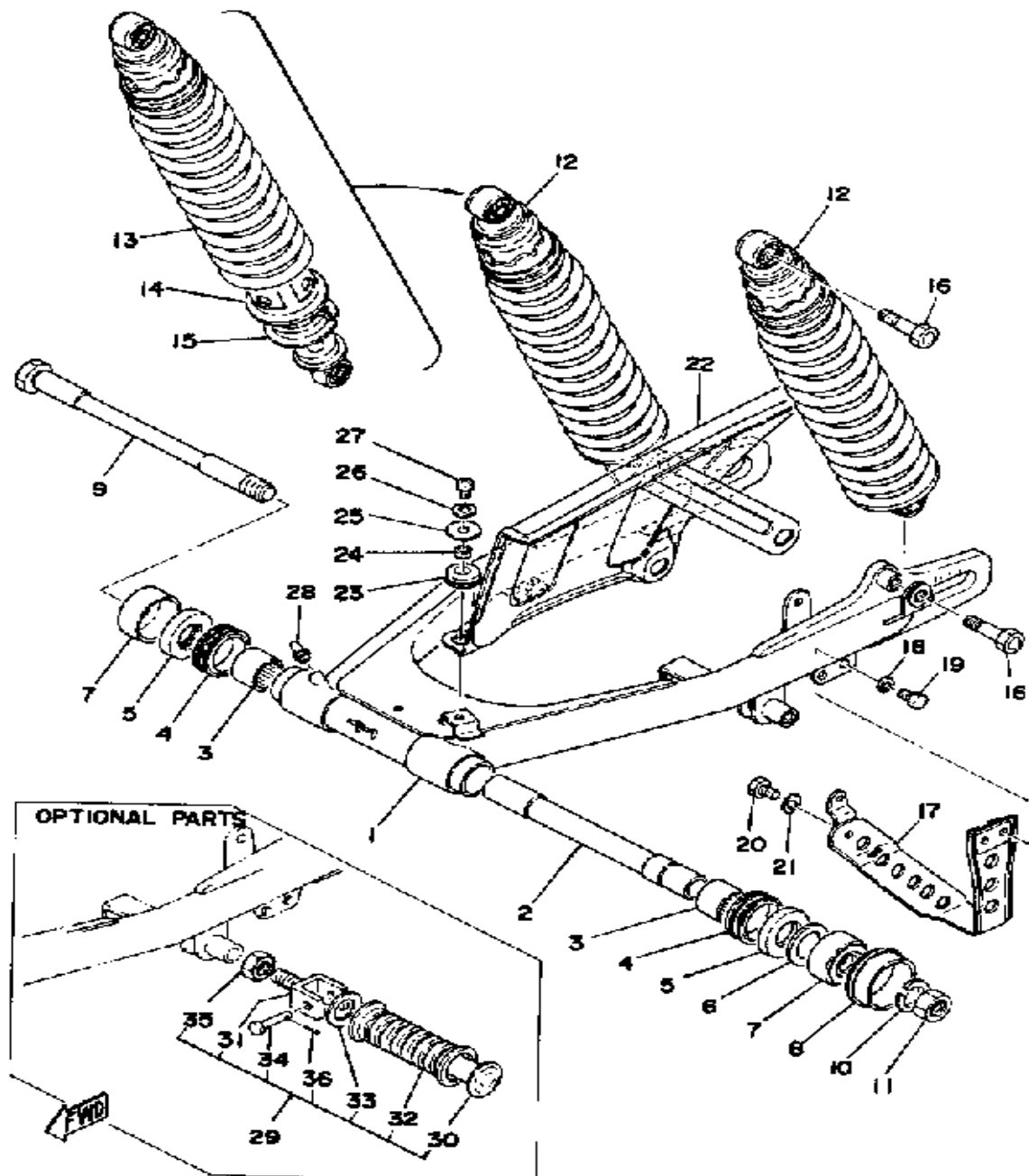
REAR ARM - REAR CUSHION - CHAIN C



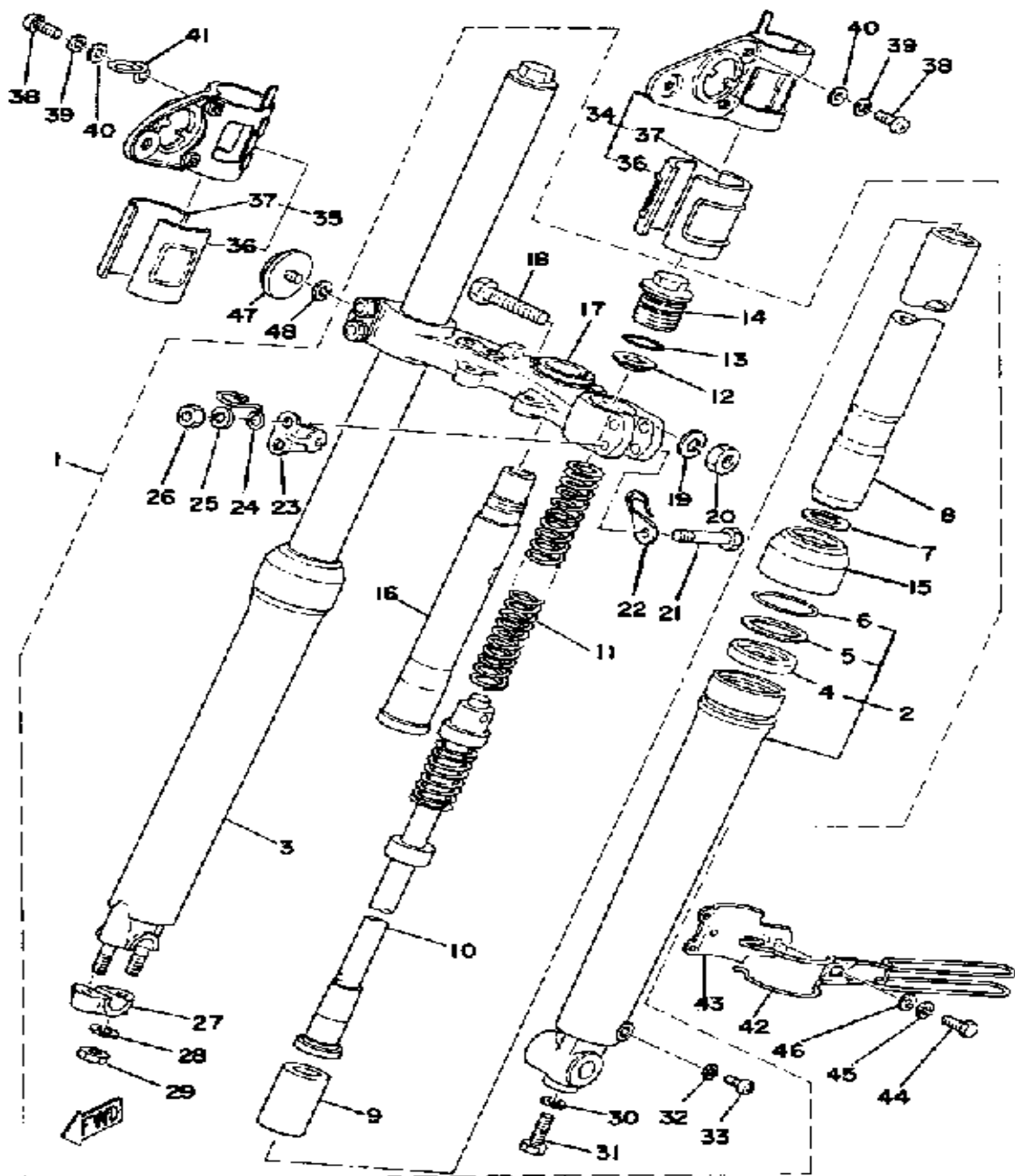
Ref. No.	Part Number	Description	Qty	Remarks
1	(1E6-22110-00-33)	REAR ARM .....	1	YAMAHA BLACK
2	483-22124-00-00	BUSH 2 .....	1	
3	93317-22208-00	BEARING, CYLINDER.# 7 ....	2	
4	93108-35004-00	OIL SEAL (35-41-8) .....	2	
5	93342-22205-00	BEARING, FLAT # 2 .....	2	
6	648-45533-00-02	SHIM (90201-22284) .....	1	
7	2K8-22129-00-00	. COVER, THRUST 2 .....	1	
	431-22151-03-00	. SEAL, GUARD .....	1	
	99999-00938-00	THRUST COVER (483-22129-00)	1	
8	431-22151-03-00	SEAL, GUARD .....	1	
9	583-22141-01-00	SHAFT, PIVOT .....	1	
10	92901-16100-00	WASHER, SPRING .....	1	
11	90170-16111-00	NUT, HEXAGON .....	1	
12	(1E6-22210-00-00)	SHK/ABS ASSEMBLY, REAR .	2	
13	(583-22212-00-00)	SPRING .....	2	
14	(583-22211-00-00)	COVER .....	2	
15	583-22214-00-00	. GUIDE, SPRING 1 .....	2	
16	90109-10420-00	BOLT .....	4	
17	(438-22318-00-33)	GUARD, CHAIN .....	1	YAMAHA BLACK
18	92995-06100-00	WASHER, SPRING .....	2	
19	97001-06018-00	BOLT .....	2	
20	97313-08018-00	BOLT, HEXAGON (97301-08016)	1	M6-011
21	92995-06100-00	WASHER, SPRING .....	1	
22	(1E6-22311-00-33)	CASE, CHAIN .....	1	YAMAHA BLACK
23	90480-12529-00	GROMMET .....	3	
24	90560-05001-00	SPACER .....	3	
25	90201-06407-00	WASHER, PLATE (90201-06747-00 )	3	
26	92990-05100-00	WASHER, SPRING .....	3	

CONTINUED ON NEXT FRAME ➤

REAR ARM - REAR CUSHION - CHAIN C



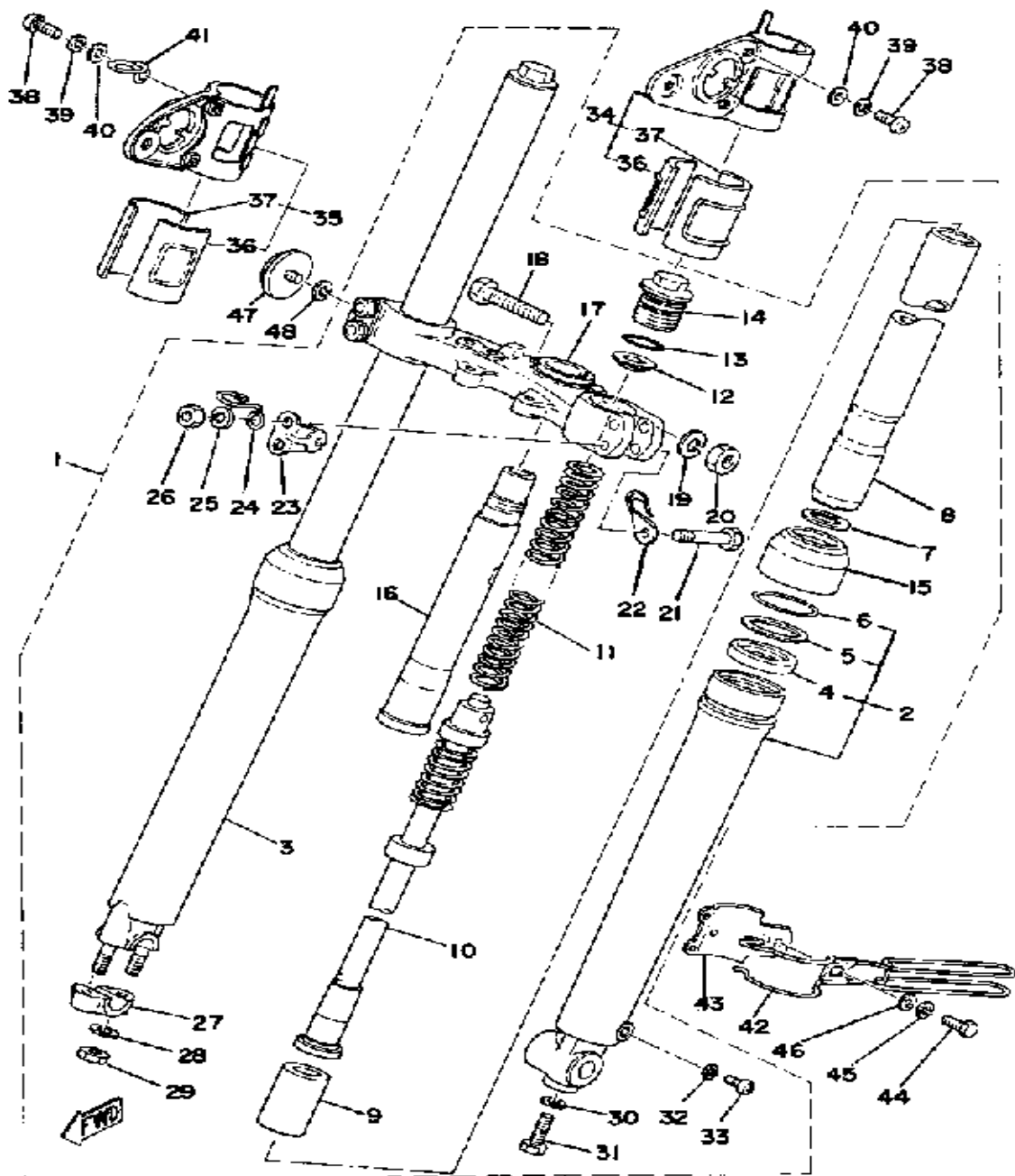
Ref. No.	Part Number	Description	Qty	Remarks
27	98580-05010-00	SCREW, PAN HEAD	3	
28	93700-06M03-00	NIPPLE, GREASE	1	
29	120-27430-02-00	RR FOOTREST ASSEMBLY 1	2	OPTIONAL PARTS
30	120-27431-00-00	. FOOTREST, REAR 1	2	OPTIONAL PARTS
31	120-27432-02-00	. BRACKET 1	2	OPTIONAL PARTS
32	120-27433-00-00	. COVER, REAR FOOTREST	2	OPTIONAL PARTS
33	90201-20279-00	. WASHER, PLATE	2	OPTIONAL PARTS
34	(90240-06052-00)	PIN, CLEVIS	2	OPTIONAL PARTS
35	95301-12700-00	. NUT (95302-12700)	2	OPTIONAL PARTS
36	91490-16020-00	. PIN, COTTER	2	OPTIONAL PARTS



# FRONT FORK

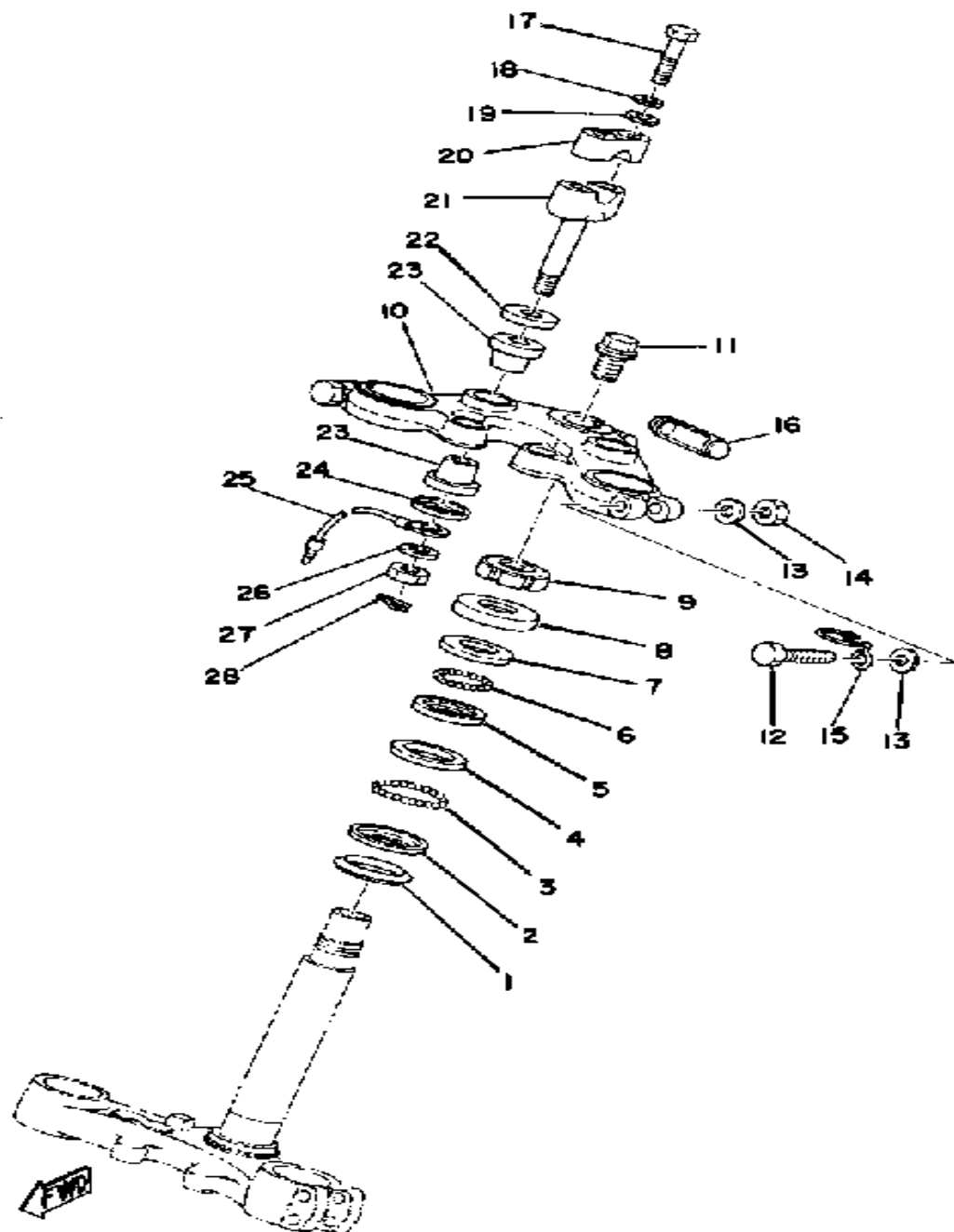
Ref. No.	Part Number	Description	Qty	Remarks
1	(1E6-23101-00-00)	FRONT FORK ASSEMBLY . . . .	1	
2	(583-23126-01-00)	TUBE, OUTER 1 . . . . .	1	
3	(583-23136-00-00)	TUBE, OUTER 2 . . . . .	1	
4	48Y-23145-00-00	. . OIL SEAL . . . . .	2	
5	341-23146-50-00	. . WASHER, OIL SEAL . . . . .	2	
6	341-23156-50-00	. . CLIP, OIL SEAL . . . . .	2	
7	(93450-30039-00)	CIRCLIP, INNER . . . . .	2	
8	(583-23124-00-00)	TUBE, INNER 1 . . . . .	2	
9	(583-23171-00-00)	PISTON, FRONT FORK . . . . .	2	
10	(583-23170-00-00)	CYLINDER, FRTFRK . . . . .	2	
11	(583-23141-00-00)	SPRING, FRONT FORK . . . . .	2	
12	583-23142-00-00	. SEAT, SPRING UPPER . . . . .	2	
13	240-23114-00-00	. GASKET . . . . .	2	
14	2W6-23111-00-00	. BOLT, CAP (583-23111-00) . .	2	
15	583-23144-00-00	. SEAL, DUST . . . . .	2	
16	(1E6-23341-00-00)	SHAFT, STEERING . . . . .	1	
17	(2H1-23340-00-33)	UNDER BRACKET . . . . .	1	YAMAHA BLACK
18	(322-23356-00-00)	BOLT 2 . . . . .	1	
19	92990-10100-00	. LOCKWASHER . . . . .	1	
20	(322-23357-00-00)	NUT . . . . .	1	
21	90101-08340-00	. BOLT . . . . .	4	
22	(90462-08024-00)	CLAMP . . . . .	1	
23	(1E6-23122-00-33)	COVER, OUTER 1 . . . . .	2	YAMAHA BLACK
24	4H7-23317-00-00	. HOLDER, CABLE . . . . .	1	
25	92990-08100-00	. WASHER . . . . .	4	
26	(90170-08180-00)	NUT, HEXAGON . . . . .	4	
27	291-23167-61-00	. HOLDER, AXLE (291-23167-60)	1	
28	92901-08600-00	. WASHER . . . . .	2	
29	90185-08089-00	. NUT, SELF-LOCKING . . . . .	2	

CONTINUED ON NEXT FRAME ➤



# FRONT FORK

Ref. No.	Part Number	Description	Qty	Remarks
30	509-23158-L0-00	. GASKET .....	2	
31	278-23181-50-00	. BOLT, HEXAGON SOCKET HEAD .....	2	
32	122-23129-00-00	. GASKET, DRAIN PLUG .....	2	
33	98580-04008-00	. SCREW, PAN HEAD .....	2	
34	(1N5-23121-00-33)	COVER, UPPER 1 .....	1	YAMAHA BLACK
35	(1N5-23131-00-33)	COVER, UPPER 2 .....	1	YAMAHA BLACK
36	(1N5-23137-00-00)	GASKET, UPPER CVR 1 .....	2	
37	(1E6-23138-00-00)	GASKET, UPPER CVR 2 .....	2	
38	98580-06018-00	SCREW, PAN HEAD .....	4	
39	92995-06100-00	WASHER, SPRING .....	4	
40	92901-06600-00	WASHER .....	4	
41	(1E6-23389-00-00)	GUIDE, CABLE .....	1	
42	(1E6-23318-00-00)	HOLDER, CABLE 1 .....	1	
43	(1E6-23319-00-00)	HOLDER, CABLE 2 .....	1	
44	97011-06020-00	BOLT .....	1	
45	92995-06100-00	WASHER, SPRING .....	1	
46	92901-06600-00	WASHER .....	1	
47	355-85111-01-00	REFLECTOR, FRONT 1 .....	2	
48	92990-05100-00	WASHER, SPRING .....	2	



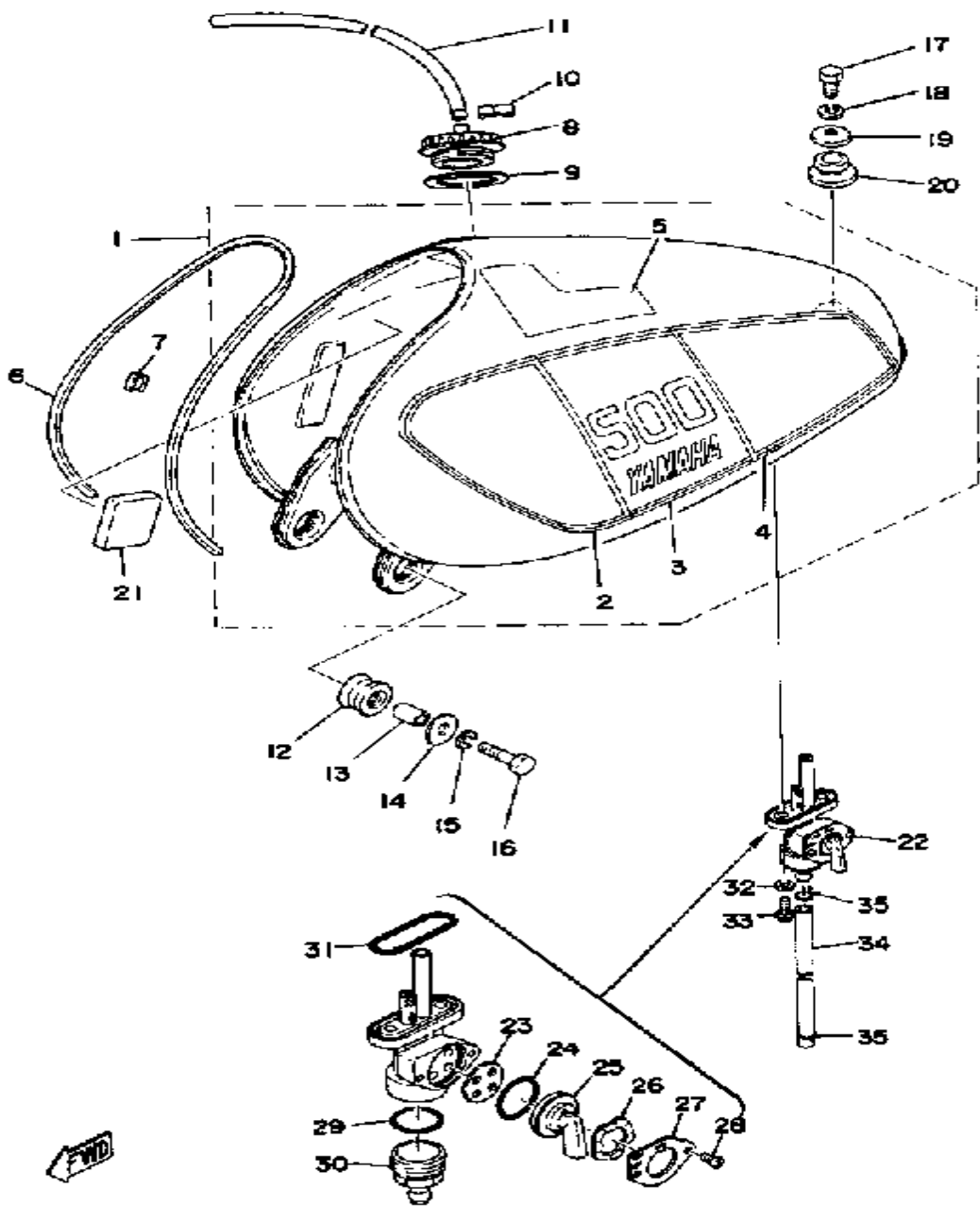
# STEERING

Ref. No.	Part Number	Description	Qty	Remarks
1	164-23462-00-00	SEAL, STEERING .....	1	
2	156-23411-00-00	RACE, BALL 1 .....	1	
3	93501-04011-00	BALL .....	19	
4	156-23412-00-00	RACE, BALL 2 .....	1	
5	22F-23412-01-00	RACE, BALL 2 .....	1	
6	93503-16010-00	BALL .....	22	
7	22F-23411-01-00	RACE, BALL 1 .....	1	
8	(583-23416-00-00)	COVER, BALL RACE 2 .....	1	
9	90179-25033-00	NUT .....	1	
10	(1E6-23435-01-98)	CROWN, HANDLE .....	1	FROSTING BLACK
11	90105-14136-00	BOLT, WASHER BASED .....	1	
12	97313-08055-00	BOLT, HEXAGON .....	3	
13	90201-08083-00	WASHER, PLATE .....	6	
14	95611-08100-00	NUT, U .....	3	
15	4H7-23317-00-00	HOLDER, CABLE .....	1	
16	583-23469-00-00	CAP, BOLT .....	1	
17	97313-08040-00	BOLT, HEXAGON (97322-08040) .....	4	
18	92990-08100-00	WASHER .....	4	
19	90201-08083-00	WASHER, PLATE .....	4	
20	1E6-23441-00-00	HOLDER, HANDLE UPR .....	2	FROSTING BLACK
21	1E6-23442-00-00	HOLDER, HANDLE LWR .....	2	FROSTING BLACK
22	90209-12143-00	WASHER, SPEC'L SHAP .....	2	
23	1E6-23434-00-00	HOLDER, DAMPER .....	4	
24	90209-12143-00	WASHER, SPEC'L SHAP .....	2	
25	4J1-82519-00-00	UNAVAILABLE IN PRICE BOOK (584-82519-00) .....	1	
26	92990-10100-00	LOCKWASHER .....	2	
27	95303-10700-00	NUT .....	2	
28	90468-12006-00	CLIP .....	2	

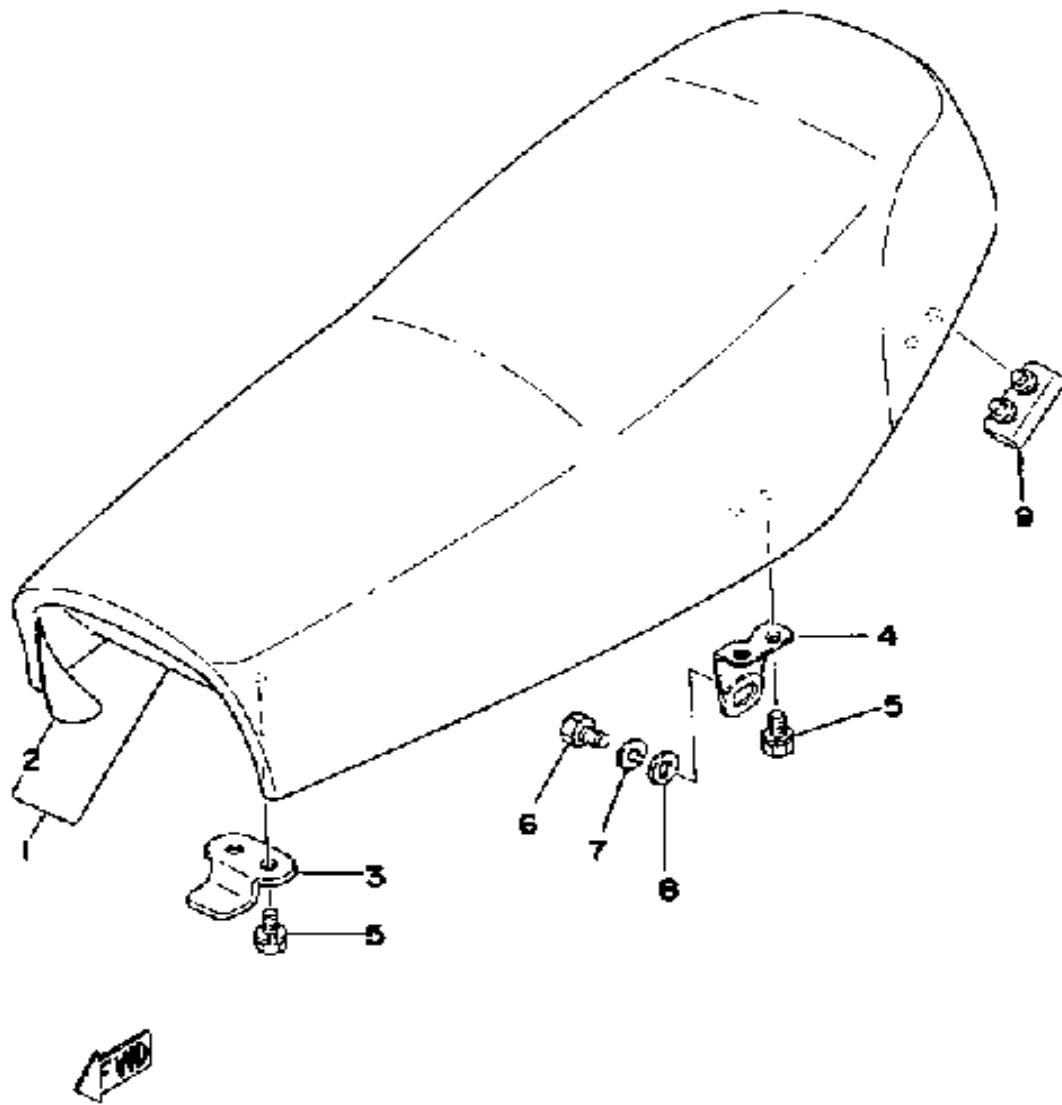
FUEL TANK

Ref. No.	Part Number	Description	Qty	Remarks
1	(1E6-24110-00-01)	FUEL TANK .....	1	CLEAN WHITE
2	(583-24244-00-00)	GRAPHIC, FUEL TNK 1 .....	1	
	(583-24248-00-00)	GRAPHIC, FUEL TNK 5 .....	1	
3	583-24245-00-00	. GRAPHIC, FUEL TNK 2 (LEFT)	1	
	583-24249-00-00	. GRAPHIC, FUEL TNK 6 (RIGHT) .....	1	
4	(583-24246-00-00)	GRAPHIC, FUEL TNK 3 .....	1	
	583-24254-00-00	. GRAPHIC, FUEL TNK 7 (RIGHT) .....	1	
5	(583-24247-00-00)	GRAPHIC, FUEL TNK 4 .....	1	
	583-24255-00-00	. GRAPHIC, FUEL TNK 8 (RIGHT) .....	1	
6	(1E6-24189-00-00)	PLATE, MOLD .....	1	
7	90468-03063-00	CLIP .....	6	
8	322-24611-02-00	BODY, CAP .....	1	
9	90430-35122-00	GASKET .....	1	
10	90468-15064-00	CLIP .....	2	
11	90445-09111-00	HOSE .....	1	
12	90480-22177-00	GROMMET .....	2	
13	90387-086N4-00	COLLAR .....	2	
14	90201-06570-00	WASHER, PLATE .....	2	
15	92995-06100-00	WASHER, SPRING .....	2	
16	97021-06030-00	BOLT .....	2	
17	97313-08018-00	BOLT, HEXAGON (97301-08016)	1	
18	92990-08100-00	WASHER .....	1	
19	90209-08150-00	WASHER, SPEC'L SHAP (90209-08097) .....	1	
20	90480-22054-00	GROMMET .....	1	
21	583-24182-00-00	DAMPER, LOCATING 2 .....	2	
22	498-24500-01-00	FUEL COCK ASSEMBLY 1 (214-24500-02) .....	1	

CONTINUED ON NEXT FRAME ➤



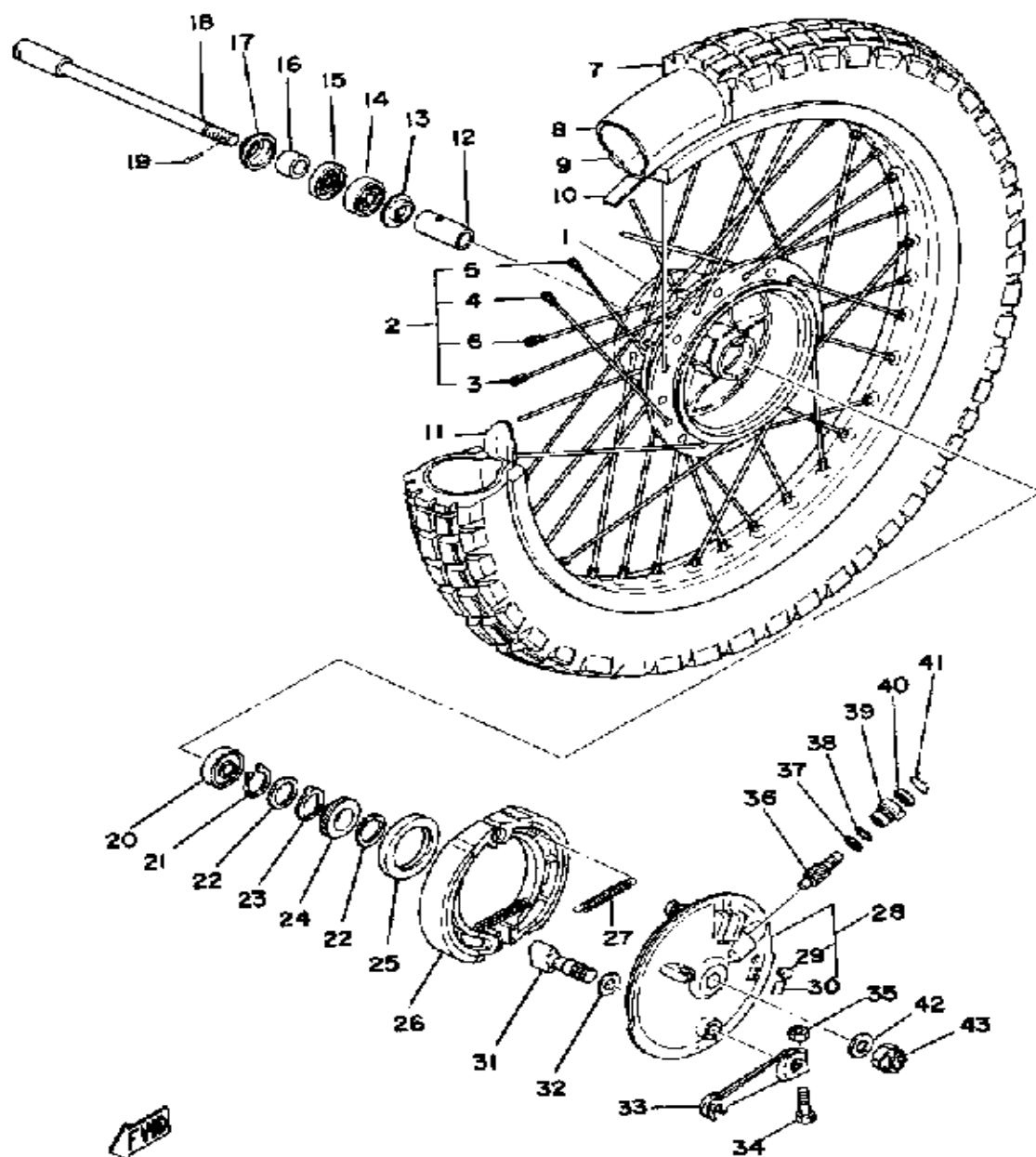




# SEAT

Ref. No.	Part Number	Description	Qty	Remarks
1	(1E6-24730-00-00)	DOUBLE SEAT ASSEMBLY ...	1	
2	2H0-24731-00-00	. COVER, DOUBLE SEAT (1E6-24731-00) .....	1	
3	2Y0-24748-00-00	BRACKET, SEAT .....	1	
4	(583-24738-00-00)	BRACKET, SEAT .....	2	
5	90101-06304-00	BOLT .....	6	
6	97313-08016-00	BOLT, HEXAGON .....	2	
7	92990-08100-00	WASHER .....	2	
8	92901-08600-00	WASHER .....	2	
9	583-24724-00-00	DAMPER, SEAT .....	2	

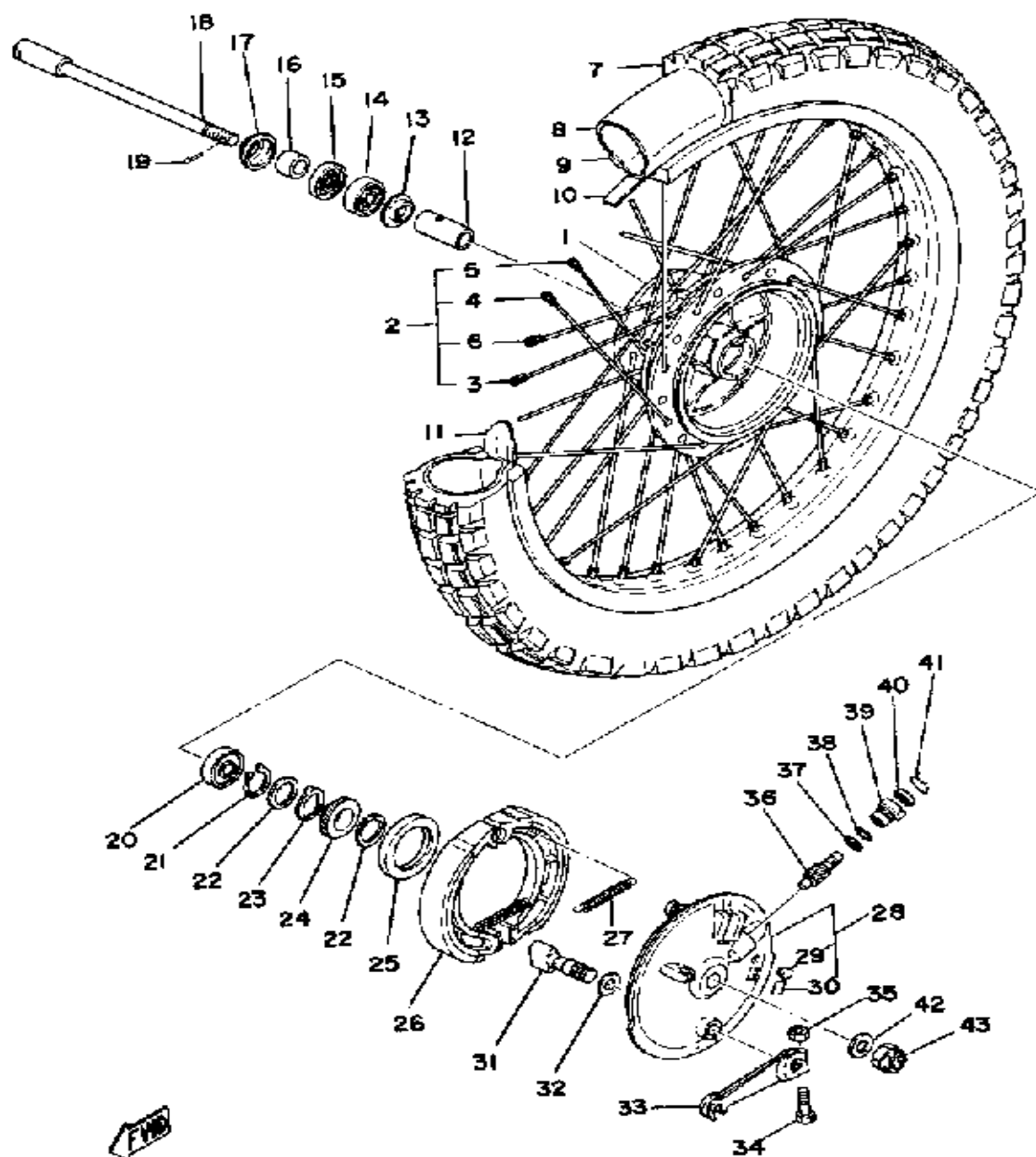




# FRONT WHEEL

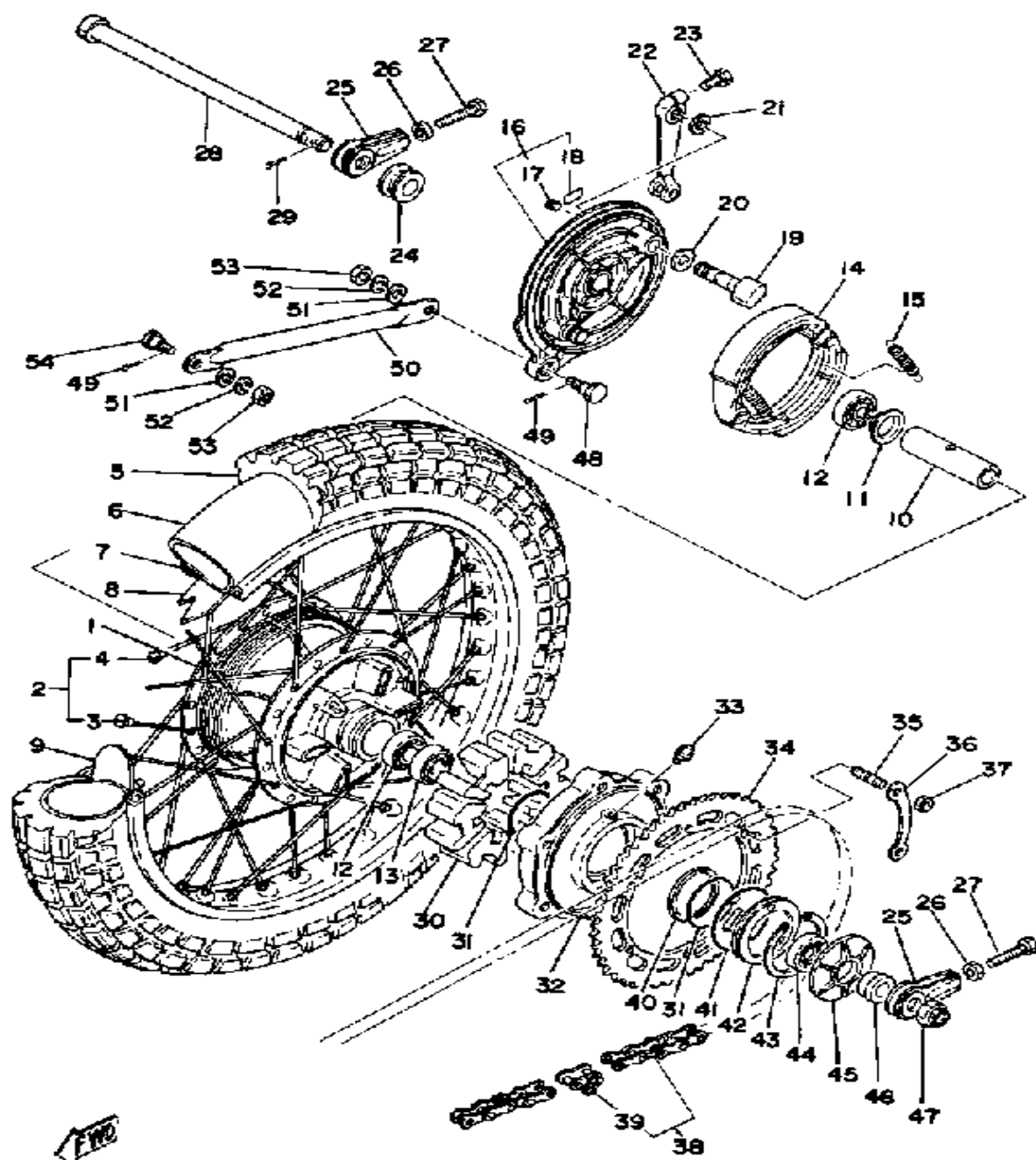
Ref. No.	Part Number	Description	Qty	Remarks
1	1E6-25111-00-98	HUB, FRONT .....	1	FROSTING BLACK
2	1E6-25104-01-00	SPOKE SET, FRONT .....	1	
3	(1E6-25196-91-00)	SPOKE SET, INNER 1 .....	1	10 PCS. M6-011
4	(1E6-25197-91-00)	SPOKE SET, OUTER 1 .....	1	10 PCS. M6-011
5	(1E6-25197-91-00)	SPOKE SET, OUTER 1 .....	1	10 PCS. M6-011
6	(1E6-25189-91-00)	SPOKE SET, OUTER 2 .....	1	10 PCS. M6-011
7	(94130-21350-00)	300X21 BS TW5A .....	1	
8	94227-21101-00	TUBE (80/100-21 TR4 BTL) ...	1	
9	94416-21326-00	RIM 1.60X 1 .....	1	
10	(94327-21024-00)	BAND, RIM .....	1	
11	1T1-25194-00-00	SPACER, BEAD .....	1	
12	90560-15293-00	SPACER .....	1	
13	146-25116-00-00	FLANGE, SPACER 2 .....	1	
14	93306-20209-00	BEARING (B6202) .....	1	
15	93102-20009-00	OIL SEAL .....	1	
16	90387-15529-00	COLLAR .....	1	
17	322-25118-00-00	COVER, HUB DUST .....	1	
18	583-25181-00-00	AXLE, WHEEL .....	1	
19	91401-30030-00	PIN, COTTER .....	1	
20	93306-20204-00	BEARING (B6202Z) .....	1	
21	93410-22014-00	CIRCLIP, S-TYPE .....	1	
22	90201-22283-00	WASHER, PLATE .....	2	
23	214-25149-01-00	CLUTCH, METER .....	1	
24	308-25135-00-00	GEAR, DRIVE .....	1	
25	93105-50010-00	OIL SEAL, SDD-TYPE (SDD-50-62-7) .....	1	
26	431-W2536-00-00	BRAKESHOE SET-2PCS .....	2	
27	90507-20002-00	SPRING, TENSION .....	2	
28	(1E6-25016-10-98)	BRAKE SHOE PLT ASSEMBLY	1	FROSTING BLACK

CONTINUED ON NEXT FRAME ➤



# FRONT WHEEL

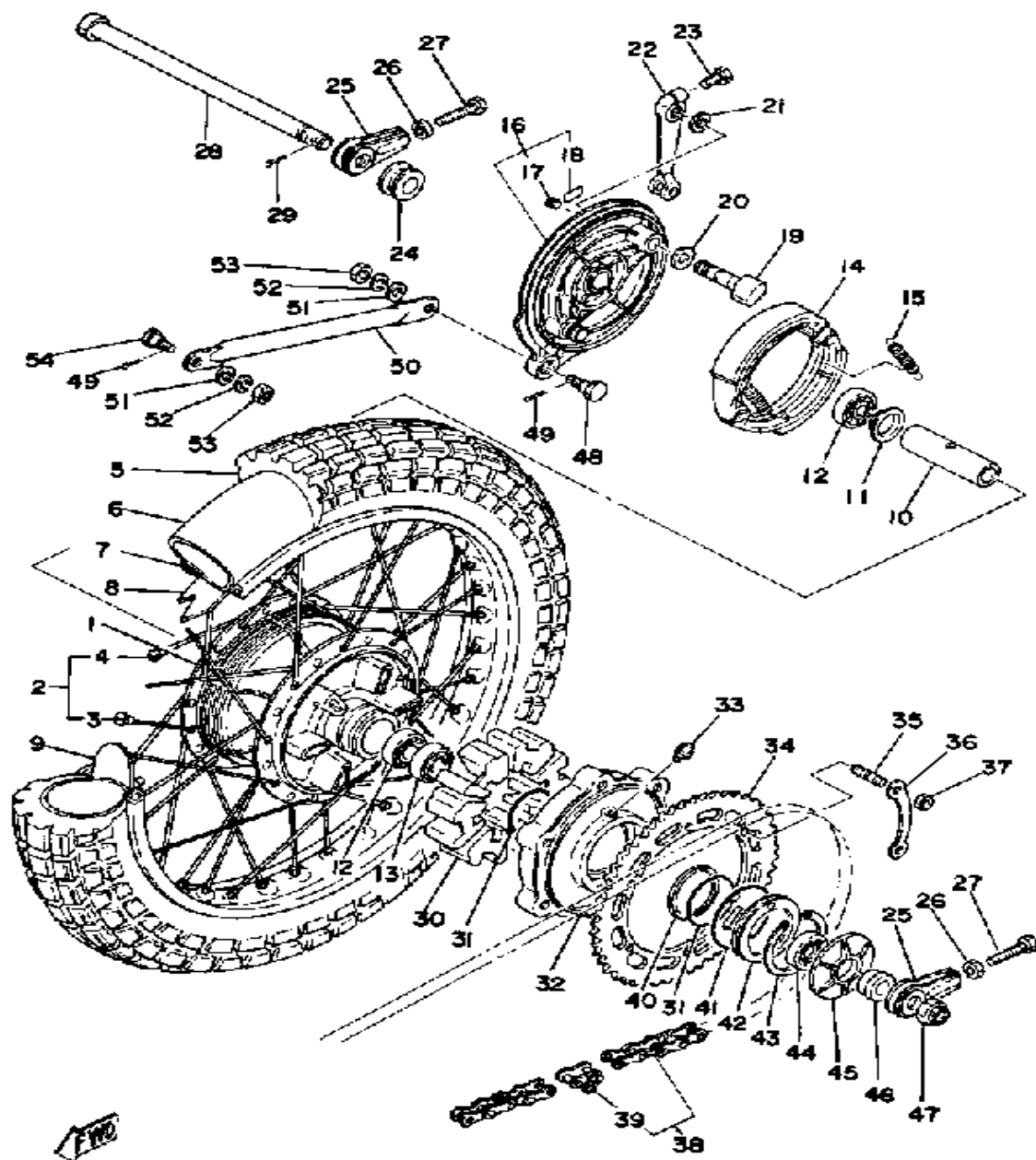
Ref. No.	Part Number	Description	Qty	Remarks
29	90480-10068-00	. GROMMET .....	1	
30	(437-25134-00-00)	LABEL, INDICATOR .....	1	
31	1E6-25151-00-00	CAMSHAFT .....	1	
32	148-25353-00-00	SHIM, CAMSHAFT .....	1	
33	2N6-25155-00-00	LEVER, CAMSHAFT 1 .....	1	
34	90101-06278-00	BOLT .....	1	
35	95380-06600-00	NUT .....	1	
36	308-25138-00-00	GEAR, METER .....	1	
37	90201-07076-00	WASHER, PLATE .....	1	
38	93210-14104-00	O-RING .....	1	
39	109-25136-00-00	BUSH .....	1	
40	93104-07003-00	OIL SEAL .....	1	
41	102-25137-00-00	RING, STOP .....	1	
42	92990-14200-00	WASHER, PLAIN .....	1	
43	90171-14020-00	NUT, CASTLE .....	1	



## REAR WHEEL

Ref. No.	Part Number	Description	Qty	Remarks
1	(1E6-25311-00-98)	HUB, REAR	1	FROSTING BLACK
2	1E6-25304-00-00	SPOKE SET, REAR	1	
3	(1E6-25391-90-00)	SPOKE SET, INNER 1	1	10 PCS.
4	(1E6-25392-90-00)	SPOKE SET, OUTER 1	1	10 PCS.
5	94140-18344-00	400X18 BS TW5A	1	
6	94240-18098-00	TUBE (4.00-18)	1	
7	94418-18199-00	RIM 1.85X 8	1	
8	94340-18022-00	BAND, RIM (4.00-18)	1	
9	1T2-25394-00-00	SPACER, BEAD	2	
10	90560-17311-00	SPACER	1	
11	146-25315-00-00	FLANGE, SPACER	1	
12	93306-20310-00	BEARING	2	
13	93306-20310-00	BEARING	1	
14	214-W2535-00-00	BRAKESHOE SET-2PCS	2	
15	90507-20002-00	SPRING, TENSION	2	
16	1E6-25321-12-98	BRAKE SHOE PLT ASSEMBLY	1	FROSTING BLACK
17	90480-10068-00	. GROMMET	1	
18	(437-25134-00-00)	LABEL, INDICATOR	1	
19	214-25351-01-00	CAMSHAFT	1	
20	148-25353-00-00	SHIM, CAMSHAFT	1	
21	148-25359-00-00	SEAL, CAMSHAFT	1	
22	4V5-25355-00-00	LEVER, CAMSHAFT (168-25355-00)	1	
23	97011-06025-00	BOLT (97001-06025)	1	
24	90387-17141-00	COLLAR	1	
25	48U-25388-00-00	PULLER, CHAIN 1	2	
26	95303-08700-00	NUT	2	
27	90101-08699-00	BOLT	2	
28	150-25381-00-00	AXLE, WHEEL	1	

CONTINUED ON NEXT FRAME ►

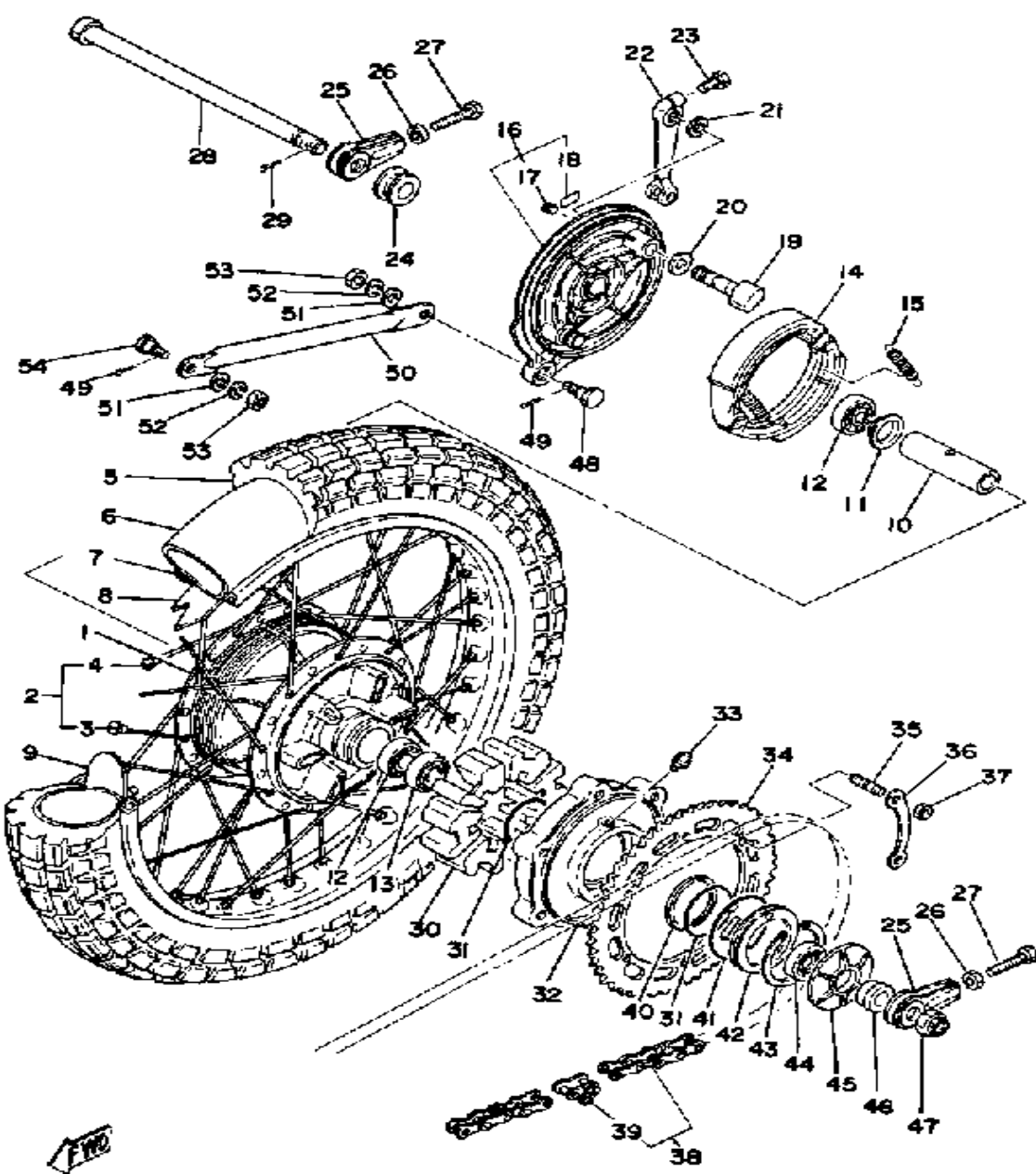


## REAR WHEEL

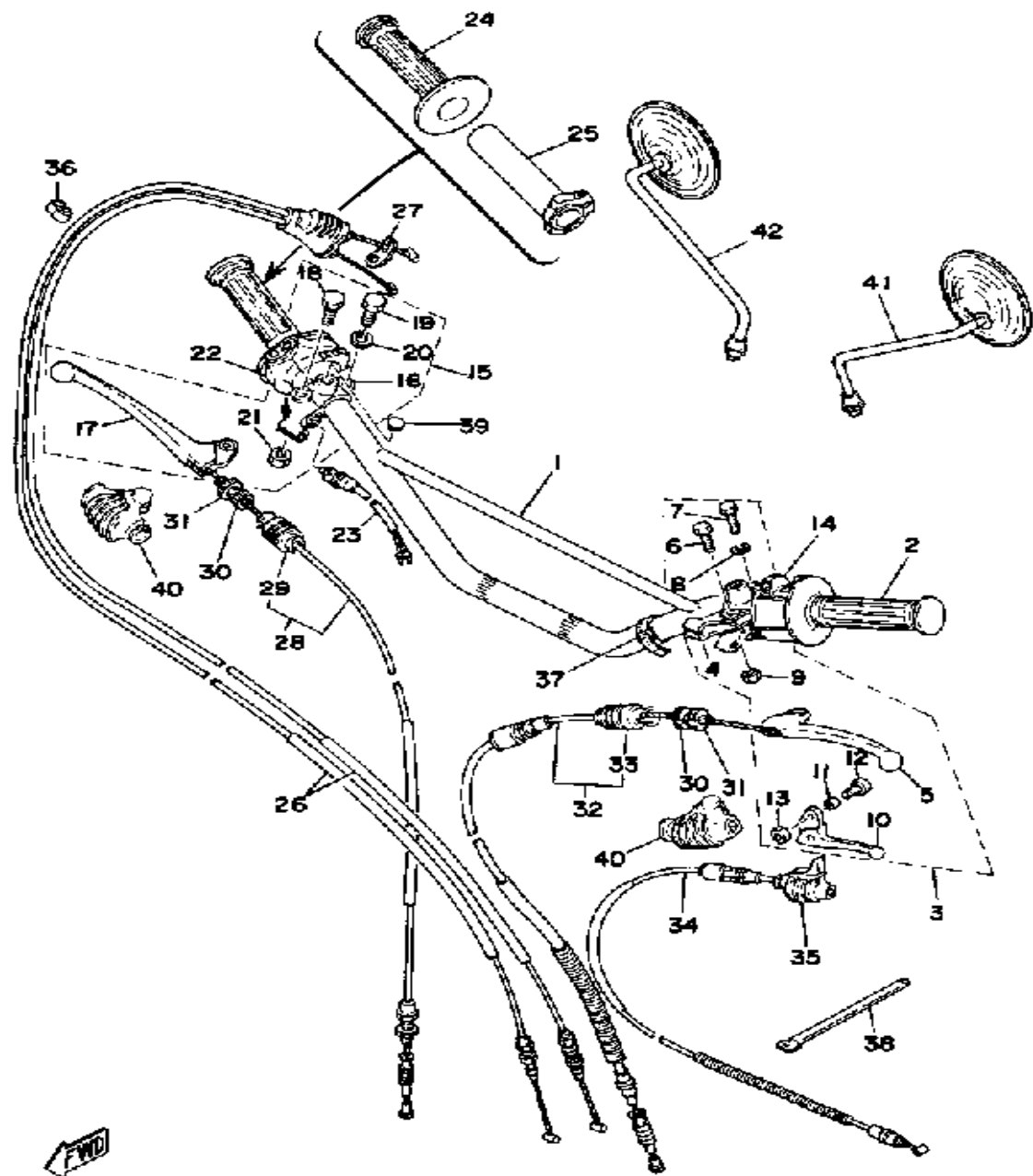
Ref. No.	Part Number	Description	Qty	Remarks
29	91401-30030-00	PIN, COTTER .....	1	
30	1E6-25364-00-00	DAMPER .....	6	
31	93210-52312-00	O-RING .....	2	
32	1E6-25366-00-98	CLUTCH, HUB .....	1	FROSTING BLACK
33	93700-06M03-00	NIPPLE, GREASE .....	1	
34	38W-25444-20-00	SPROCKET, DRIVN 44T .....	1	U.R. STD
	583-25440-10-00	SPROCKET, DRIVN 40T .....	1	U.R.
	583-25442-10-00	SPROCKET, DRIVN 42T .....	1	U.R.
	583-25446-10-00	SPROCKET, DRIVN 46T .....	1	U.R.
	583-25448-10-00	SPROCKET, DRIVN 48T (48T) .	1	U.R.
35	90116-08218-00	BOLT, STUD .....	6	
36	583-25412-00-00	WASHER .....	3	
37	90170-08193-00	NUT, HEXAGON .....	6	
38	94585-20110-00	520 DS 110L (DK-520K-102L) (94535-20110) .....	1	
39	94685-20011-00	. JOINT CHAIN .....	1	
40	1E6-25318-00-00	STOPPER, HUB .....	2	
41	93210-71311-00	O-RING .....	1	
42	1E6-25319-01-00	SEAL, HUB DUST .....	1	
43	93450-78080-00	CIRCLIP, INNER .....	1	
44	93102-25061-00	OIL SEAL, SD-TYPE .....	1	
45	1E6-25367-00-00	COVER, HUB DUST .....	1	
46	90387-17530-00	COLLAR .....	1	
47	90171-16007-00	NUT, CASTLE (275-25382-00) .	1	
48	90109-08406-00	BOLT .....	1	
49	91490-20020-00	PIN, COTTER .....	2	
50	3H7-25371-00-00	BAR, TENSION .....	1	
51	92990-08200-00	WASHER, PLAIN .....	2	
52	92990-08100-00	WASHER .....	2	

CONTINUED ON NEXT FRAME ►

# REAR WHEEL



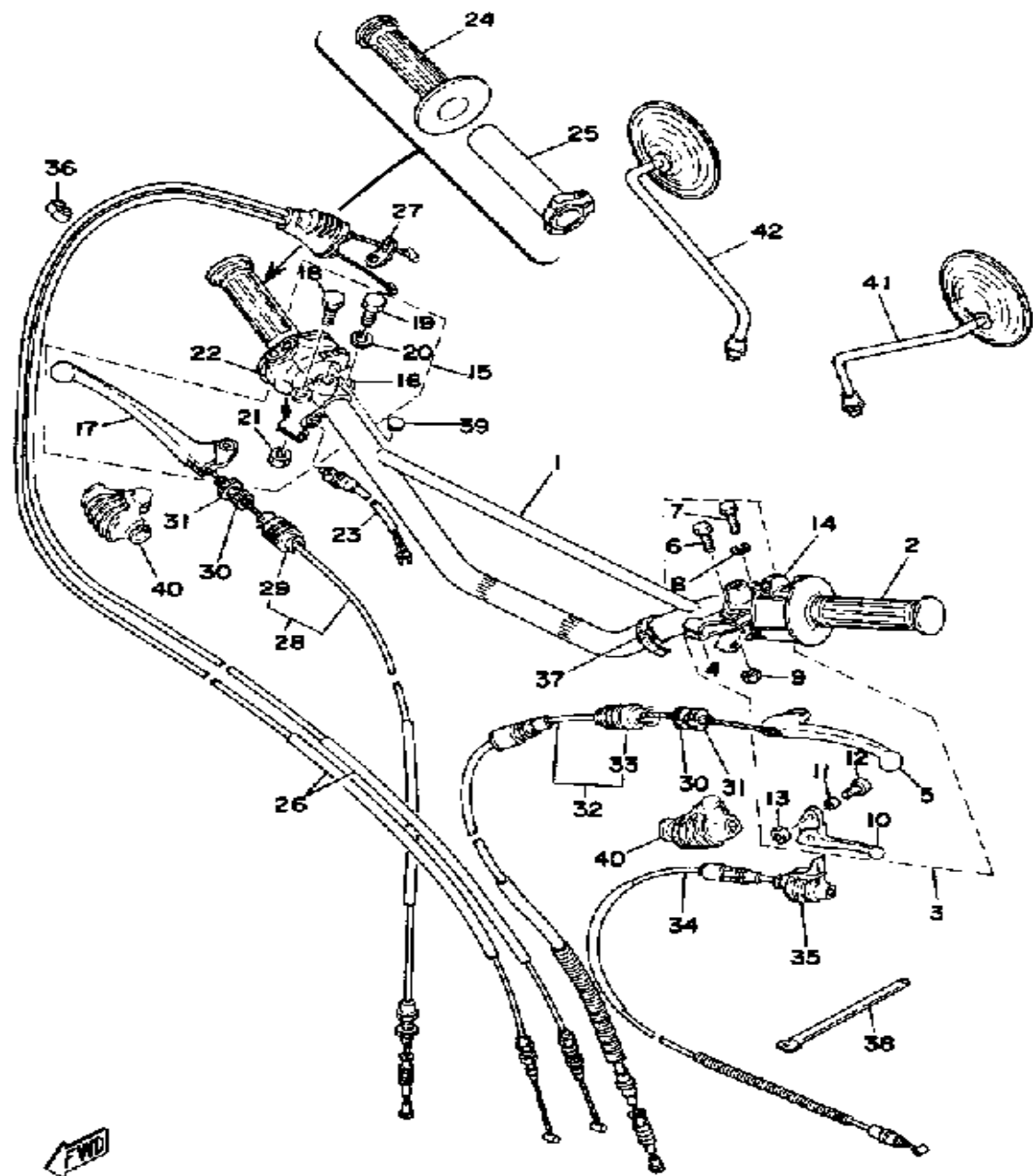
Ref. No.	Part Number	Description	Qty	Remarks
53	95303-08700-00	NUT .....	2	
54	90109-08368-00	BOLT .....	1	



## HANDLE - WIRE

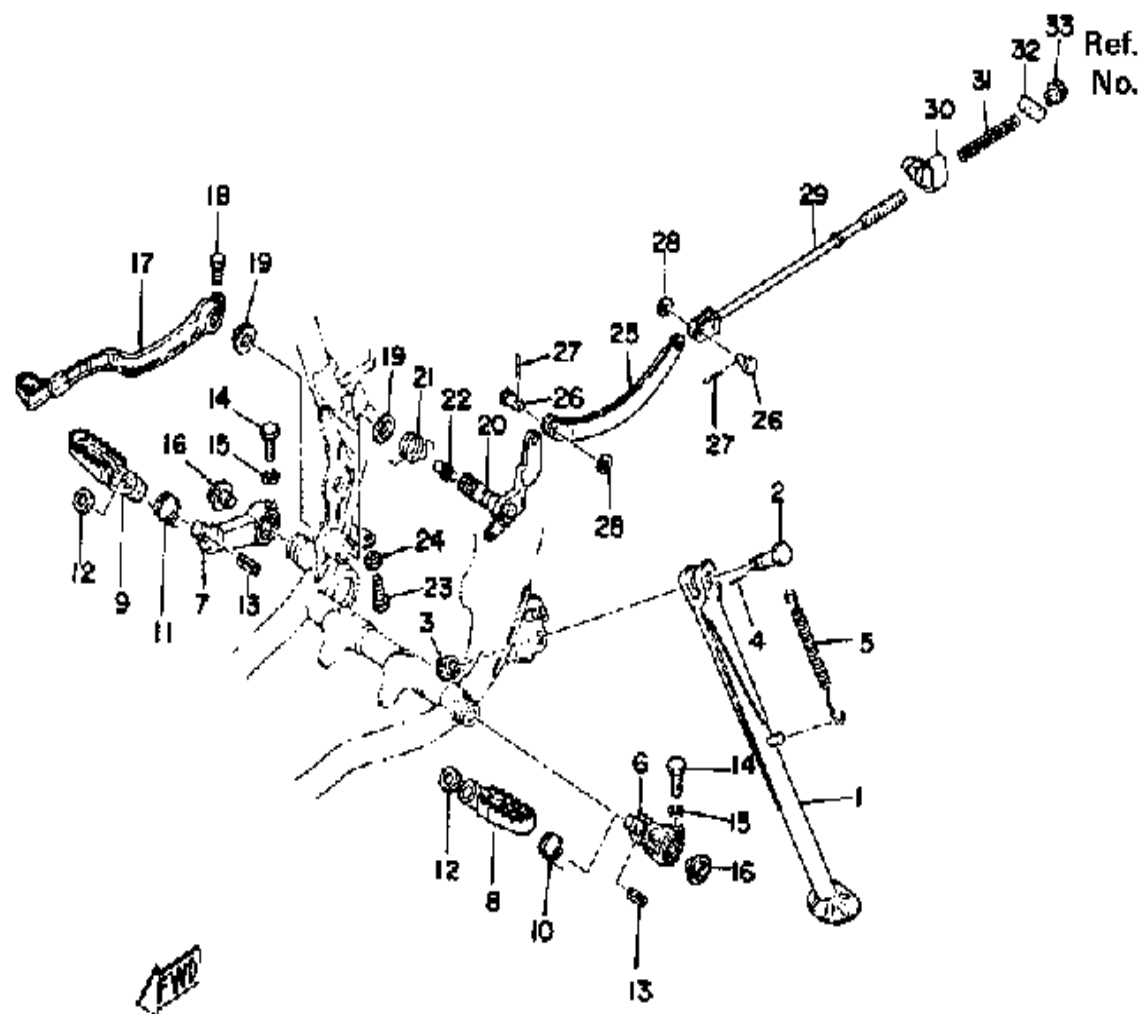
Ref. No.	Part Number	Description	Qty	Remarks
1	(1E6-26111-00-00)	HANDLEBAR .....	1	
2	1E6-26241-00-00	GRIP LH .....	1	
3	(583-82910-01-00)	LEVER HOLDER ASSEMBLY 1 .....	1	FROSTING BLACK
4	583-82911-02-00	. HOLDER, LEVER 1 .....	1	
5	1J3-83912-20-00	. LEVER L .....	1	
6	90109-06797-00	. BOLT .....	1	
7	97003-06022-00	. BOLT, HEXAGON (97301-06022) .....	1	
8	92995-06100-00	. WASHER, SPRING .....	1	
9	95601-06100-00	. NUT, U .....	1	
10	583-83981-00-00	LEVER, DECOMPRESSION ...	1	
11	583-83913-00-00	COLLAR, decompression lever	1	
12	98501-05018-00	SCREW, PAN HEAD .....	1	
13	95601-05100-00	NUT, U .....	1	
14	1R6-83972-00-00	SWITCH, HANDLE 4 0 1 .....	1	
15	1E6-W8292-30-00	LEVER HOLDER ASSEMBLY 2 .....	1	FROSTING BLACK
16	361-82920-93-00	. HOLDER, LEVER 2 (36182-92131-00) .....	1	
17	2A6-83922-00-00	. LEVER R .....	1	
18	90109-06797-00	. BOLT .....	1	
19	97003-06022-00	. BOLT, HEXAGON (97301-06022) .....	1	
20	92995-06100-00	. WASHER, SPRING .....	1	
21	95601-06100-00	. NUT, U .....	1	
22	1E6-83976-00-00	SWITCH, HANDLE 1 .....	1	
23	395-83980-00-00	STOP SWITCH ASSEMBLY ...	1	
24	583-26242-00-00	GRIP RH .....	1	
25	2H0-26243-00-00	TUBE, THRTL GUIDE .....	1	
26	583-26301-00-00	THROTTLE CABLE ASSEMBLY	1	
27	583-26398-00-00	WASHER .....	1	

CONTINUED ON NEXT FRAME ►



# HANDLE - WIRE

Ref. No.	Part Number	Description	Qty	Remarks
28	1E6-26341-00-00	CABLE, BRAKE (1200MM) ....	1	
29	1E6-26342-00-00	. BOOT, CABLE .....	2	
30	90123-08046-00	BOLT .....	2	
31	90179-08148-00	NUT .....	2	
32	1E6-26335-01-00	CABLE, CLUTCH .....	1	
33	1E6-26342-00-00	. BOOT, CABLE .....	1	
34	1E6-26331-00-00	CABLE, STARTER 1 .....	1	
35	583-26352-00-00	COVER, DECOMPRESSION CABLE .....	1	
36	90468-15009-00	CLIP .....	1	
37	437-83936-01-00	BAND, SWITCH CORD .....	5	
38	341-26397-01-00	BAND .....	1	
39	90338-09012-00	PLUG .....	1	
40	1E6-26372-00-00	COVER, HANDLE LEVER 1 ...	2	
41	1E6-26372-00-00	COVER, HANDLE LEVER 1 ...	1	
42	341-26290-01-00	BACK MIRROR RH (341-26290-01) .....	1	OPTIONAL PARTS

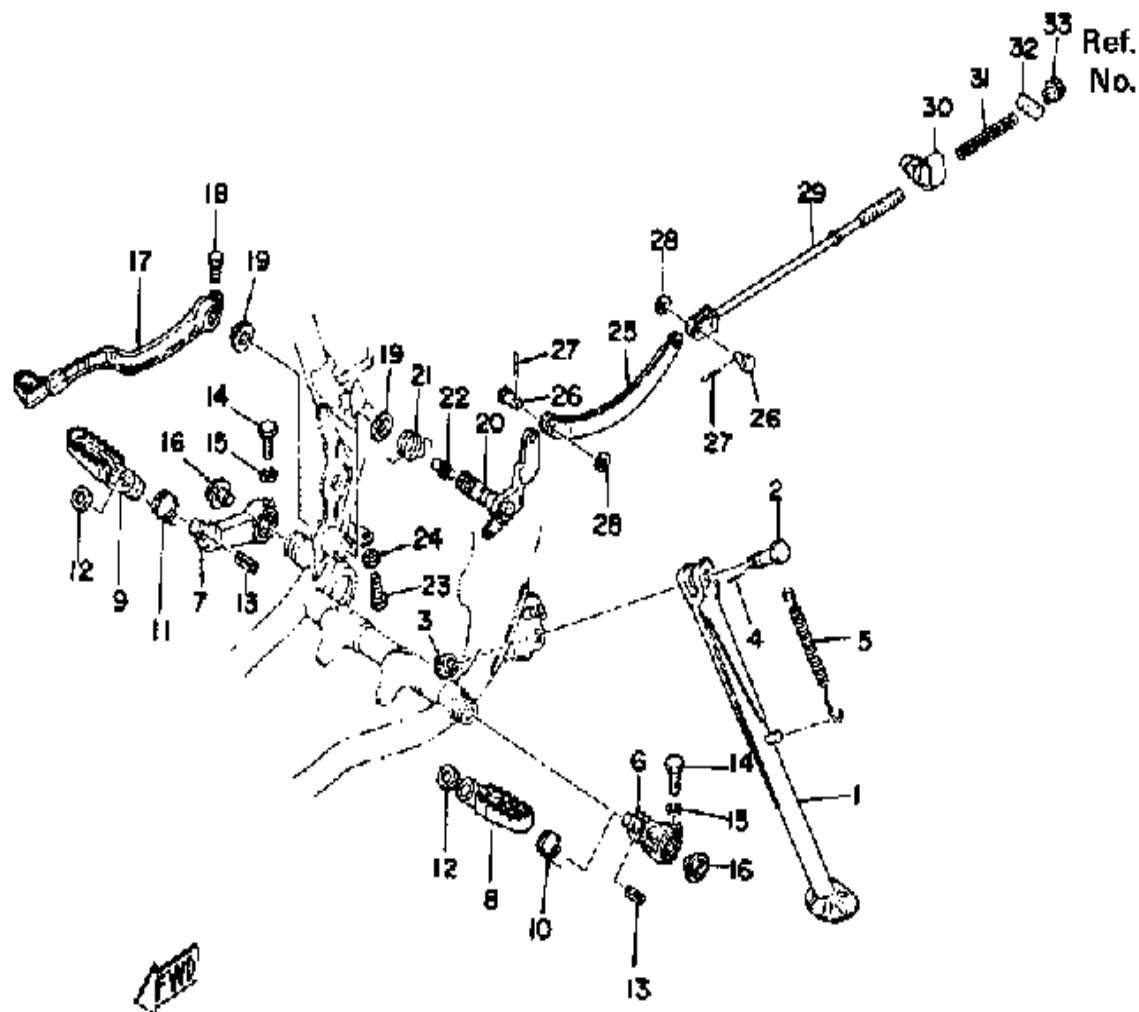


# STAND - FOOTREST - BRAKE PEDAL

Ref. No.	Part Number	Description	Qty	Remarks
1	1T1-27311-00-33	STAND, SIDE (583-27311-00) ..	1	
2	90102-10006-00	BOLT, WITH HOLE (278-27317-00) .....	1	
3	95303-10900-00	NUT, SLOTTED .....	1	
4	91490-20025-00	PIN, SPLIT .....	1	
5	90507-29009-00	SPRING, TENSION .....	1	
6	2Y0-27412-00-33	BRACKET, FOOTREST 1 .....	1	
7	2Y0-27422-00-33	BRACKET, FOOTREST 2 .....	1	
8	583-27411-00-00	FOOTREST 1 .....	1	
9	583-27421-00-00	FOOTREST 2 .....	1	
10	90508-26277-00	SPRING, TORSION .....	1	
11	90508-26276-00	SPRING, TORSION .....	1	
12	90201-122A7-00	WASHER, PLATE .....	2	
13	91609-30020-00	PIN, SPRING .....	2	
14	97001-08025-00	BOLT (1NV) .....	2	
15	92990-08100-00	WASHER .....	2	
16	97011-10016-00	BOLT, HEXAGON .....	2	
17	1U6-27211-00-93	PEDAL, BRAKE .....	1	
18	97011-06020-00	BOLT .....	1	
19	498-27235-00-00	COVER, DUST .....	2	
20	1E6-27252-00-00	LEVER, BRAKE PEDAL .....	1	
21	90508-32278-00	SPRING, TORSION .....	1	
22	93700-06M03-00	NIPPLE, GREASE .....	1	
23	90153-06008-00	SCREW, HEXAGON .....	1	
24	90170-06184-00	NUT, HEXAGON .....	1	
25	583-27241-00-00	ROD, JOINT .....	1	
26	90240-08051-00	PIN, CLEVIS .....	2	
27	91490-20020-00	PIN, COTTER .....	2	
28	90201-08624-00	WASHER, PLATE .....	2	

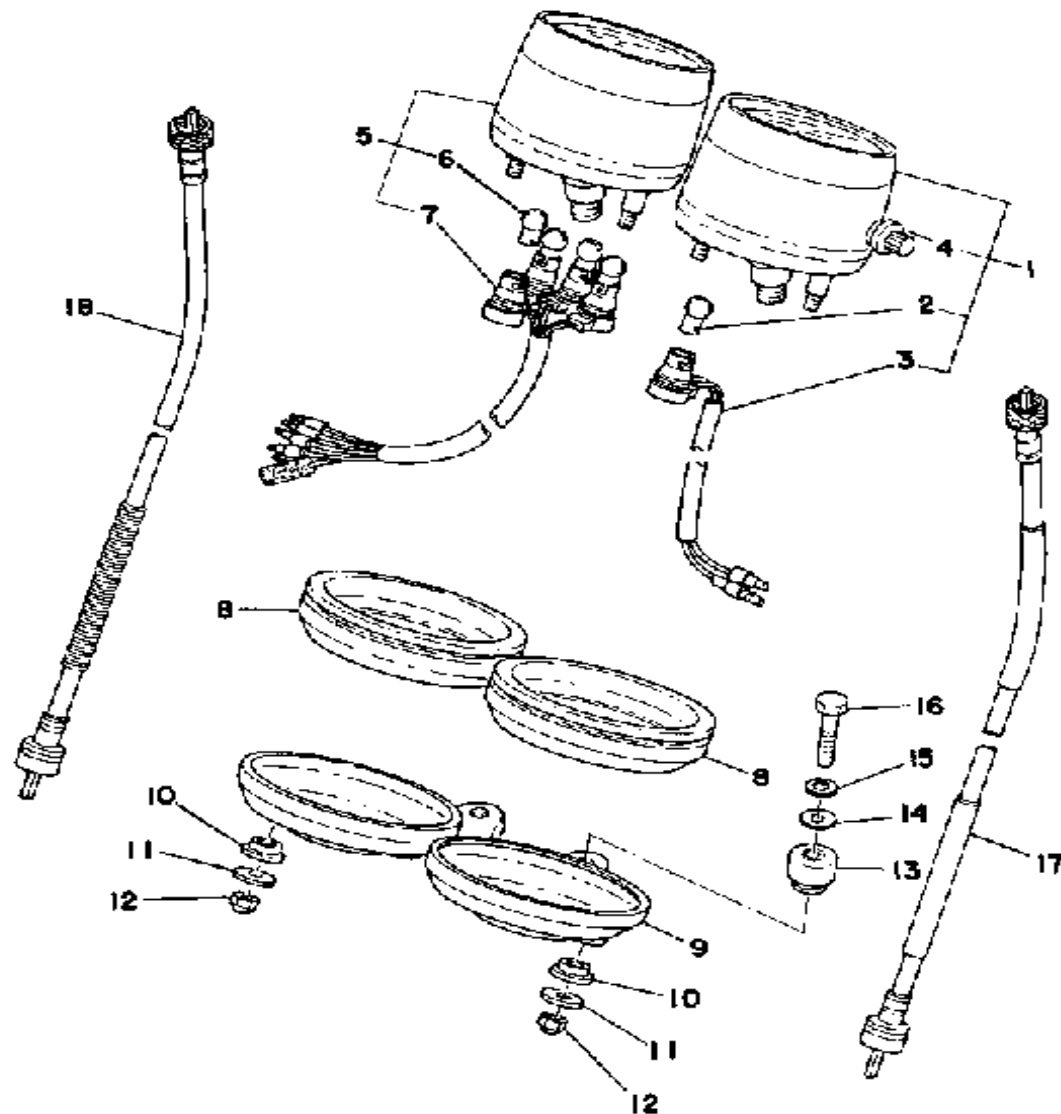
CONTINUED ON NEXT FRAME ➤





# STAND - FOOTREST - BRAKE PEDAL

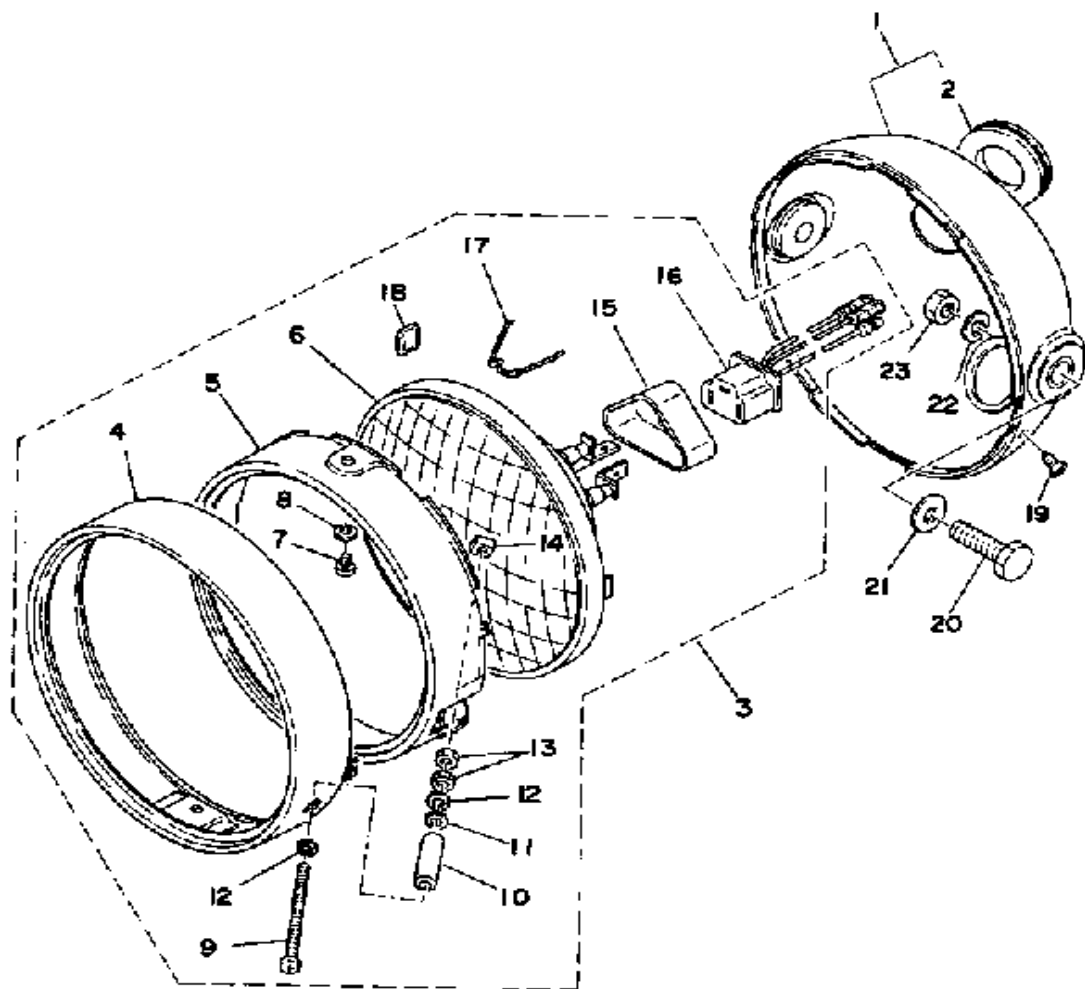
Ref. No.	Part Number	Description	Qty	Remarks
29	583-27231-00-00	ROD, BRAKE .....	1	
30	1E6-27244-00-00	COVER .....	1	
31	90501-10245-00	SPRING, COMPRESSION .....	1	
32	90249-12008-00	PIN .....	1	
33	90179-06006-00	NUT, SPEC'L SHAPE .....	1	



FWD

# METER

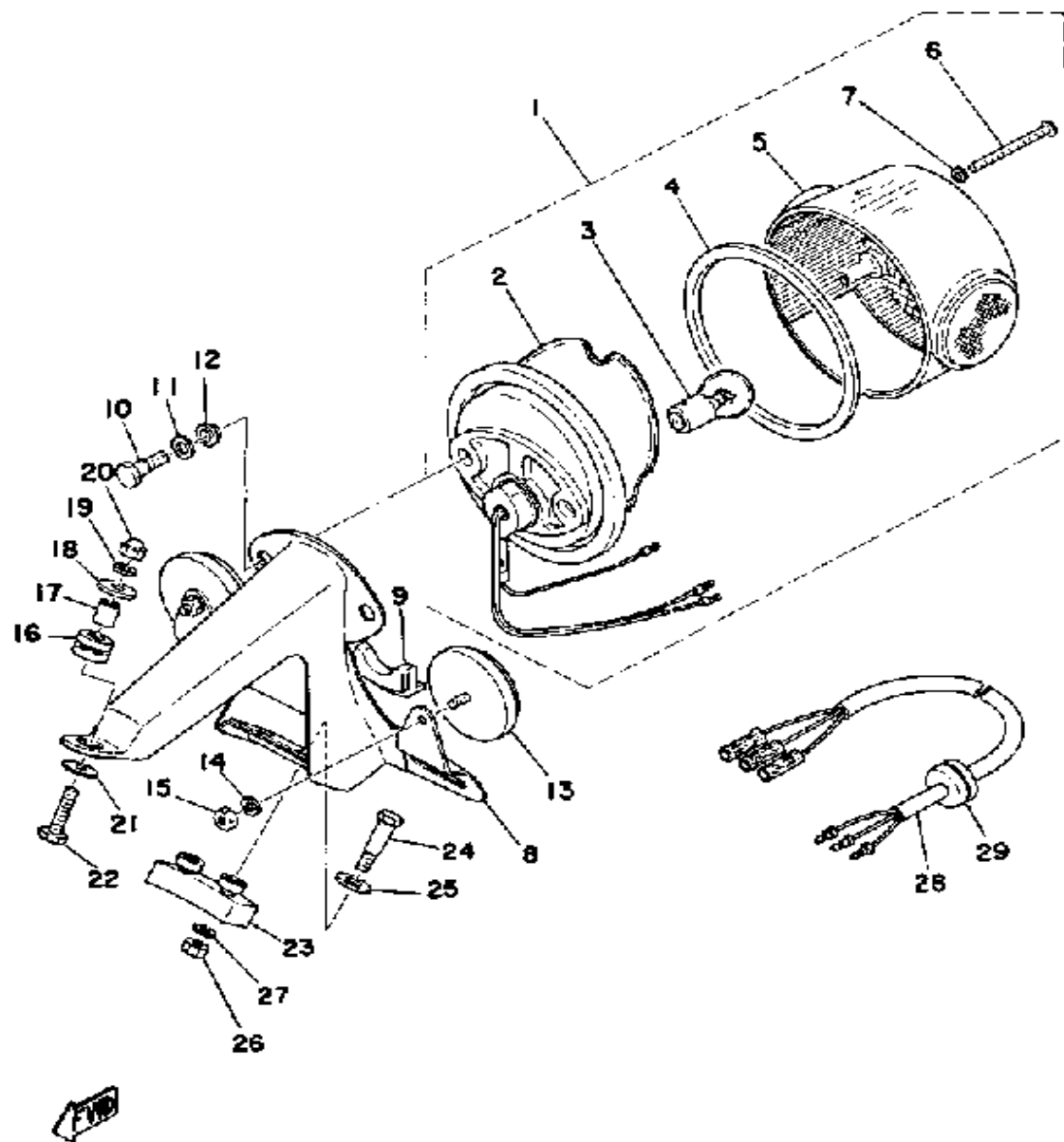
Ref. No.	Part Number	Description	Qty	Remarks
1	1E6-83570-61-00	SPEEDOMETER ASSEMBLY (1E6-83570-60)	1	MILE/H
2	122-83516-10-00	. BULB (122-83516-10)	1	
3	(1E6-83536-60-00)	SOCKET, METER	1	
4	1E6-83578-60-00	. KNOB, TRIP METER	1	
5	1E6-83540-F1-00	TACHOMETER ASSEMBLY (1E6-83540-60)	1	
6	122-83516-10-00	. BULB (122-83516-10)	4	
7	(1E6-83520-60-00)	SOCKET CORD ASSEMBLY	1	
8	1E6-83523-60-00	DAMPER	2	
9	1E6-83519-60-00	BRACKET, METER	1	
10	(1E6-83520-60-00)	SOCKET CORD ASSEMBLY	4	
11	90201-052E2-00	WASHER, PLATE	4	
12	90176-05022-00	NUT, CROWN	4	
13	1E6-23445-00-00	DAMPER	2	
14	90201-062G3-00	WASHER, PLATE	2	
15	92995-06100-00	WASHER, SPRING	2	
16	97013-06035-00	BOLT	2	
17	1JN-83550-01-00	SPEEDOMETER CABLE ASSEMBLY (3R9-83550-00-00)	1	
18	1E6-83560-52-00	TACHOMETER CABLE	1	M6-011



# HEADLIGHT

Ref. No.	Part Number	Description	Qty	Remarks
1	(1E6-84130-60-33)	BODY ASSEMBLY, HEADLIGHT	1	YAMAHA BLACK
2	214-84153-60-00	. GROMMET, WIREHERNESS	1	
4	498-84115-60-00	. RIM, HEADLIGHT	1	
5	498-84195-60-00	. RING, RETAINING	1	
6	498-84120-61-00	. LENS ASSEMBLY	1	
7	438-84194-60-00	. RING, MOUNTING	2	
8	92990-05100-00	. WASHER, SPRING	2	
9	90157-04001-00	. SCREW, PAN HEAD	1	
10	438-84133-60-00	. COLLAR, SCREW	1	
11	92901-04600-00	. WASHER, PLATE	1	
12	92901-04100-00	. WASHER, SPRING	2	
13	95301-04600-00	. NUT	2	
14	198-84334-60-00	. NUT, ADJUSTING	1	
15	341-84397-61-00	. COVER, SOCKET	1	
16	371-84312-60-00	. SOCKET	1	
17	507-84324-60-00	. SPRING, REFLECTOR	3	
18	498-84128-60-00	. SPACER	1	
19	90152-05005-00	SCREW, COUNTERSUNK	1	
20	97303-08035-00	BOLT, HEXAGON	2	
21	92990-08200-00	WASHER, PLAIN	2	
22	92990-08100-00	WASHER	2	
23	95333-08600-00	NUT, HEXAGON	2	

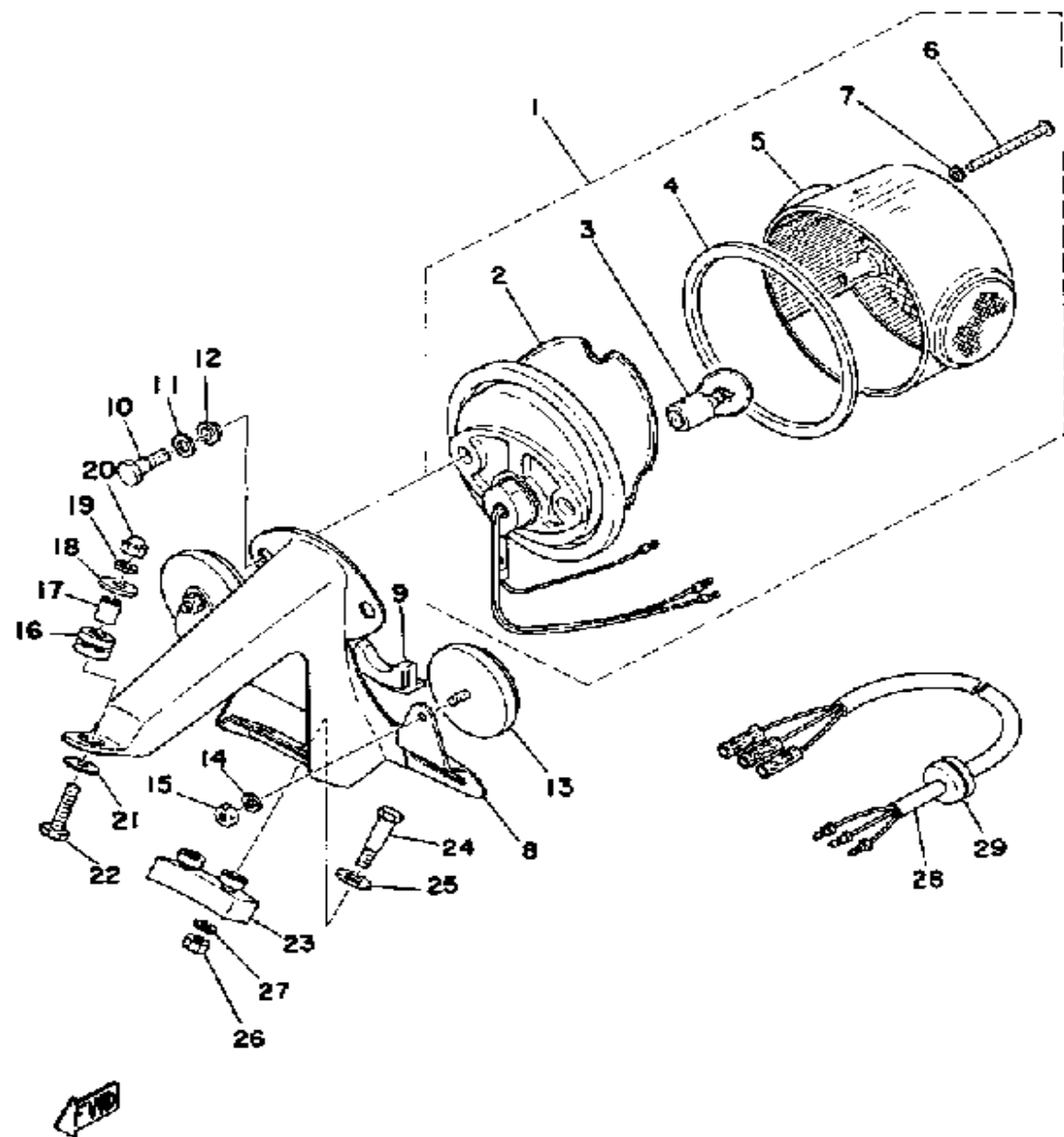




# TAILLIGHT

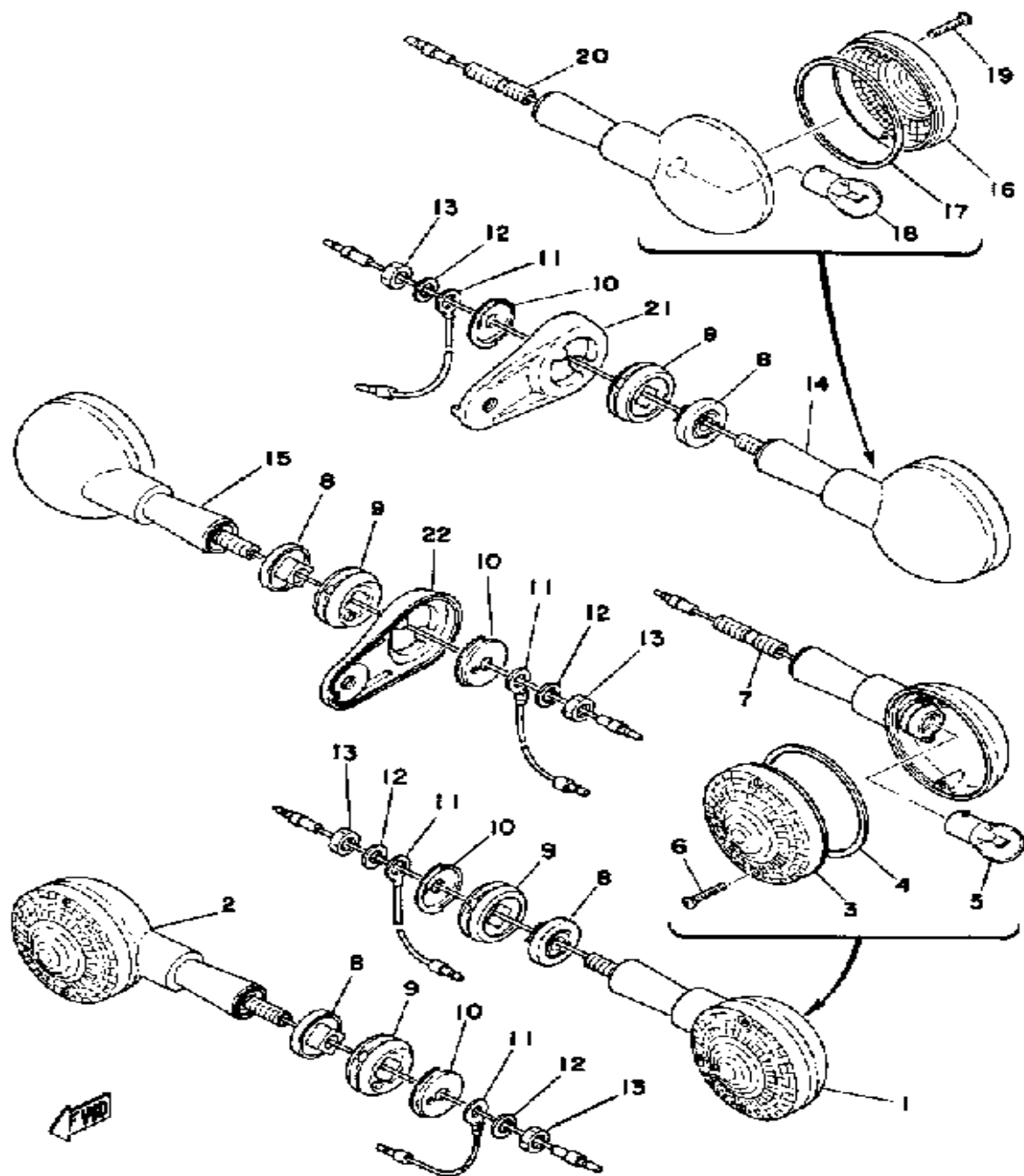
Ref. No.	Part Number	Description	Qty	Remarks
1	437-84510-62-00	TAILLIGHT UNIT ASSEMBLY ..	1	
2	(444-84711-61-00)	BASE, TAILLIGHT .....	1	
3	1M1-84514-60-00	. BULB .....	1	
4	275-84523-60-00	. GASKET, LENS .....	1	
5	341-84721-60-00	. LENS, TAILLIGHT .....	1	
6	98580-04055-00	. SCREW, LENS FITTING .....	3	
7	341-84722-60-00	. WASHER .....	3	
8	1E6-84551-61-35	BRACKET, LICENCE .....	1	SILVER
9	(437-84527-60-00)	DAMPER .....	1	
10	(479-84526-00-00)	SCREW .....	2	
11	2H7-84754-00-00	WASHER, SPECIAL .....	2	
12	275-84527-60-00	DAMPER .....	2	
13	449-85131-02-00	REFLECTOR, REAR 1 .....	2	
14	92990-05100-00	WASHER, SPRING .....	2	
15	95380-05600-00	NUT .....	2	
16	90480-14023-00	GROMMET .....	1	
17	90387-07390-00	COLLAR .....	1	
18	90209-06095-00	WASHER, SPEC'L SHAP (102-28323-00) .....	1	
19	92995-06100-00	WASHER, SPRING .....	1	
20	95303-06800-00	NUT (CROWN) .....	1	
21	90201-06067-00	WASHER, PLATE .....	1	
22	97011-06025-00	BOLT (97001-06025) .....	1	
23	308-84553-00-00	DAMPER .....	1	
24	90109-06022-00	BOLT (338-84552-00) .....	2	
25	90209-08125-00	WASHER .....	2	
26	95380-06600-00	NUT .....	2	
27	92995-06100-00	WASHER, SPRING .....	2	
28	1E6-84517-00-00	CORD, TAILLIGHT .....	1	

CONTINUED ON NEXT FRAME ➤



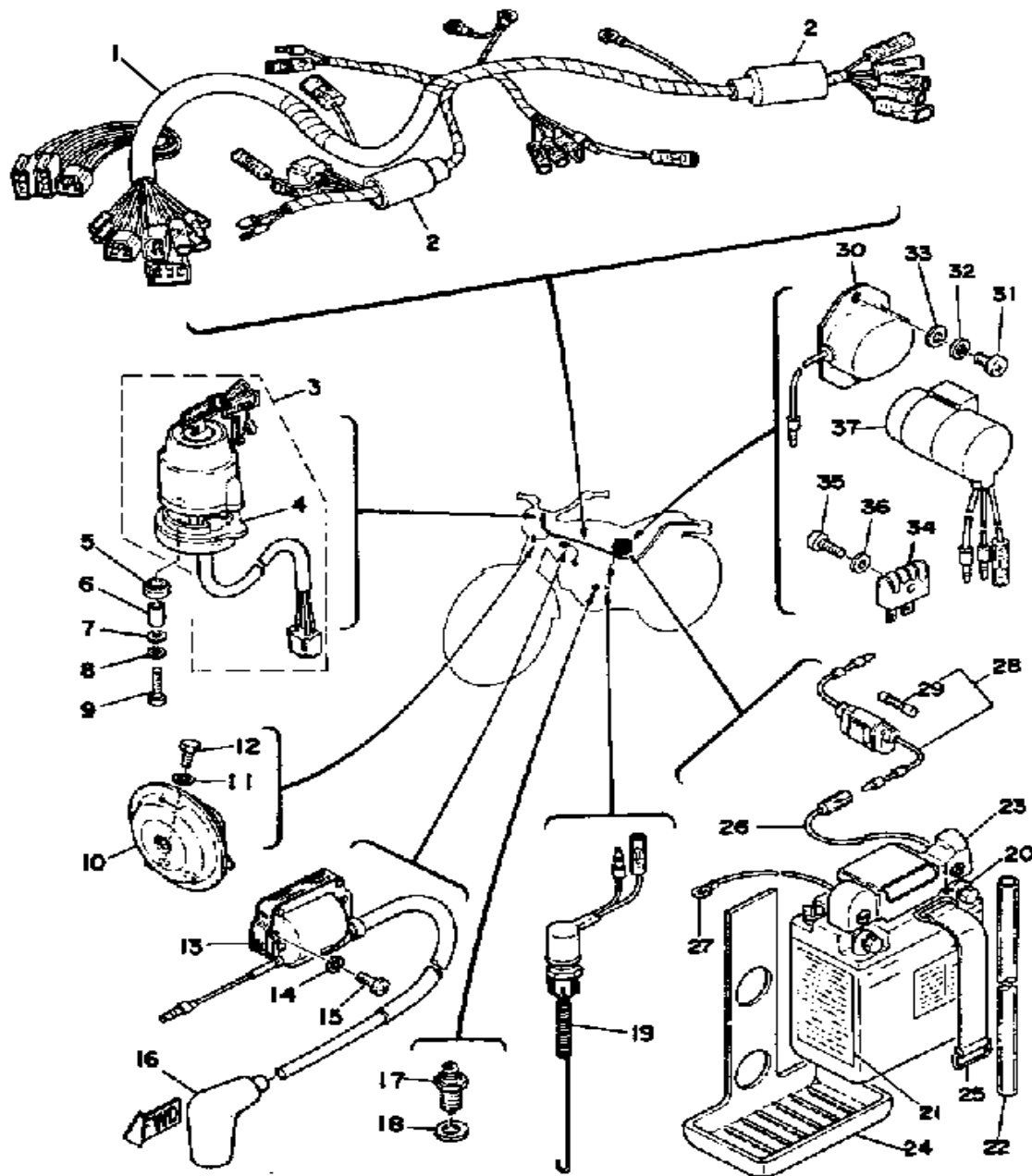
# TAILLIGHT

Ref. No.	Part Number	Description	Qty	Remarks
29	90480-15061-00	GROMMET .....	2	



# FLASHER LIGHT

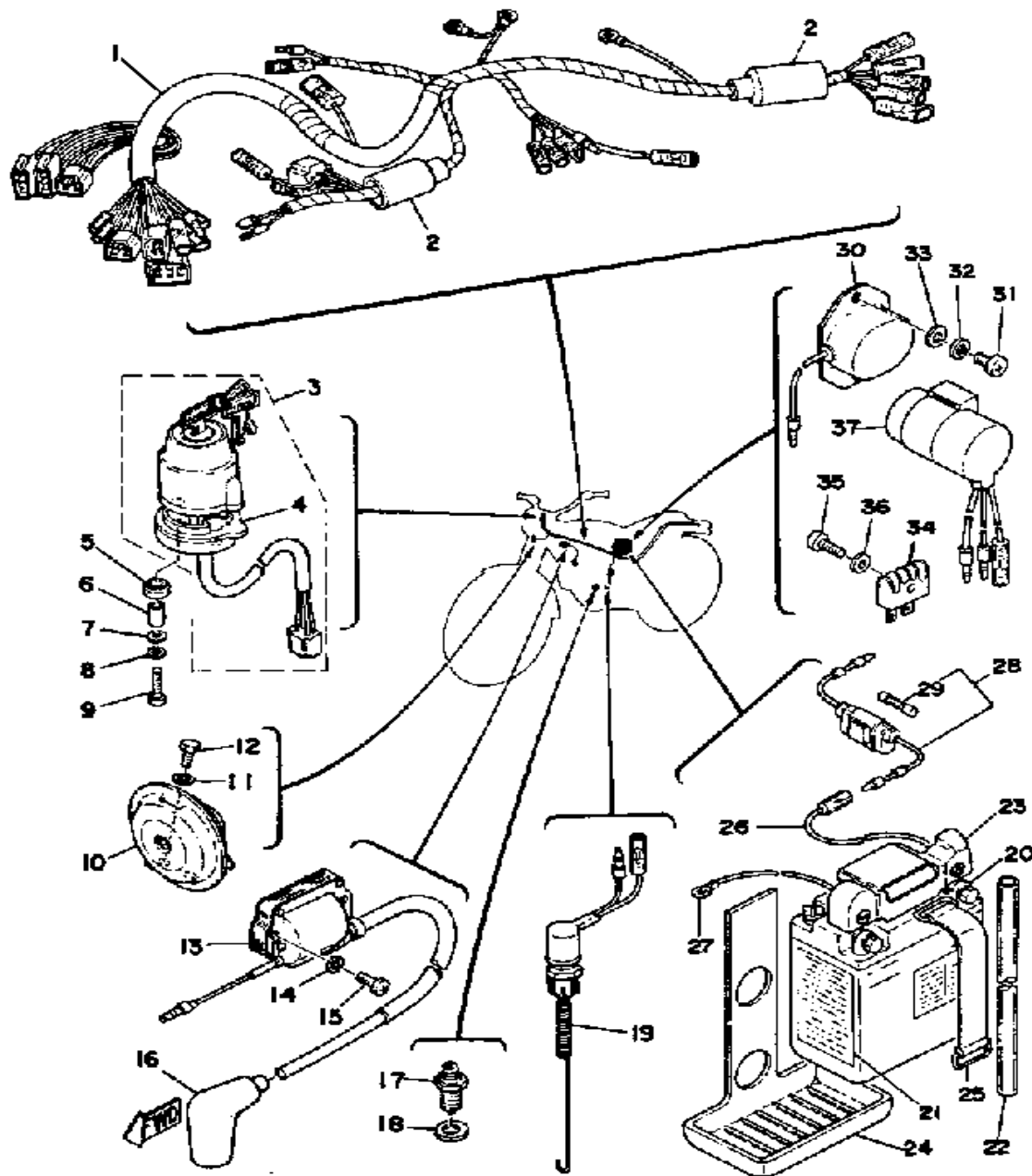
Ref. No.	Part Number	Description	Qty	Remarks
1	1E6-83310-60-93	FRT FLSHR LITE ASSEMBLY .	1	
2	1E6-83310-60-93	FRT FLSHR LITE ASSEMBLY .	1	
3	341-83312-70-00	. LENS, FLASHER . . . . .	2	AMBER
4	3Y6-83313-00-00	. GASKET, FLSHR LENS . . . . .	2	
5	115-83311-60-00	. BULB, FLASHER . . . . .	2	
6	341-83333-70-00	. SCREW, LENS FITTING . . . . .	4	
7	360-83367-09-00	. BOLT, STUD . . . . .	2	
8	341-83316-01-00	COLLAR, FLASHER 1 . . . . .	4	
9	1E6-83321-00-00	DAMPER, FLASHER 1 . . . . .	4	
10	1E6-83348-00-00	WASHER . . . . .	4	
11	(1E6-83336-00-00)	CORD . . . . .	4	
12	92990-08100-00	WASHER . . . . .	4	
13	95333-08600-00	NUT, HEXAGON . . . . .	4	
14	1E6-83330-60-93	R FLSHR LITE ASSEMBLY . . .	1	
15	1E6-83330-60-93	R FLSHR LITE ASSEMBLY . . .	1	
16	341-83332-70-00	. LENS, FLASHER . . . . .	2	RED
17	3Y6-83313-00-00	. GASKET, FLSHR LENS . . . . .	2	
18	115-83311-60-00	. BULB, FLASHER . . . . .	2	
19	341-83333-70-00	. SCREW, LENS FITTING . . . . .	4	
20	360-83367-09-00	. BOLT, STUD . . . . .	2	
21	(1E6-83368-00-00)	STAY, FLASHER . . . . .	1	
22	(1E6-83369-00-00)	STAY, FLASHER . . . . .	1	



# ELECTRICAL

Ref. No.	Part Number	Description	Qty	Remarks
1	1E6-82590-62-00	WIRE HARNESS ASSEMBLY ..	1	
2	(538-82599-10-00)	COVER, CONNECTER .....	2	
3	1E6-82508-01-00	MAIN SWITCH ASSEMBLY ...	1	
4	437-82555-00-00	. DAMPER, MAIN SWCH 1SWITCH 1 .....	1	
5	1M1-82556-00-00	DAMPER, STOPPER .....	2	
6	437-82516-00-00	COLLAR, MAIN SWITCH .....	2	
7	90201-05031-00	WASHER, PLATE .....	2	
8	92990-05100-00	WASHER, SPRING .....	2	
9	98580-05016-00	SCREW, PAN HEAD (98501-05016) .....	2	
10	3Y1-83371-10-00	HORN .....	1	
11	92995-06100-00	WASHER, SPRING .....	2	
12	97013-06012-00	BOLT .....	2	
13	583-82310-50-00	IGNITION COIL ASSEMBLY ...	1	
14	92990-06200-00	WASHER .....	2	
15	98580-06020-00	SCREW .....	2	
16	56J-82370-00-00	PLUG CAP ASSEMBLY .....	1	
17	2H7-82540-00-00	NEUTRAL SWITCH ASSEMBLY	1	
18	341-82543-00-00	GASKET .....	1	
19	371-82530-03-00	STOP SWITCH ASSEMBLY ...	1	
20	BTY-6N63B-10-00	YUASA 6N6-3B-1 (1E6-82110-29) .....	1	G.S.
21	118-82141-09-00	LABEL, BATTERY .....	1	
22	90445-08047-00	HOSE (168-82112-00) .....	1	
23	1E6-82129-00-00	COVER, BATTERY .....	1	
24	1E6-82122-01-00	SEAT, BATTERY .....	1	
25	1E6-82131-00-00	BAND, BATTERY .....	1	
26	1E6-82115-01-00	WIRE, PLUS LEAD .....	1	
27	5F7-82519-00-00	WIRE, EARTH LEAD .....	1	

CONTINUED ON NEXT FRAME ➤



# ELECTRICAL

Ref. No.	Part Number	Description	Qty	Remarks
28	1E6-82150-00-00	FUSE HOLDER ASSEMBLY ...	1	M6-011
29	1E6-82151-00-00	FUSE (10A) .....	1	M6-011
30	1E6-81910-62-00	VOLTAGE REG ASSEMBLY ..	1	
31	98580-06012-00	SCREW, PAN HEAD .....	2	
32	92995-06100-00	WASHER, SPRING .....	2	
33	92901-06600-00	WASHER .....	2	
34	353-81970-63-00	RECTIFIER ASSEMBLY .....	1	
35	98580-05016-00	SCREW, PAN HEAD (98501-05016) .....	1	
36	92901-05600-00	WASHER, PLATE .....	1	
37	438-83350-62-00	FLASHER RELAY ASSEMBLY .	1	



# XT500C

## 1976 SERVICE DATA

MOTORCYCLE  
M5-087



MODEL — IBM I.D. NUMBER	XT500C	1E6
Starting Engine and Frame Number	1E6-000101	
Basic Color (fuel tank)	Clean White	
Net Weight	304 lbs.	
ENGINE (type, induction system)	4-stroke, S.O.H.C., Single, Air-cooled	
Bore x Stroke x Cylinder(s)	87 x 84mm x 1	499cc (30.45 CID)
Compression Ratio	9.0:1	
Piston Skirt Clearance (new/max.)	.050 ~ .055mm (.0020 ~ .0022") / 0.1mm (.004")	
Ring End Gap (top/2nd/3rd)	0.3~0.5mm(.012~.020")/Same/0.2~0.9mm(.008~.035")	
Ring Groove Clearance (top/2nd/3rd)	.04~.08mm(.0016~.0032")/.03~.07mm(.0012~.0028")/φ	
Valve Clearance (eng. cold) Intake/Exhaust	.07mm (.003") / 0.12mm (.005")	
AUTOLUBE — Minimum Pump Stroke/Color Code	φ	
CARBURETOR (mfr.) (type) (I.D. number)	Mikuni / VM34SS / 1E660	
Main Jet	No. 210	
Needle Jet	Q-2	
Jet Needle/Clip Position	5J10-3	
Cutaway	4.5	
Pilot Jet	No. 35	
Air Jet	0.8	
Starter Jet	No. 60	
Air Screw (turns out)	1½	
Float Level	22.0 ± 1.0mm	
Air Filter (type x quantity)	Oiled Foam Rubber x 1	
DRIVE — Primary (type) (teeth) (ratio)	Spur Gear	77/30 2.566
Secondary (type) (teeth) (ratio)	DID520T, 99L	44/16 2.750
Transmission Ratios 1st (teeth) (ratio) (O.A.)	33/14	2.357 16.638
2nd	28/18	1.555 10.979
3rd	25/21	1.190 8.403
4th	22/24	0.916 6.470
5th	21/27	0.777 5.490
6th	φ	
CAPACITIES — Transmission	φ	
Oil Tank or Engine Sump	2.6 qts. SAE20W/40 Oil (Yamalube 4-cycle*)	
Fuel Tank	2.3 gals. Premium	
Front Forks	217cc (7.3 oz.) 10, 20 or 30 wt. Fork Oil*	
Rear Shocks	φ	
Tires (size/nominal pressure)	Front: 3.00-21/18psi / Rear: 4.00-18/21psi	
ELECTRICAL — Charging System (mfr.) (type)	Nippon Denso / Flywheel Magneto	
No Load Voltage Adj. (AC & DC generators)	7.2V ± 0.3V	
Max. Generator (Magneto) Output	φ	
Field Coil (and/or) Charging Coil Resistance	Yellow/White - 0.25Ω ± 10% / White - 0.35Ω ± 10%	
Battery (mfr.) (model) (charging rate)	G.S. / 6N6-3B / 0.6A x 10 hours	
Headlight/Tailight Ratings	6V30W/30W / 6V5.3W	
Ign. Coil Min. Spark Gap/Pri. Res./Sec. Res.	N/A / 0.75Ω / 5.7KΩ	
Source Coil Res./Pulse Coil Res.	2.2Ω / φ	
Condenser Capacity	0.22μF	
Point Gap/Spark Plug (type/gap)	0.35 ± .05mm / NGK BP-7ES / 0.7 ~ 0.8mm (SEE NOTE)	
Timing (advanced) (retarded)	27.0 ± 3° / 7°	

N/A = Information Not Available \*Available from Yamaha Parts Distributors, Inc.  
φ = Does Not Apply To This Model NOTE: Using conventional instead of "P" (projected nose) spark plug will result in significant horsepower loss.

F-22

MOTORCYCLE  
M5-087

# XT500C

## 1976 SERVICE DATA

MODEL — IBM I.D. NUMBER	XT500C	1E6
Starting Engine and Frame Number	1E6-000101	
Basic Color (fuel tank)	Clean White	
Net Weight	304 lbs.	
ENGINE (type, induction system)	4-stroke, S.O.H.C., Single, Air-cooled	
Bore x Stroke x Cylinder(s)	87 x 84mm x 1	499cc (30.45 CID)
Compression Ratio	9.0:1	
Piston Skirt Clearance (new/max.)	.050 ~ .055mm (.0020 ~ .0022") / 0.1mm (.004")	
Ring End Gap (top/2nd/3rd)	0.3~0.5mm(.012~.020")/Same/0.2~0.9mm(.008~.035")	
Ring Groove Clearance (top/2nd/3rd)	.04~.08mm(.0016~.0032")/.03~.07mm(.0012~.0028")/φ	
Valve Clearance (eng. cold) Intake/Exhaust	.07mm (.003") / 0.12mm (.005")	
AUTOLUBE — Minimum Pump Stroke/Color Code	φ	
CARBURETOR (mfr.) (type) (I.D. number)	Mikuni / VM34SS / 1E660	
Main Jet	No. 210	
Needle Jet	Q-2	
Jet Needle/Clip Position	5J10-3	
Cutaway	4.5	
Pilot Jet	No. 35	
Air Jet	0.8	
Starter Jet	No. 60	
Air Screw (turns out)	1½	
Float Level	22.0 ± 1.0mm	
Air Filter (type x quantity)	Oiled Foam Rubber x 1	
DRIVE — Primary (type) (teeth) (ratio)	Spur Gear	77/30 2.566
Secondary (type) (teeth) (ratio)	DID520T, 99L	44/16 2.750
Transmission Ratios 1st (teeth) (ratio) (O.A.)	33/14	2.357 16.638
2nd	28/18	1.555 10.979
3rd	25/21	1.190 8.403
4th	22/24	0.916 6.470
5th	21/27	0.777 5.490
6th	φ	
CAPACITIES — Transmission	φ	
Oil Tank or Engine Sump	2.6 qts. SAE20W/40 Oil (Yamalube 4-cycle*)	
Fuel Tank	2.3 gals. Premium	
Front Forks	217cc (7.3 oz.) 10, 20 or 30 wt. Fork Oil*	
Rear Shocks	φ	
Tires (size/nominal pressure)	Front: 3.00-21/18psi / Rear: 4.00-18/21psi	
ELECTRICAL — Charging System (mfr.) (type)	Nippon Denso / Flywheel Magneto	
No Load Voltage Adj. (AC & DC generators)	7.2V ± 0.3V	
Max. Generator (Magneto) Output	φ	
Field Coil (and/or) Charging Coil Resistance	Yellow/White - 0.25Ω ± 10% / White - 0.35Ω ± 10%	
Battery (mfr.) (model) (charging rate)	G.S. / 6N6-3B / 0.6A x 10 hours	
Headlight/Tailight Ratings	6V30W/30W / 6V5.3W	
Ign. Coil Min. Spark Gap/Pri. Res./Sec. Res.	N/A / 0.75Ω / 5.7KΩ	
Source Coil Res./Pulse Coil Res.	2.2Ω / φ	
Condenser Capacity	0.22μF	
Point Gap/Spark Plug (type/gap)	0.35 ± .05mm / NGK BP-7ES / 0.7 ~ 0.8mm (SEE NOTE)	
Timing (advanced) (retarded)	27.0 ± 3° / 7°	

N/A = Information Not Available \*Available from Yamaha Parts Distributors, Inc.  
φ = Does Not Apply To This Model NOTE: Using conventional instead of "P" (projected nose) spark plug will result in significant horsepower loss.